

Dr. Ken Warden
Commissioner

Dr. Jim Carr
AHECB Chair

ARKANSAS HIGHER EDUCATION COORDINATING BOARD

REGULAR QUARTERLY MEETING

JANUARY 23, 2026



Arkansas Division of Higher Education

4 Capitol Mall, Box 21 | Little Rock, AR 72201 | (501) 371-2000

ARKANSAS HIGHER EDUCATION COORDINATING BOARD

REGULAR QUARTERLY MEETING

**University of Arkansas at Little Rock
Donaghey Student Center
2801 S. University Ave.
Little Rock, AR 72204**

SCHEDULE

Friday, January 23, 2026

Call to Order at 9:00 a.m.

Convene Coordinating Board Meeting

ARKANSAS HIGHER EDUCATION COORDINATING BOARD REGULAR QUARTERLY MEETING

Friday, January 23, 2026

University of Arkansas at Little Rock

AGENDA

1. Welcome by Dr. Christina Drale
- *2. Approve Minutes of October 24, 2025, Regular Meeting (Chair Jim Carr)
- *3. Report of Nominating Committee for 2026-27 Board Officers (Chair Carr)
- *4. Reimbursement of Expenses for Members of the AHECB and ICAC (Dr. Ken Warden)
- *5. Commissioner's Report (Dr. Warden)
- *6. University of Arkansas System Update (President Jay Silveria)

REPORTS

7. Annual Report on Institutional Certification (Mrs. Alana Colburn)
8. Report on Academic Program Viability (Mr. Mason Campbell)
9. Annual Enrollment Report (Mrs. Sonia Hazelwood)
10. Report on College-Going Rate (Mrs. Hazelwood)

FINANCE

11. Annual Higher Education Financial Condition Report (Mr. Nick Fuller)
12. Maintenance Report (Mr. Fuller)
13. Recommendations for Educational and General Operations for State-Supported Institutions (Mr. Fuller)
14. Personal Services Recommendations (Mr. Fuller)
- *15. Economic Feasibility for Southern Arkansas University (Mr. Fuller)
- *16. Economic Feasibility for Arkansas State University-Jonesboro (Mr. Fuller)

- *17. Economic Feasibility for Arkansas State University-Jonesboro (Mr. Fuller)

ACADEMICS

- *18. New Program: Technical Certificate in Precision Agriculture
Certificate of Proficiency in Precision Agriculture
Arkansas State University Beebe (Mr. Campbell)
- *19. New Program: Associate of Applied Science in Farm and Ranch Management
Technical Certificate in Precision Agriculture
Certificate of Proficiency in Agriculture Drone Technology
University of Arkansas Community College Batesville (Mr. Campbell)
- 20. Arkansas Public Institutions Letters of Notification (Mrs. Tracy Harrell)
- 21. Arkansas Public Institutions Letters of Intent (Mrs. Harrell)
- *22. Out-of-State and Arkansas Private Institutions (Mrs. Colburn)
- 23. Out-of-State and Arkansas Private Institutions Letters of Notification (Mrs. Colburn)
- 24. Out-of-State and Arkansas Private Institutions Letters of Intent (Mrs. Colburn)

Welcome

Dr. Christina Drale, Chancellor of the University of Arkansas at Little Rock, will provide a welcome.

**ARKANSAS HIGHER EDUCATION COORDINATING BOARD
Regular Quarterly Meeting
October 24, 2025**

Minutes of Meeting

The October 24, 2025, regular meeting of the Arkansas Higher Education Coordinating Board (AHECB) was held at Arkansas State University-Beebe (ASUB). Chair Jim Carr called the meeting to order at 9:00 a.m., with all members present.

Coordinating Board present:

Dr. Jim Carr, Chair
Lucas Pointer, Vice Chair
Dr. Katherine Dudley, Secretary
Graycen Bigger
Dr. Jerry Cash
Heather Maxey
Carolyn Rhinehart

Coordinating Board absent:

Presidents, chancellors, institutional representatives, members of the press, ADHE staff and guests were also present.

Chair Carr began by calling Chancellor Jennifer Methvin for a welcome. Dr. Methvin began by thanking the Coordinating Board for their commitment to higher education. Next, she stated that ASUB is a public two-year community college with the third-largest enrollment among two-year institutions in Arkansas. Founded in 1927, ASUB is the oldest two-year college in Arkansas with campuses in Beebe, Searcy, Heber Springs, and at the Little Rock Air Force Base.

Agenda Item No. 1
Economic Feasibility of Bond Issue
South Arkansas College

South Arkansas College (SAC) requests approval of the economic feasibility of plans to issue bonds not to exceed \$9.5 million with a term of thirty (30) years at an annual interest rate not to exceed 7.0 percent. Proceeds from the bond issue will be used for educational and general (E&G) purposes and auxiliary purposes. The South Arkansas College Board of Trustees approved this financing at its meeting on June 19, 2025.

The combined millage, E&G and auxiliary issue will be up to \$9.5 million with a total maximum annual debt service of \$734,774 and a term of thirty (30) years. The millage/E&G bond will be approximately \$6.5 million with an annual debt of \$518,936. The auxiliary bond will be approximately \$3.0 million with annual debt service of approximately \$215,838. Proceeds from this bond issue will be used to finance the construction of the first Residence Hall on campus. We have secured additional private donations currently in excess of \$3.0 million with an additional

\$3.0 million in trust from a generous benefactor. When the trust funds are available, it will be applied first to complete the Auxiliary Bond issue balance and the pay towards the remaining balance of the general obligation/E&G bond. An ongoing capital campaign is underway as well.

RESOLVED, That the Arkansas Higher Education Coordinating Board considers economically feasible plans for South Arkansas College to issue bonds not to exceed \$9.5 million with a term of thirty (30) years at an annual interest rate not to exceed 7.0 percent to finance the construction of the first Residence Hall on campus.

FURTHER RESOLVED, That the Commissioner of the Arkansas Division of Higher Education is authorized to notify the President and the Chair of the Board of Trustees of South Arkansas College and the President of South Arkansas College of the Coordinating Board's resolution.

There were no questions.

Dr. Katherine Dudley moved to approve Agenda Item No. 1. Carolyn Rhinehart seconded the motion and the Board unanimously approved.

Agenda Item No. 2
Economic Feasibility of Bond Issue
University of Central Arkansas

The University of Central Arkansas (UCA) requests approval of the economic feasibility to issue bonds in the amount of approximately \$10.52 million with a term of twenty (20) years and an estimated annual interest rate of 5.50 percent. Proceeds from the issue will be used for educational and general (E&G) purposes. The University of Central Arkansas Board of Trustees approved this financing at its August 8, 2025, meeting.

The E&G issue will be approximately \$10.52 million with an estimated maximum annual debt service of \$849,074 and a term of twenty (20) years. Proceeds from the bond issue will be used for the Campus District Loop & Hydronics Refresh Project. The project involves enhancing the overall capacity and efficiency of the Campus District Loop Hydronics systems. It includes building a new chiller plant on the north side of campus and installing new underground district chilled water lines to connect with existing district cooling piping and buildings. Additionally, the university is refreshing its South Plant Central Chiller Facility by increasing cooling capacity through the installation of high-efficiency water-cooled chillers and new cooling towers and upgrading controls and electrical connections. These new chillers and connections will allow for the decommissioning of aging, localized chillers and will reduce the campus' overall energy consumption. These upgrades are a key component of UCA's long-term energy and infrastructure strategy - improving system reliability, lowering maintenance requirements, and maximizing energy efficiency campus-wide.

RESOLVED, That the Arkansas Higher Education Coordinating Board considers economically feasible plans for the University of Central Arkansas to issue bonds in an amount of approximately \$10.52 million with a term of twenty (20) years at an estimated annual interest rate of 5.50 percent for the Campus District Loop & Hydronics Refresh Project.

FURTHER RESOLVED, That the Commissioner of the Arkansas Division of Higher Education is authorized to notify the President and the Chair of the Board of Trustees of the University of Central Arkansas of the Coordinating Board's resolution.

Graycen Bigger asked if the 5.50 percent annual interest rate was fixed. Nick Fuller said the interest rate has not been determined; however, it will not exceed 5.50 percent.

Dr. Katherine Dudley moved to approve Agenda Item No. 2. Lucas Pointer seconded the motion and the Board unanimously approved.

Agenda Item No. 3
Bond/Loan Feasibility Update

This update consists of the actual terms for bond and loan issues receiving AHECB approval that occurred October 2024 through October 2025. An annual update was requested by the AHECB during the July 30, 2010 quarterly meeting.

There were no questions.

Agenda Item No. 4
Recommendation for Distribution of Productivity Funding
For State-Supported Institutions

A.C.A. §6-61-234 directs the Arkansas Higher Education Coordinating Board (AHECB) to adopt policies developed by the Arkansas Division of Higher Education (ADHE) necessary to implement a productivity-based funding model for state-supported institutions of higher education.

RESOLVED, That the Arkansas Higher Education Coordinating Board adopts the recommendation for distribution of productivity funding to the Arkansas public institutions of higher education in the 2026-27 fiscal year as included in Table 04B.

FURTHER RESOLVED, That the Commissioner of the Arkansas Division of Higher Education is authorized to prepare appropriate documents for transmission to the Governor and the General Assembly of the 2026-27 productivity funding distribution recommendation of the Arkansas Higher Education Coordinating Board.

FURTHER RESOLVED, That should any errors of a technical nature be found in this recommendation, the Commissioner of the Arkansas Division of Higher Education is authorized to make appropriate corrections consistent with the policy established by the Board's action on these recommendations.

There were no questions.

Dr. Katherine Dudley moved to approve Agenda Item No. 4. Lucas Pointer seconded the motion and the Board unanimously approved.

Agenda Item No. 5
Intercollegiate Athletic Revenues and Expenditures

Act 245 of 1989 (A.C.A. §6-62-106) directed the Coordinating Board to develop and establish uniform accounting standards and procedures for reporting revenues and expenditures. Based on these standard definitions and formats, the Coordinating Board is to collect the financial data and provide a uniform report of each institution's athletic revenues and expenditures for the previous fiscal year to the Legislative Joint Auditing Committee and the public by November of each year.

RESOLVED, That the Arkansas Higher Education Coordinating Board accepts the Report of 2024-25 Intercollegiate Athletic Revenues and Expenditures as prepared in accordance with Arkansas Higher Education Coordinating Board uniform accounting standards and definitions for athletic reporting.

FURTHER RESOLVED, That the Coordinating Board authorizes the Commissioner to transmit the Report of 2024-25 Intercollegiate Athletic Revenues and Expenditures to the Legislative Joint Auditing Committee according to the provisions of A.C.A. §6-62-106.

There were no questions.

Lucas Pointer moved to approve Agenda Item No. 5. Dr. Katherine Dudley seconded the motion and the Board unanimously approved.

Agenda Item No. 6
Technical Certificate and Certificate of Proficiency
in Construction Trades Technology
Arkansas State University-Beebe

The administration of Arkansas State University Beebe (ASUB) and Board of Trustees of the Arkansas State University System request approval to offer the Technical Certificate in Construction Trades Technology and Certificate of Proficiency in Construction Trades Technology, effective Fall 2025.

The proposed Construction Trades Technology program is designed to prepare students with the necessary skills and knowledge to be proficient in the fundamentals of residential and commercial construction. The 27 credit-hour Technical Certificate, with embedded 12 credit-hour Certificate of Proficiency, provides instruction in safety and industry codes, methods and materials of construction, blueprints and drawings, site layout, carpentry and roofing, plumbing and electrical systems, framing, flooring, cabinetry and finishing work, and general processes of project management. Graduates of the proposed program may continue their education through additional coursework in HVAC-R, welding, and other related fields or pursue the Associate of Applied Science in General Technology. Electrical or plumbing apprenticeship programs are also available at the ASUB Heber Springs campus.

RESOLVED, That the Arkansas Higher Education Coordinating Board approves the offering of the Certificate of Proficiency in Construction Trades Technology (CIP 46.0000) and Technical Certificate in Construction Trades Technology (CIP 46.0000) at Arkansas State University Beebe, effective Fall 2025.

FURTHER RESOLVED, That the Coordinating Board instructs the Commissioner of the Arkansas Division of Higher Education to inform the Chancellor of Arkansas State University Beebe and Chair of the Board of Trustees of the Arkansas State University System of the approval.

Dr. Blake Perkins, Chief Academic Officer, provided additional background information.

Graycen Bigger said this is a great program geared toward high school students.

Carolyn Rhinehart moved to approve Agenda Item No. 6. Dr. Katherine Dudley seconded the motion and the Board unanimously approved.

Agenda Item No. 7

Associate of Science in Outdoor Recreation, Technical Certificate in Outdoor Recreation, and Embedded Certificates of Proficiency in Foundations in Outdoor Recreation, Mountain Biking & Trail Maintenance, Outdoor Maintenance, Outdoor Recreation Activities, Outdoor Recreation Management, Tourism & Hospitality, and Wilderness Safety
National Park College

The administration and Board of Trustees of National Park College (NPC) request approval to offer the Associate of Applied Science in Outdoor Recreation, Technical Certificate in Outdoor Recreation, Certificate of Proficiency in Foundations in Outdoor Recreation, Certificate of Proficiency in Mountain Biking & Trail Maintenance, Certificate of Proficiency in Outdoor Maintenance, Certificate of Proficiency in Outdoor Recreation Management, Certificate of Proficiency in

Outdoor Recreation Activities, Certificate of Proficiency in Tourism & Hospitality, and Certificate of Proficiency in Wilderness Safety, effective Fall 2026.

The proposed program contains a 60-credit hour Associate of Applied Science and 45-credit hour Technical Certificate, both in Outdoor Recreation, as well as seven Certificates of Proficiency, varying from eight to twelve credit hours, which allow a student to tailor the program to their interests and needs. The program will provide students with a fundamental understanding of the outdoor recreation industry, issues in policy and law, leadership and supervision, survival and first-response in remote environments, to name a few. A comprehensive listing of skills per program is available in the full proposal.

RESOLVED, That the Arkansas Higher Education Coordinating Board approves the offering of the Associate of Applied Science in Outdoor Recreation (CIP 31.0101), Technical Certificate in Outdoor Recreation (CIP 31.0101), Certificate of Proficiency in Foundations in Outdoor Recreation (CIP 31.0101), Certificate of Proficiency in Mountain Biking & Trail Maintenance (CIP 46.9999), Certificate of Proficiency in Outdoor Maintenance (CIP 46.0000), Certificate of Proficiency in Outdoor Recreation Activities (CIP 31.0101), Certificate of Proficiency in Outdoor Recreation Management (CIP 31.0301), Certificate of Proficiency in Tourism & Hospitality (CIP 52.0901), and Certificate of Proficiency in Wilderness Safety (CIP 31.9999), at National Park College, effective Fall 2026.

FURTHER RESOLVED, That the Coordinating Board instructs the Commissioner of the Arkansas Division of Higher Education to inform the President and Chair of the Board of Trustees of National Park College of the approval.

Dr. Chuck Argo, Vice President for Academic Affairs, provided additional background information.

Chair Carr asked if the headcount of 115 new students was unduplicated. Dr. Argo said most of the numbers were low estimates. He believes the actual enrollment number will be much higher.

Lucas Pointer moved to approve Agenda Item No. 7. Carolyn Rhinehart seconded the motion and the Board unanimously approved.

Agenda Item No. 8
Associate of Applied Science and Technical Certificate in
Uncrewed Aerial Systems and Data Applications and
Certificate of Proficiency in Uncrewed Aerial Systems
North Arkansas College

The administration and Board of Trustees of North Arkansas College (NAC) request approval to offer the Associate of Applied Science and Technical Certificate in

Uncrewed Aerial Systems and Data Applications and Certificate of Proficiency in Uncrewed Aerial Systems, effective Fall 2025.

The proposed 16 credit hour, 100% online Certificate of Proficiency in Uncrewed Aerial Systems will focus on the skills necessary to operate and troubleshoot the various types of drones and equip students with the knowledge to apply industry regulations and standards to ensure safe, responsible drone use in commercial, governmental, and recreational environments. The proposed 31 credit hour Technical Certificate in Uncrewed Aerial Systems and Data Application aims to educate students on the analysis, interpretation, and application of aerial data, effective communication, and the evaluation of ethical issues, privacy implications, and cybersecurity threats associated with drone use in different professional contexts. Expanding on the foundational and technical certificate-level training, the proposed 61 credit hour Associate of Applied Science in Uncrewed Aerial Systems and Data Applications will prepare students for advanced roles in drone industry by obtaining deeper knowledge in data analysis, business applications, and workforce readiness.

RESOLVED, That the Arkansas Higher Education Coordinating Board approves the offering of the Associate of Applied Science in Uncrewed Aerial Systems and Data Applications (CIP 43.0407), Technical Certificate in Uncrewed Aerial Systems and Data Applications (CIP 43.0407), and Certificate of Proficiency in Uncrewed Aerial Systems (CIP 49.0109) at North Arkansas College, effective Spring 2026.

FURTHER RESOLVED, That the Coordinating Board instructs the Commissioner of the Arkansas Division of Higher Education to inform the President and Chair of the Board of Trustees of North Arkansas College of the approval.

Dr. Matt Cardin, Vice President of Academic Affairs, provided additional background information.

Lucas Pointer moved to approve Agenda Item No. 8. Graycen Bigger seconded the motion and the Board unanimously approved.

Agenda Items No. 9 & 10
Arkansas Public Institutions
Letters of Notification and Letters of Intent

The Commissioner of the Arkansas Division of Higher Education approved institutional requests for new programs not requiring Board action unless further review is requested by the Board. During this period, the Institutional Certification Advisory Committee received notice of requests from Arkansas public institutions to offer degree programs. The program notices appear in the Arkansas Public Institutions Letters of Notification on pages 9-1 through 9-27 and in the Arkansas public institutions Letters of Intent on pages 10-1 of the agenda book.

There were no questions.

Agenda Item No. 11
Out-of-State and Arkansas Private Institutions

RESOLVED, That pursuant to A.C.A. §6-61-301, the Arkansas Higher Education Coordinating Board grants initial certification to the institutions listed on pages 1 - 2 to offer the specified degree programs to Arkansas residents for a period of three years through December 31, 2028.

FURTHER RESOLVED, That the Commissioner of the Arkansas Division of Higher Education is authorized to notify the administration of said institutions that the certification of the degree programs requires the institution to notify the Arkansas Division of Higher Education whenever any of the following occurs: (1) major reorganization of the controlling body; (2) changes in the charter or incorporation documents of the institution; or (3) changes in the method of operation of the institution's programs in Arkansas.

FURTHER RESOLVED, That the Coordinating Board instructs the Commissioner to notify the administration of said institutions that any advertisement or published materials using the name of the Arkansas Higher Education Coordinating Board or the Arkansas Division of Higher Education must contain the following statement:

Arkansas Higher Education Coordinating Board certification does not constitute an endorsement of any institution or program. Such certification merely indicates that certain criteria have been met as required under the rules and regulations implementing institutional and program certification as defined in A.C.A. §6-61-301.

Initial Program Certifications – Distance Technology

Carrington College, Sacramento, California
University of California Irvine, Irvine, California
University of the People, Pasadena, California
Walden University, Minneapolis, Minnesota

Initial Program Certification – Arkansas Campus

Arkansas Colleges of Health Education, Fort Smith, Arkansas

Initial Course Certifications – New Institution

Rocky Vista University, Englewood, Colorado

There were no questions.

Carolyn Rhinehart moved to approve Agenda Item No. 11. Dr. Katherine Dudley seconded the motion and the Board unanimously approved.

Agenda Items No. 12 & 13
Out-of-State and Arkansas Private Institutions
Letters of Notification and Letters of Intent

The Commissioner of the Arkansas Division of Higher Education approved institutional requests for new programs not requiring Board action unless further review is requested by the Board. During this period, the Institutional Certification Advisory Committee received notice of requests from out-of-state and Arkansas private institutions to offer degree programs to Arkansas residents. The program notices appear in the Letters of Notification on pages 12-1 through 12-7 and in the Letters of Intent on page 13-1 of the agenda book.

There were no questions.

Agenda Item No. 14
Approval of Minutes

Dr. Katherine Dudley moved to approve Agenda Item No. 14. Graycen Bigger seconded the motion and the Board unanimously approved.

Agenda Item No. 15
Appointment of Nominating Committee

Chair Dr. Jim Carr appointed members of the Arkansas Higher Education Coordinating Board nominating committee. The nominating committee will recommend Board officers for 2026-27 at the January 23, 2026, meeting. The members included Lucas Pointer, Dr. Katherine Dudley and Carolyn Rhinehart.

Graycen Bigger moved to approve Agenda Item No. 15. Heather Maxey seconded the motion and the Board unanimously approved.

Agenda Item No. 16
Approval of 2026 Coordinating Board
Meeting Schedule

The Arkansas Higher Education Coordinating Board meets quarterly to act upon Board initiatives and to respond to campus proposals.

RESOLVED, That the Arkansas Higher Education Coordinating Board agrees to the following dates for regular quarterly meetings during 2026: January 23, April 24, July 24, and October 23.

FURTHER RESOLVED, That the Board expresses its appreciation and accepts the invitations to meet in January at the University of Arkansas at Little Rock, in April at Ozarka College, in July at the

University of Arkansas, Fayetteville, and in October at Arkansas State University Mountain Home.

Graycen Bigger moved to approve Agenda Item No. 16. Lucas Pointer seconded the motion and the Board unanimously approved.

Agenda Item No. 17
Commissioner's Report

Commissioner Warden began by thanking the Coordinating Board and ADHE staff for all they do to help move education forward in Arkansas. He also thanked Chancellor Methvin and ASU-Beebe for hosting the Coordinating Board meeting.

ADHE New Location

The Division of Higher Education has relocated to the Capitol Mall complex.

2025 Annual Trustees Conference

The 2025 Arkansas Annual Trustees Conference will be hosted by the Arkansas Division of Higher Education (ADHE) on December 4, 2025, at the University of Arkansas - Pulaski Technical College (UAPTC). The event serves as an introduction for new board members and a refresher for long-serving trustees and Board of Visitors members, providing information on their roles, governance, and effective board development. In addition to board members, conference attendees include presidents and chancellors, as well as administrators from state and private institutions.

Institutional Changes

At the end of the calendar year, Dr. Debra West will retire as Chancellor for ASU Mid-South. Dr. West has served as chancellor since 2015.

Agenda Item No. 18
ASU System Overview

President of ASU System, Dr. Brendan Kelly provided an overview of the ASU System. The Arkansas State University (ASU) System is Arkansas's second-largest higher ed system. A public network led by ASU in Jonesboro, including community colleges (ASU-Beebe, ASU-Newport, etc.), Henderson State University, and international campuses (Mexico, Qatar), focused on accessible education, workforce training, research, and economic growth with diverse offerings from certificates to doctorates.

Agenda Item No. 19
Annual Report of Credentials Awarded

I For the second year in a row, Arkansas institutions reported solid gains in both credentials awarded and the number of students receiving those credentials. In academic year 2025, Arkansas higher education institutions reported 56,708 credentials awarded to 45,307 students. This was a 5.7% increase in the number of credentials and 5.3% increase in the number of unduplicated students receiving those credentials. This is the second year in a row statewide numbers reflected gains. Prior to 2024, the number of students receiving credentials remained consistent for the previous five years running just above 40,000. Comparing 2025 to 2016, the number of credentials awarded has increased more than 13,000 and the number of students receiving those credentials has increased more than 7,900.

Agenda Item No. 20
Annual Report on Academic Program Status
Academic Year 2025

Throughout the academic year, ADHE Academic Affairs staff receive documentation from Colleges and Universities requesting a change of status for academic degree programs. Each quarter, these program status change requests are presented to AHECB for approval via Program Proposal and Letters of Notification agenda items.

From July 1, 2024, through June 30, 2025, ADHE Academic Affairs staff completed a total of 355 status change requests. The graph below shows the distribution of these changes in status. As depicted, 107 Additions to create new, active programs were processed, along with 159 Deletions/Phase-Outs and 89 Inactivations/Future Inactivations.

Agenda Item No. 21
Annual Report on Concurrent Education

Under Arkansas Code §6-18-223, a public-school student who is enrolled in an Arkansas public school system and has successfully completed the eighth grade is eligible to enroll in a public two-year or four-year institution of higher education to complete a college course for *high school* and *college credit*. Concurrent enrollment allows students to obtain credit toward a high school diploma at the same time they earn college credit. Concurrent enrollment can be taught on a high school campus, college campus, or by distance/digital technology.

For the last several years, the overall number of students enrolling in high school has increased. The percentage of high school enrollment has increased by 4.93% over the past five years, comparing AY2021 to AY2025.

Dr. Katherine Dudley asked what is being done to increase concurrent credit offerings in Pulaski County. Commissioner Warden said that the LEARNS and ACCESS Act, are both aligned to accelerate learning. ADHE has recently hired

Dr. Leslie McClellon to build out concurrent credit pathways, specifically in Pulaski County.

Agenda Item No. 22
Academic Program Policy Update

Arkansas Code Annotated §6-61-208 charges the Arkansas Higher Education Coordinating Board (AHECB) with the responsibility to request, receive, evaluate, and approve proposals for all new units of instruction, research, and public service, consistent with established role and scope designations, and to approve academic programs and organizational units based on established policies.

The goal of this policy revision was to improve clarity of existing criteria, definitions, and deadlines, create well-defined thresholds for revising existing academic programs, update terminology, and align policy to practice.

RESOLVED, That the Arkansas Higher Education Coordinating Board approves the policy revision for the Policy for the Approval or Revision of Academic Programs and Organizational Units as presented in this agenda item.

FURTHER RESOLVED, That the Arkansas Higher Education Coordinating Board instructs the Commissioner of the Arkansas Division of Higher Education to notify the presidents, chancellors, and chief academic officers of public colleges and universities of this policy.

FURTHER RESOLVED, That the Arkansas Higher Education Coordinating Board repeals the Criteria and Procedures for Establishing New Certificate and Degree Programs and Organizational Units policy adopted on January 30, 2015.

Carolyn Rhinehart moved to approve Agenda Item No. 22. Graycen Bigger seconded the motion and the Board unanimously approved.

Agenda Item No. 23
Annual Status Report for
Sexual Assault Prevention on Campus

Mason Campbell presented the Annual Status Report for Sexual Assault Prevention on Campus. Under Act 563 of 2017, the Higher Education Coordinating Board was directed to develop an action plan to address the prevention of sexual assault. ADHE has collected the annual campus status reports for the 2024–2025 academic year, as required by the legislation.

There were no questions.

Agenda Item No. 24
Unplanned Pregnancy Prevention Annual Report

Mason Campbell presented the Unplanned Pregnancy Prevention Annual Report. Under Act 943 of 2015, the Arkansas Higher Education Coordinating Board (AHECB) was directed to develop an action plan to address unplanned pregnancies on college campuses. In the uncodified portion of the legislation, the high rate of unplanned pregnancy among older teens of college age was addressed and institutions of higher education were called upon to act. ADHE has collected the campus implementation reports for 2024-2025.

There were no questions.

Remarks by Presidents/Chancellors and Guest

The next quarterly meeting will be held on January 23, 2026, at the University of Arkansas at Little Rock, at 9:00 a.m.

With no further comments, the meeting was adjourned at 11:42 a.m.

SUBMITTED BY:

Nichole Abernathy

APPROVED:

Dr. Katherine Dudley, Secretary

REPORT OF NOMINATING COMMITTEE

The Nominating Committee (Lucas Pointer, Dr. Katherine Dudley and Carolyn Rhinehart) will make a recommendation on the slate of Board officers for 2026-27, and the Board will act upon the recommendation.

**APPROVAL OF REIMBURSEMENT OF EXPENSES FOR MEMBERS
OF THE HIGHER EDUCATION COORDINATING BOARD AND
INSTITUTIONAL CERTIFICATION ADVISORY COMMITTEE**

Although members of the Arkansas Higher Education Coordinating Board (AHECB) and its Institutional Certification Advisory Committee (ICAC) by law serve without compensation, they may receive expense reimbursement for performing official board duties after following certain procedures set out by Act 1211 of 1995 (A.C.A. §25-16-901 et seq.).

Prior to the passage of Act 1211 of 1995, members were authorized to receive reimbursement for actual expenses. Act 1211 provided that each state board may, by a majority vote of the total membership of the board cast during its first regularly scheduled meeting of each calendar year, authorize expense reimbursement for each board member for performing official board duties. The act also stated that the expense reimbursement shall not exceed the rate established for state employees by state travel regulations.

Act 250 of 1997 amended Arkansas Code §6-61-201(e), which provided for reimbursement of actual expenses for the Board, and §6-61-302(d), which provided for reimbursement of normal expenses for members of the ICAC, to conform with the 1995 Act. Act 114 of 1997, which created the Arkansas Higher Education Coordinating Board, also states, "(l) Members of the board shall serve without compensation but may receive expense reimbursement in accordance with §25-16-901 et seq."

Because Act 1211 of 1995 (A.C.A. §25-16-901 et seq.) is the sole authority for expense reimbursement, it is necessary for the Coordinating Board to adopt a resolution authorizing expense reimbursement for board members and members of the ICAC. The following resolution is presented for the Coordinating Board's consideration:

RESOLVED, That the Arkansas Higher Education Coordinating Board, by a majority vote of its total membership, authorizes expense reimbursement for each board member and member of the ICAC for performing official board duties.

FURTHER RESOLVED, That the expense reimbursement shall not exceed the rate established for state employees by state travel regulations.

FURTHER RESOLVED, That the Coordinating Board instructs the Director of the Division of Higher Education to send a copy of this resolution to the Department of Finance and Administration to notify that agency of compliance with Act 1211 of 1995.

REPORT OF THE COMMISSIONER

Annual Trustees Conference



The 2025 Arkansas Annual Trustees Conference was hosted by the Arkansas Division of Higher Education (ADHE) on December 4, 2025, at the University of Arkansas - Pulaski Technical College (UAPTC). The event serves as an introduction for new board members and a refresher for long-serving trustees and Board of Visitors members, providing information on their roles, governance, and effective board development. In addition to board members, conference attendees included presidents and chancellors, as well as administrators from state and private institutions.

The conference featured opening remarks from Governor Sarah Huckabee Sanders, Arkansas Department of Education Secretary Jacob Oliva, and ADHE Commissioner Ken Warden.

Keynote speaker Barbara Gellman-Danley, President of the Higher Learning Commission (HLC), presented "Higher Education Accreditation and the Role of HLC". Her presentation covered the history of accreditation, the Program Integrity Triad, and how HLC works with states.

The conference also featured presentations from Thomas Pennington with Arkansas Tech University, and Brad Phelps with ASU System.

Panel discussions were held on Institutional Financial Sustainability and Legislative Landscape featuring representatives from various institutions including ASU System, UALR, UACCM, UA System, ATU and UAF.

Hosted by ADHE, the Trustees Conference assists institutions in providing legislative mandated training for the trustees of public institutions of higher education.

The conference presentations can be found at <https://adhe.edu/about/presentations>.

Natural State Baseball Showcase

The 2025 Natural State Baseball Showcase was a two-day event held on October 10–11, 2025, at Dickey-Stephens Park in North Little Rock, Arkansas. The Arkansas Division of Higher Education (ADHE) co-sponsored the event with the Arkansas Scholarship Lottery.

The showcase was an inaugural initiative designed to spotlight the student-athletes competing at Arkansas's two-year colleges and provide them with exposure to four-year college programs and professional scouts. Nine National Junior College Athletic Association (NJCAA) Division II baseball programs participated, featuring a combined 450 student-athletes.



Arkansas Lithium Innovation Summit



On October 28, Commissioner Warden and Dr. Tina Moore attended the Arkansas Lithium Innovation Summit at the Statehouse Convention Center in Little Rock. Dr. Andy Robinson, President, COO, and Director of Standard Lithium, emphasized the crucial role of education and workforce partnerships in developing the local lithium industry in South Arkansas.

In addition to education and workforce development, key discussions at the second annual Arkansas Lithium Innovation Summit in October 2025 focused on developing a complete domestic supply chain, scalability of direct lithium extraction, national and energy security, investment and infrastructure and cross-sector collaboration.



National Summit on Education

The 2025 ExcelinEd National Summit on Education took place from November 17–19 in New Orleans, Louisiana. Commissioner Warden joined over 1,400 policymakers and advocates to discuss student-centered policy solutions such as school choice, early literacy, and the integration of technology like AI and smartphone policies. The summit featured keynotes and sessions with prominent national leaders that focused on developing and implementing evidence-based strategies at the state level.

NWTI Ammonia Refrigeration Training Facility

Commissioner Warden attended the October 30th Grand opening of the Northwest Technical Institute (NWTI) new Ammonia Refrigeration and Boiler Training Facility in Springdale. The only training facility of its kind for industrial ammonia refrigeration and boilers in the state of Arkansas, and one of only a handful of nationally accredited centers in the country, is designed to provide hands-on, real-world training to help businesses improve safety, enhance efficiency, and maintain compliance with industry regulations. The ADHE supported initiative aims to address the workforce needs in the crucial industrial maintenance and ammonia refrigeration sectors.

ATU Leadership Tech Event

Commissioner Warden spoke at an Arkansas Tech University (ATU) Leadership Tech event for Cohort 7 on November 7, 2025, at the ATU Ozark Campus. Warden's presentation focused on "The Changing Landscape of Higher Education". He emphasized meeting students where they are and increasing their educational attainment to improve employability and earning potential.



University of Arkansas System Update

This informational agenda item consists of an update of the University of Arkansas System campuses.

Agenda Item No. 7
Higher Education Coordinating Board
January 23, 2026

**ANNUAL REPORT ON STUDENT ENROLLMENT AND GRADUATION
INSTITUTIONS CERTIFIED UNDER ARKANSAS CODE ANNOTATED §6-6-301**

An update on the number of Arkansas residents pursuing academic degrees offered by out-of-state or private institutions certified to operate in Arkansas will be presented.

REPORT ON ACADEMIC PROGRAM VIABILITY

The AHECB adopted new program productivity standards in 2010. ADHE staff annually identify existing certificate and degree programs that do not meet AHECB program viability standards. New certificates and associate degrees will be identified for program viability standards after three years; bachelor's degrees and above will be identified after five years:

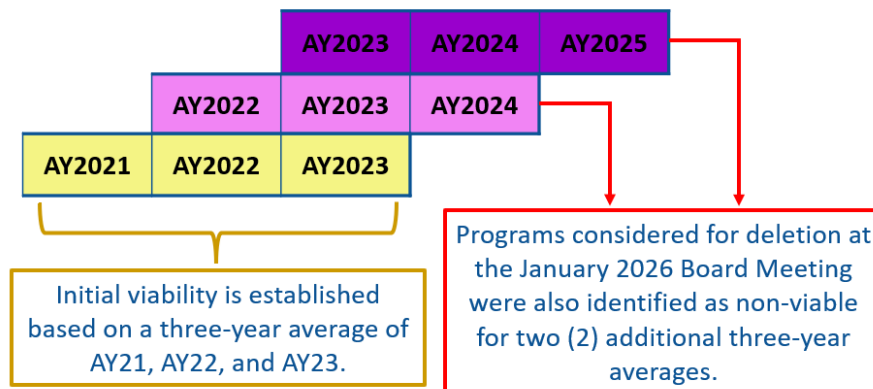
The viability standards, based on a three-year average, are as follows:

- An average of four (4) graduates per year for career and technical education (CTE) certificates and associate degree programs (AAS);
- An average of four (4) graduates per year for bachelor's degrees in science, mathematics, engineering, foreign languages, middle school education, and secondary education programs for licensure in science and mathematics;
- An average of six (6) graduates per year for transfer associate degrees (AA, AS, and AAT) and bachelor's programs;
- An average of four (4) graduates per year for master's, specialist and first-professional programs; and,
- An average of two (2) graduates per year for doctoral programs

Per policy, programs identified as below the viability threshold will have two (2) years to meet the threshold or will be removed from the AHECB approved program inventory. The Board requested ADHE staff return to the April 2023 board meeting with a list of programs that exceed the two (2) additional years after initially being identified as non-viable.

To determine which programs exceeded the two (2) additional years, ADHE staff, utilize a report that includes a total of five (5) years, which would allow for the consideration of three (3) separate three-year averages. The report includes graduation counts, individual program averages, and program cognate averages for AY21 through AY25.

The graphic below illustrates how the academic years are considered for this report:



When applying the viability standards, ADHE staff consider the following as possible justifications for each program identified as not meeting the viability standards upon initial calculation based on AHEIS data. ADHE staff work with each institution to determine appropriateness within policy guidelines. ADHE staff determined the deletion of programs such as this would result in no discernible benefit to the institution or the state. Below are some common justifications to reclassify a non-viable program:

- Programs determined to be essential feeder programs for other programs, such as Bachelor of Science in Physics, which heavily contributes and supports both engineering majors and general education coursework.
- Programs that share all or the majority of faculty and instructional resources with a (viable) department or program. This justification is often paired with cognate programs based on shared coursework.
- Programs that coursework is supported primarily by courses existing in and for other programs. Often, these programs are embedded but have appropriately different CIP Codes and require manual cognate consideration.
- Programs that have specific accreditor requirements, state-wide consortium agreements, and ADHE exemptions.
- Programs that have state-level agreements, which are exempt from viability standards (e.g., Associate of Science in Business, Associate of Science in General Technology, Associate of Arts in Teaching, CJI Criminal Justice programs)
- Programs only offered on-demand and are not supported by full-time faculty or institutional resources. These programs are exclusively at the certificate level.

Programmatic Viability Report Expected Actions

The following bullets provide a summary of the expected actions institutions are required to take as a result of the AY2025 viability process, which all require Letters of Notification (LON):

- 8 programs will be deleted by the institutions.
- 1 program will be moved to inactive status by the institution.
- 1 program will submit a program proposal due to recent Academic Affairs programmatic policy changes.

Regarding the Letters of Notification (LONs) noted above, ADHE Academic Affairs staff will monitor progress made on these institutional commitments.

ANNUAL ENROLLMENT REPORT for Arkansas Higher Education

Fall Term Headcount

The total unduplicated headcount for the fall 2025 term in all sectors of Arkansas higher education, including public 4-year universities, public 2-year colleges, private and independent colleges and universities, two nursing schools, and one technical institute was **160,453** students.

Arkansas higher education reported its highest ever fall term headcount in fall 2011 of 173,887 unduplicated students, likely in response to the recession of 2008. After that, headcount started a ten-year downward trend where the last two years of that ten-year period were impacted by the Covid-19 pandemic. Headcount fell to 145,683 in fall 2021, which is comparable to headcount reported in fall terms of 2007 and 2008. **The fall 2025 statewide headcount of 160,453, finally surpassed the pre-pandemic fall 2019 headcount of 156,064.**

The fall 2025 statewide headcount reported a 3.2% increase over fall 2024 and an almost 9% increase over the fall 2020.

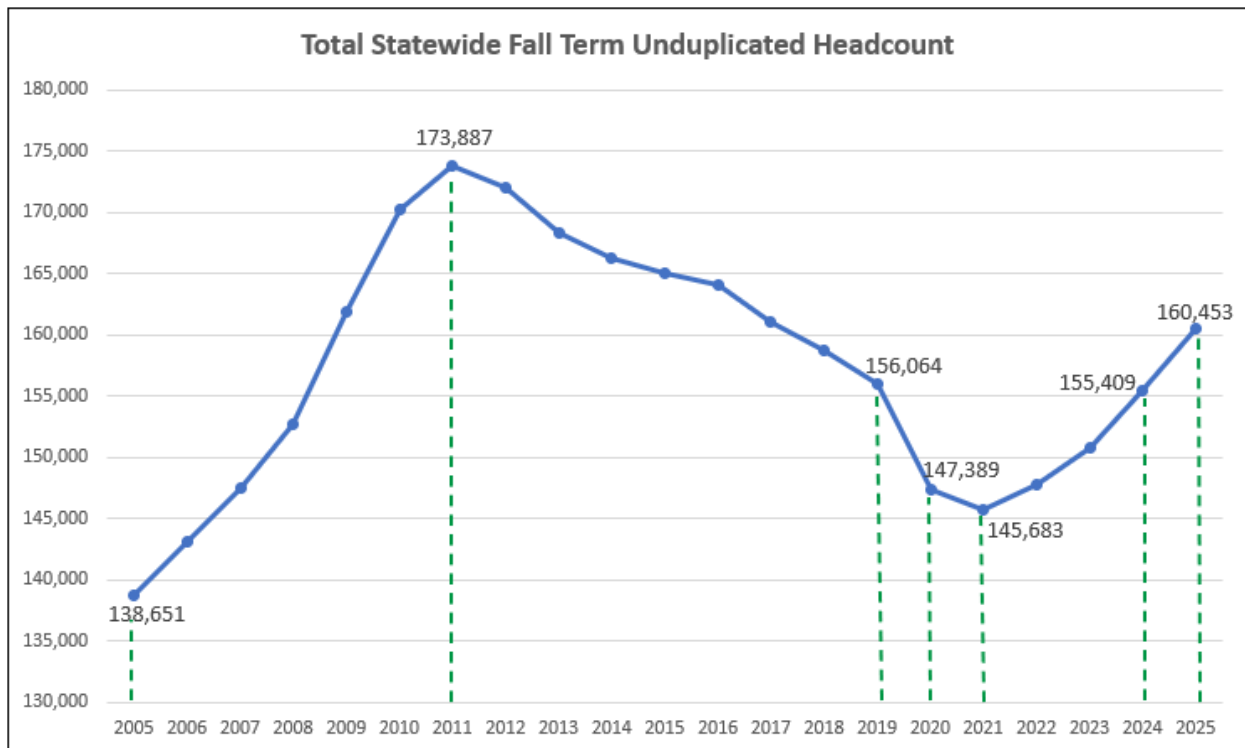


Chart 1.

Note: As of the date of this report, official enrollment data for Philander Smith University was not available and previously reported preliminary data was used in statewide and institutional charts.

The following three graphs represent a twenty-year total fall headcount trend for each sector of Arkansas higher education. The public 4-year universities traditionally enroll 61-62% of the statewide total fall term headcount, while the public 2-year colleges enroll 27-28%, and the private/independent, nursing schools and technical institute enroll between 10-11%. All three sectors experienced increases in headcount for fall 2025.

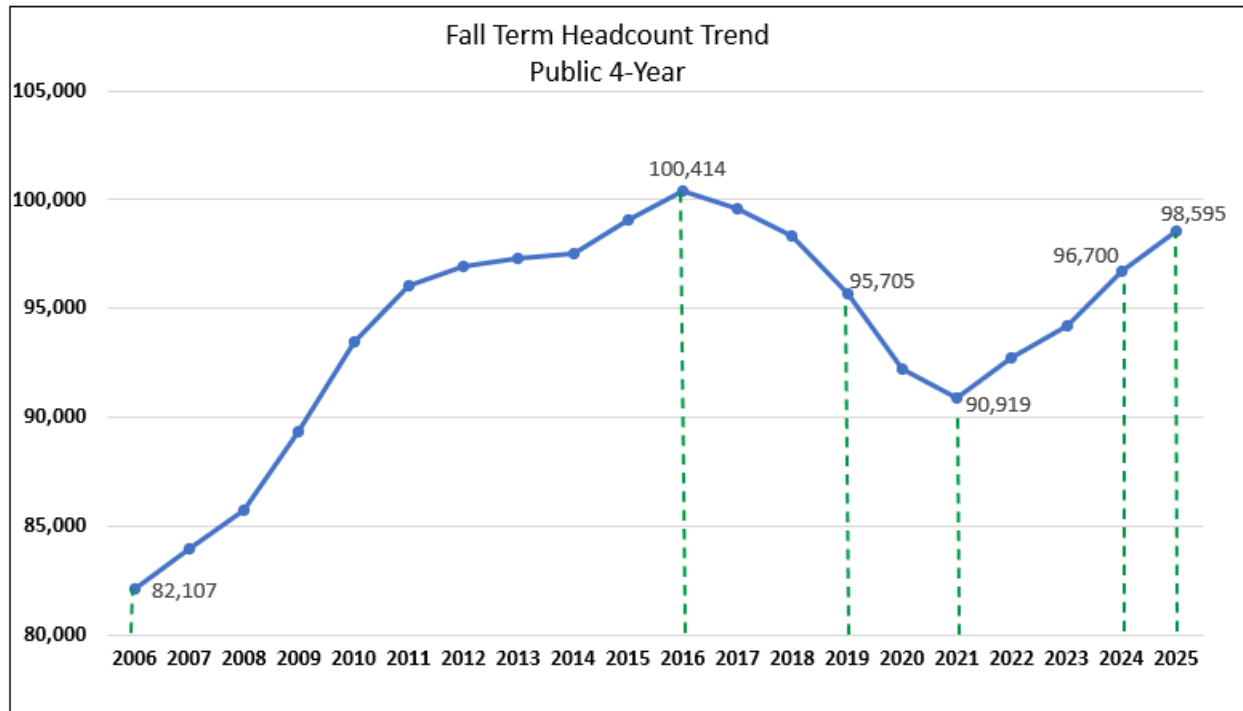


Chart 2. Note: Data labels and green lines identify important data points.

This is the fourth consecutive fall term the public 4-year institutions have shown an increase in headcount. **As highlighted in chart 2 above, the public 4-year institutions surpassed the pre-pandemic fall 2019 headcount of 95,705 in fall 2024 and continued with a solid 2% increase for the fall 2025 term.** This increase in fall term headcount for the public 4-year institutions is due to increases in both high school student and undergraduate student enrollments.

The public 2-year colleges showed a 4.5% increase for fall 2025 reporting 45,533 students, which was just enough to surpass the fall 2019 pre-pandemic headcount of 45,473 as seen in chart 3. This increase in fall 2025 headcount for the public 2-year colleges is due mostly to an increase in high school student enrollment for 18 out of 22 Arkansas 2-year colleges.

Private/independent colleges and universities, including two nursing schools and a technical institute, were not impacted by the Covid-19 pandemic as the public institutions were, as their fall term headcount remained around 16,000 between fall 2019 and fall 2024 as seen in chart 4. Fall 2025 showed a considerable increase in headcount of more than 8% due to several institutions reporting increases including a more than 500 student headcount increase reported by Champion Christian College.

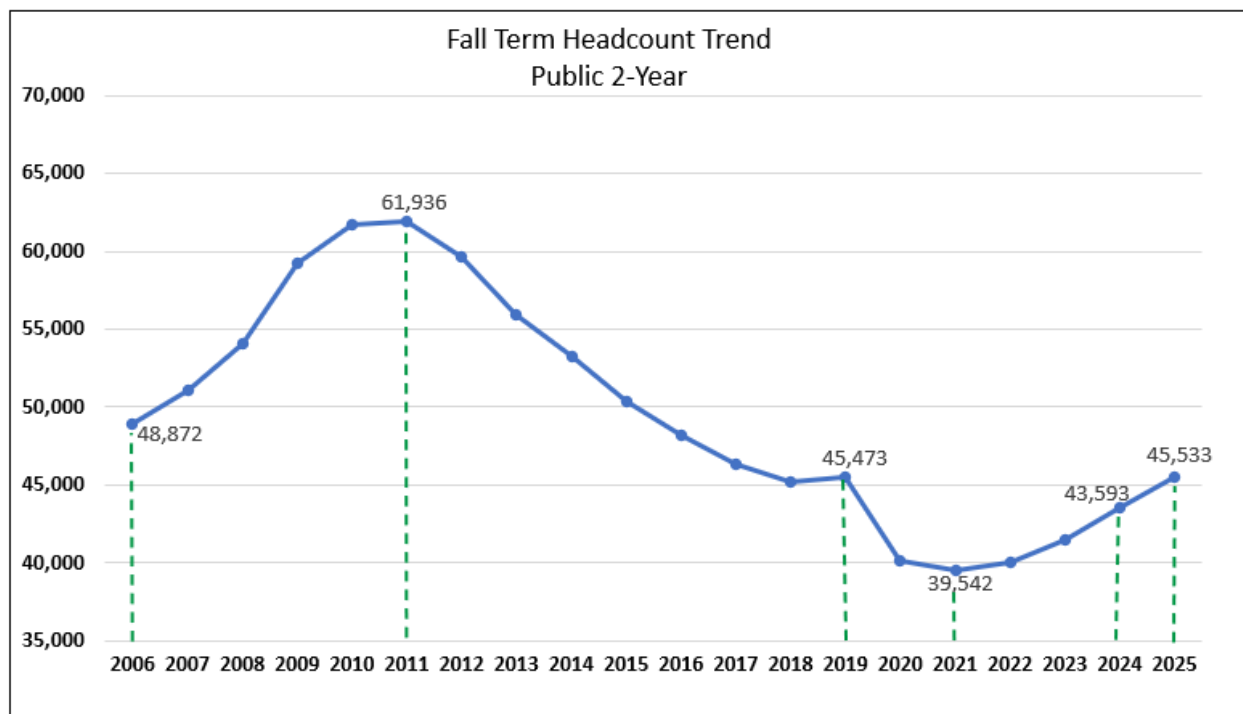


Chart 3.

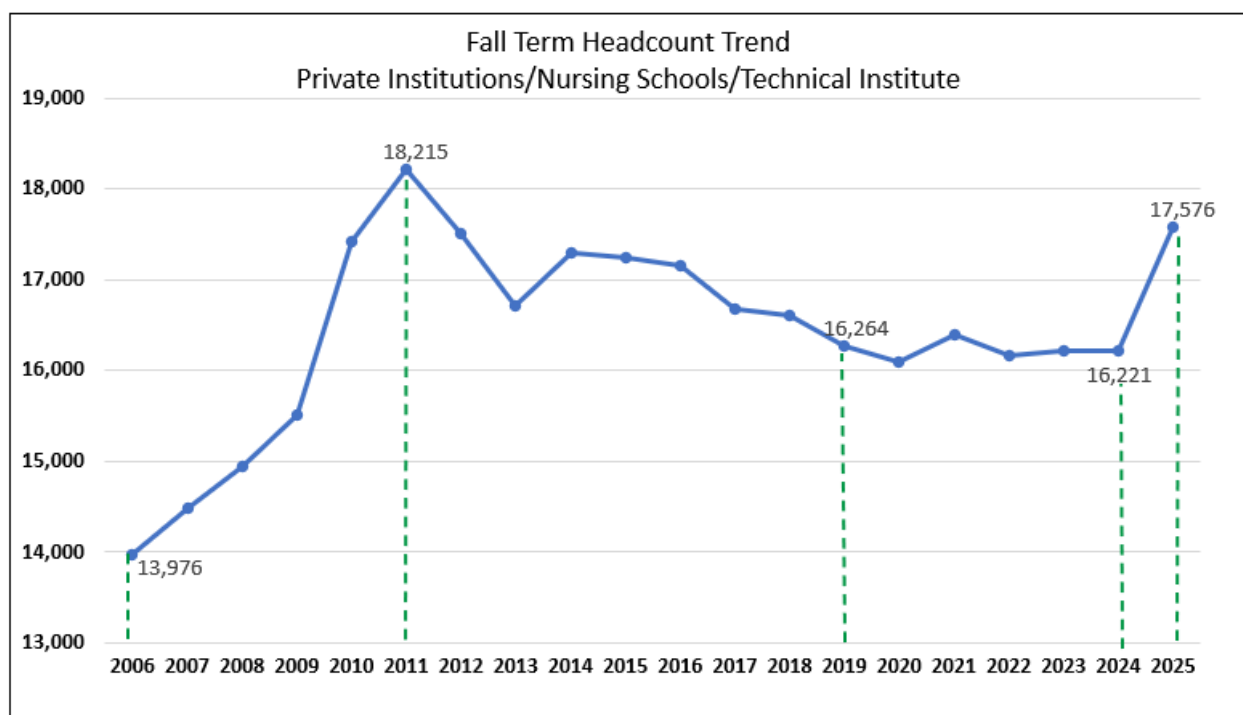


Chart 4.

High School Student Headcount

Statewide high school student headcount for fall 2025 was 24,846, which increased from last year by almost 2,700 students. This is a 12.2% increase. This represents the largest high school student fall term headcount. Dually enrolled students, those taking college courses for college credit only, represent less than 1% of the total high school student enrollment.

The rise in high school student headcount should continue to increase due to the focus the ACCESS law puts on providing high school students with more options and better-informed workforce pathways provided by taking concurrent classes. ACCESS also offers incentives for better scholarship opportunities through receiving diplomas of merit and distinction.

Chart 5 below shows that high school student enrollment did not experience as severe a drop in enrollment during the pandemic as the non-high school population did. A decline in high school enrollment in fall 2020 was followed by five fall terms of continued enrollment growth, which is expected to continue as state education leaders focus on implementing requirements of the ACCESS law.

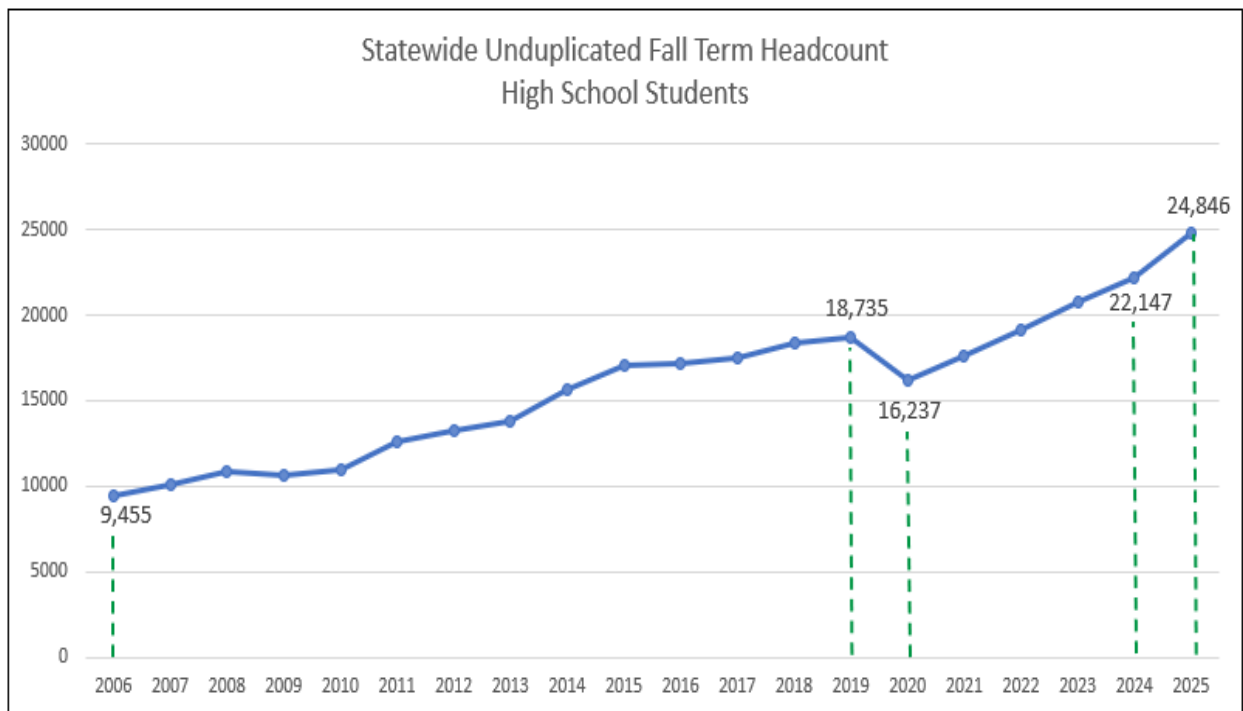


Chart 5.

Statewide undergraduate headcount increased 2.6% to 114,065 as seen below in chart 6. This group of students has yet to surpass the pre-pandemic fall 2019 headcount of 117,815 but has shown solid growth in the past three fall terms, recovering from a low fall term headcount in fall 2022 of 106,635. The largest undergraduate class on record is 142,441 reported in fall 2011.

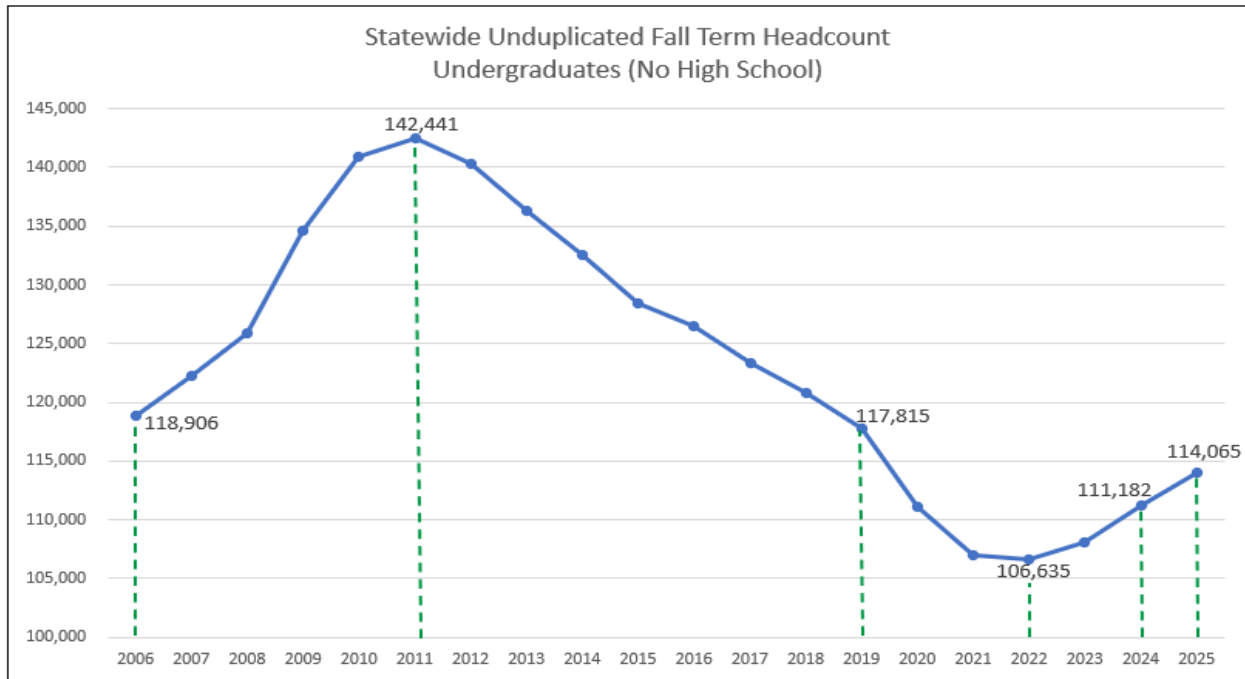


Chart 6.

Statewide graduate headcount declined for fall 2025 by almost 4% as seen in chart 7.

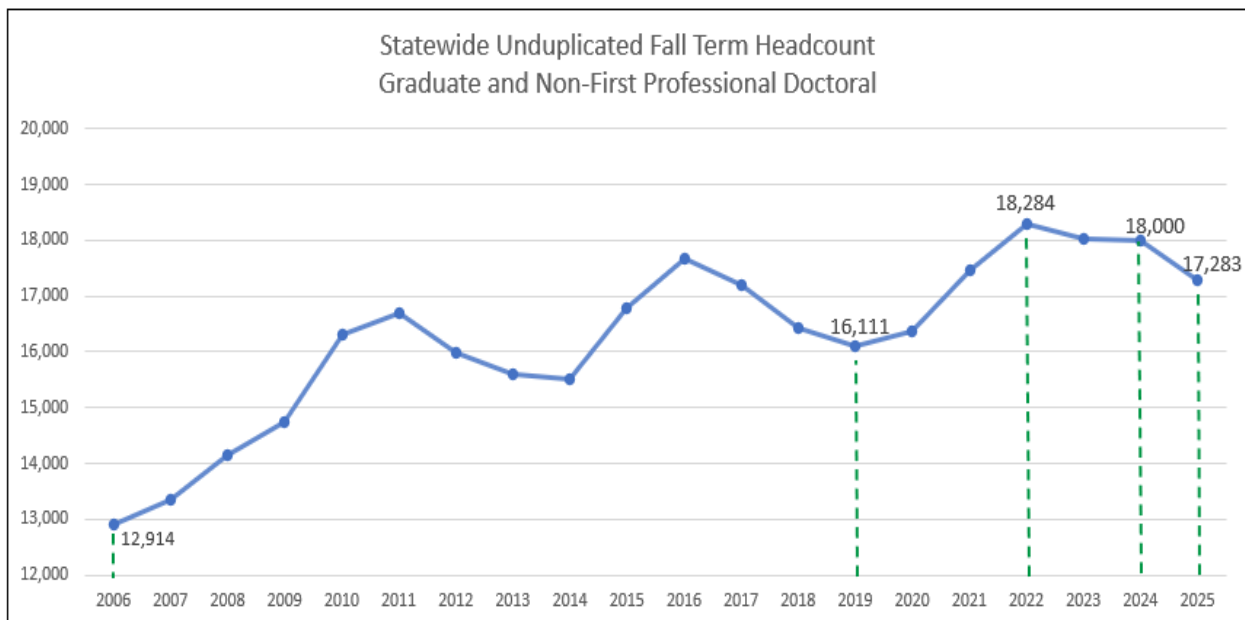


Chart 7.

First-professional headcount has shown gradual growth for the past 20 years. Fall 2025 reported a 4.5% increase over fall 2024. Headcount includes students in law, medicine, pharmacy, advanced nursing programs, and occupational and physical therapies.

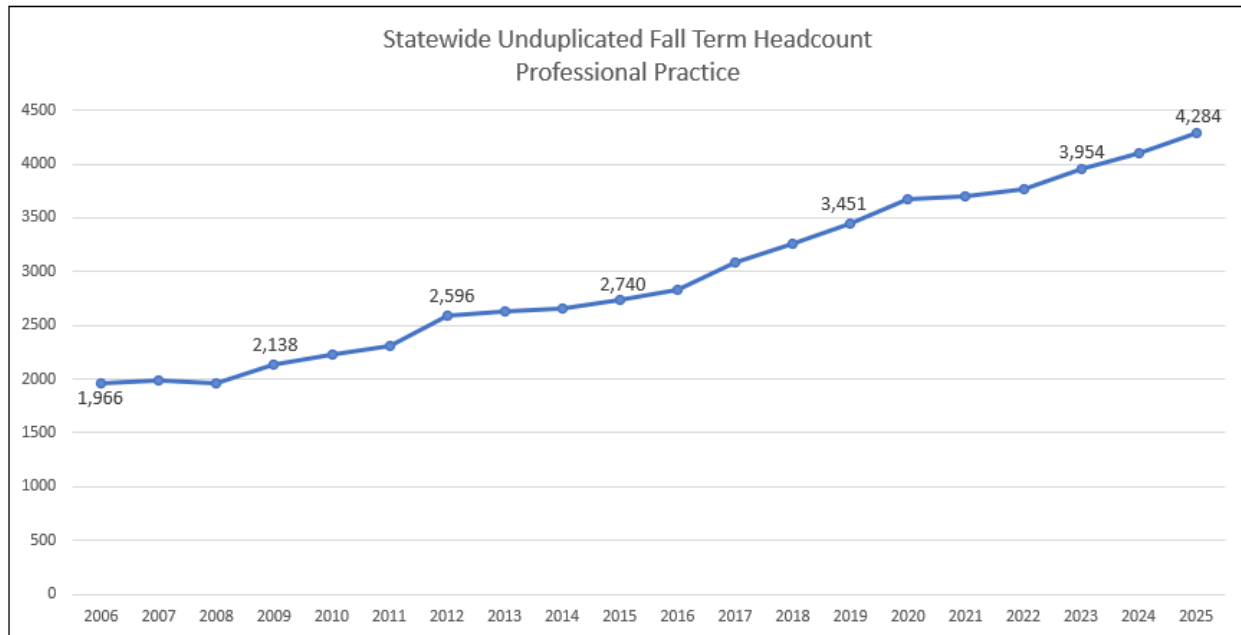


Chart 8.

Public 4-Year Universities Fall Term Headcount Trends

Chart 9 provides a fall term headcount trend for all public 4-year universities going back to fall 2015. Trendlines are provided to assist with data analysis. A **green** diamond represents the highest data point for this eleven-year trend, and the **red** diamond represents the lowest headcount.

Seven 4-year institutions reported an increase in fall term headcount for fall 2025. UAM reported the largest percentage change of 23.4%, increasing headcount by 669 students over fall 2024 and HSU claimed an increase over 9% for fall 2025.

ASU increased headcount by 1,147 students over fall 2024, reporting 16,873 students in fall 2025. This was a 7.3% increase.

Trendlines reflect consistent fall term enrollment growth for several consecutive fall terms for ASU, UAF, and UAMS.

Four 4-year institutions reported a decline in fall term enrollment including an almost 9% decline at SAUM and an almost 4% decline at UAPB for the fall 2025.

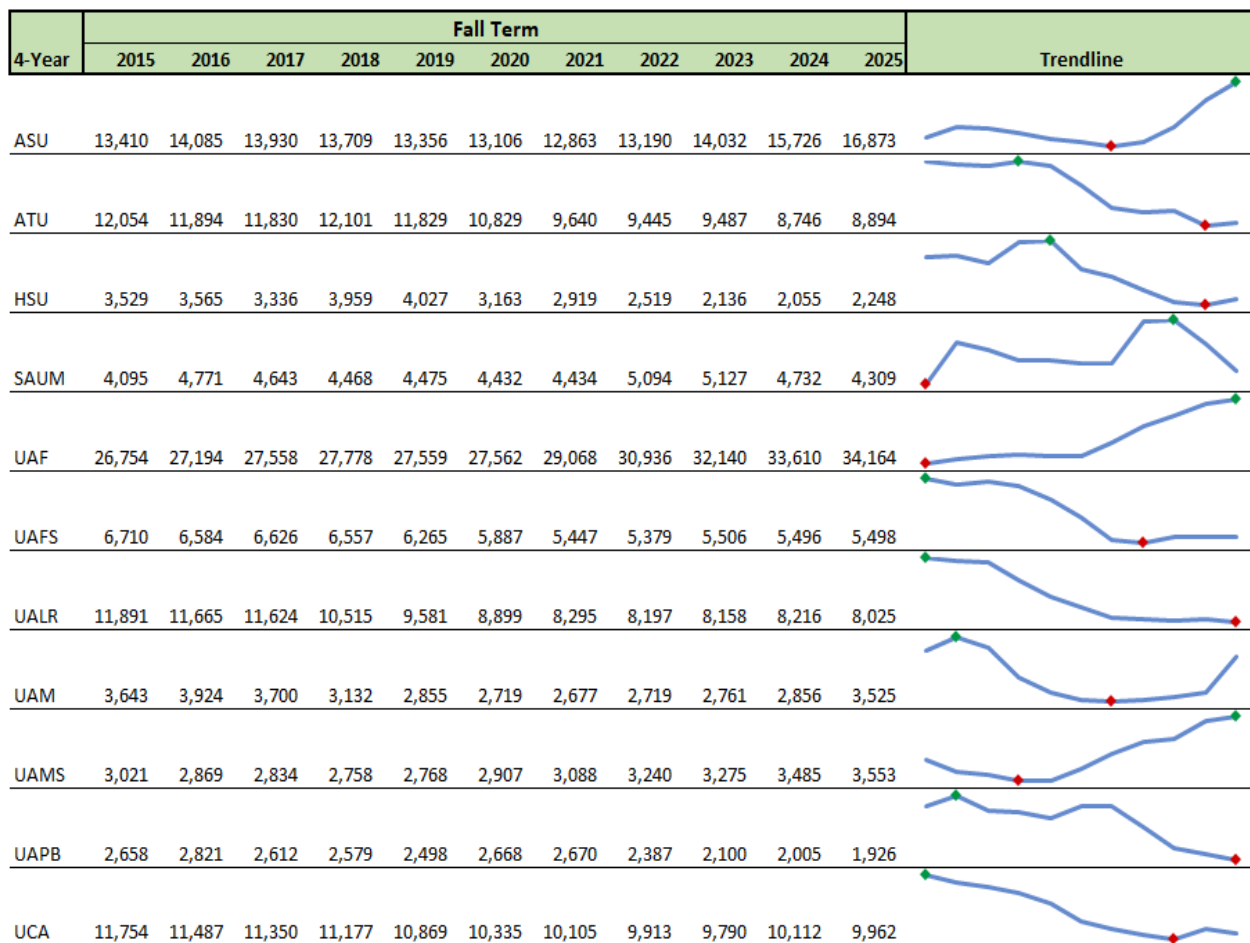


Chart 9.

Public 2-Year College Fall Term Headcount Trends

Charts 10 and 11 provide a fall term headcount trend for all public 2-year colleges going back to fall 2015. Trendlines are provided to assist with data analysis. A **green** diamond represents the highest data point for this eleven-year trend, and the **red** diamond represents the lowest headcount.

Fifteen 2-year colleges reported an increase in fall term headcount for fall 2025. UACCM reported the largest percentage change of 20.2%, increasing headcount by 453 students over fall 2024 and ASUMS claimed an increase over 14% for fall 2025.

UAPTC increased headcount by 355 students over fall 2024, reporting 4,806 students in fall 2025. This was an 8% increase.

Trendlines reflect consistent fall term enrollment growth for several consecutive fall terms for ASUB, ASUN, NAC, OZC, SAC, UACCHT, UACCM, and UAEACC.

Seven 2-year colleges reported a decline in fall term enrollment including a 4.5% decline at BRTC and a 4.1% decline at SAUT for the fall 2025.

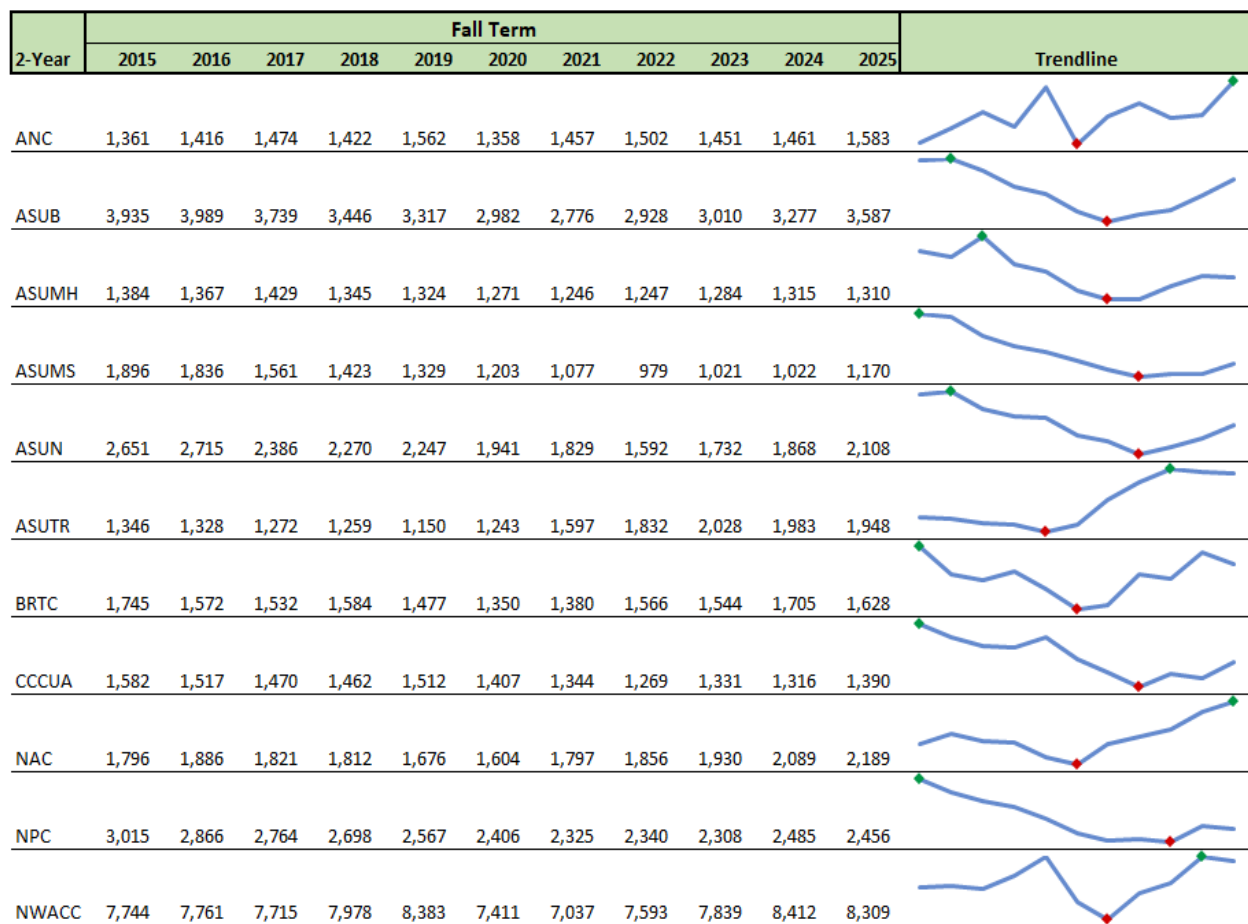


Chart 10.

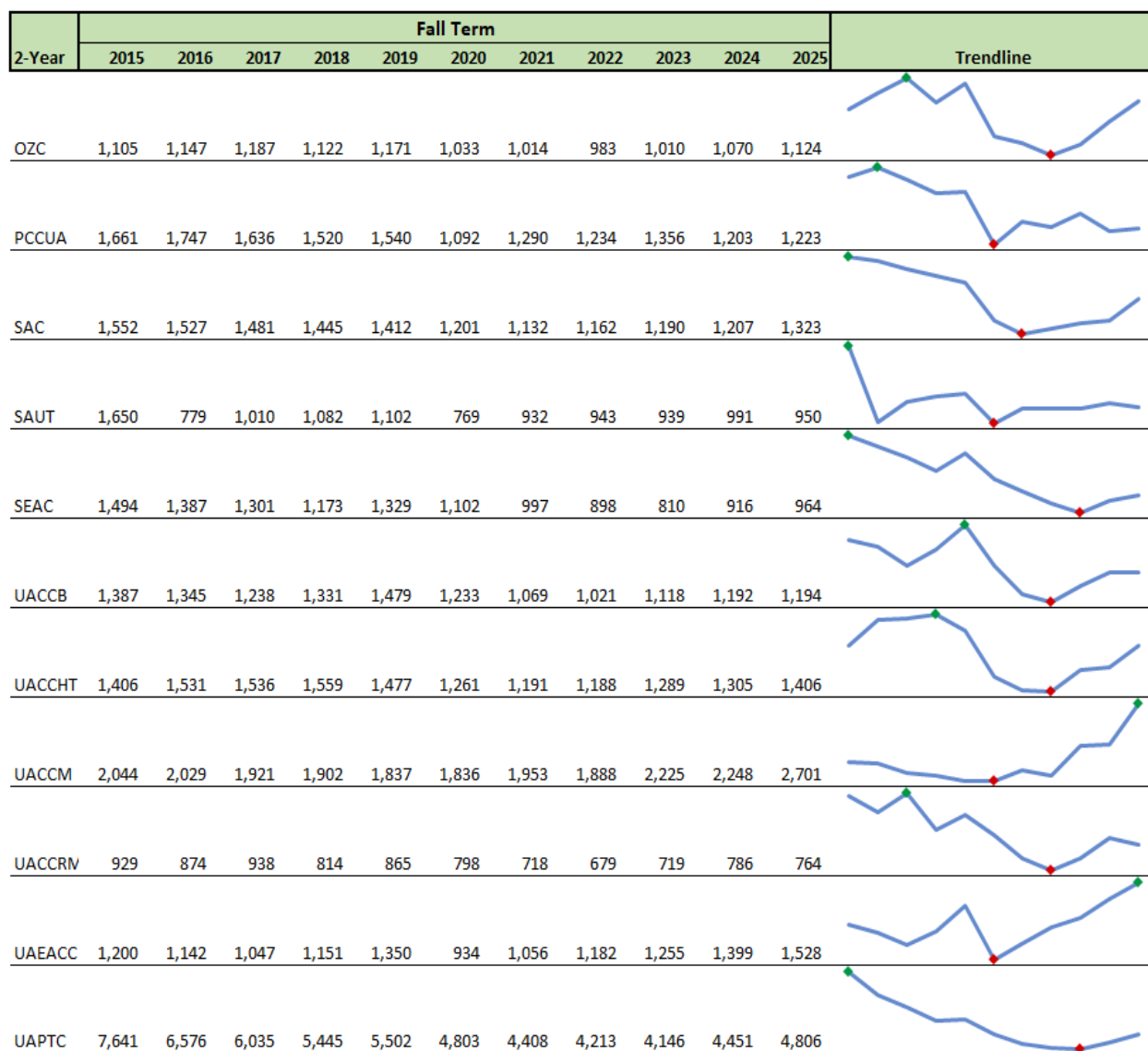


Chart 11.

Private Institutions, Nursing Schools and Technical Institute Fall Term Headcount Trends

Charts 12 and 13 provide a fall term headcount trend for all non-public institutions going back to fall 2015. Trendlines are provided to assist with data analysis. A **green** diamond represents the highest data point for this eleven-year trend, and the **red** diamond represents the lowest headcount.

Nine institutions reported fall 2025 headcount increases more than 10%. Those institutions include ABC, BHCLR, CCC, CRC, JBU, JSN, LC, NWTI, and SC.

Most notable was the more than 500 student increase at Champion Christian College in Hot Springs.

Trendlines reflect consistent fall term enrollment growth for BHCLR, CRC, LC, and OBU.

ACHE, HC, and WBU all reported small declines of 3% or less, except PSU which reported a 16.4% decline in fall 2025 headcount as reported in preliminary numbers.

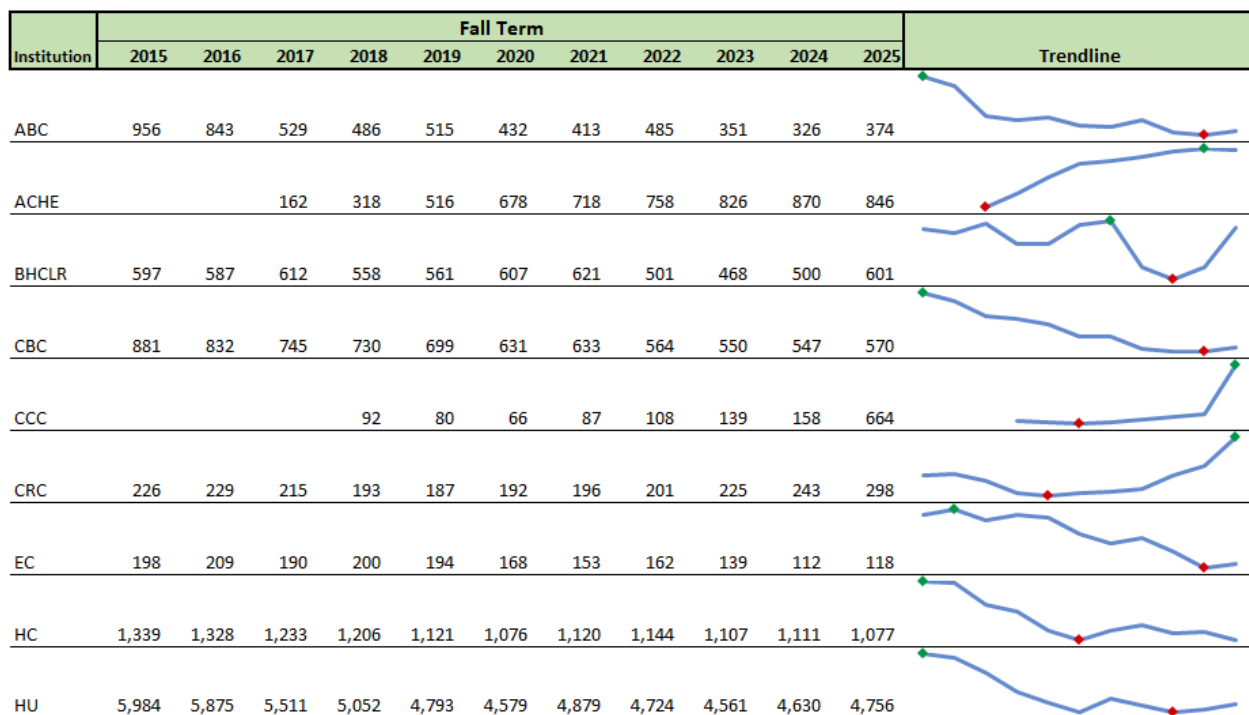


Chart 12.

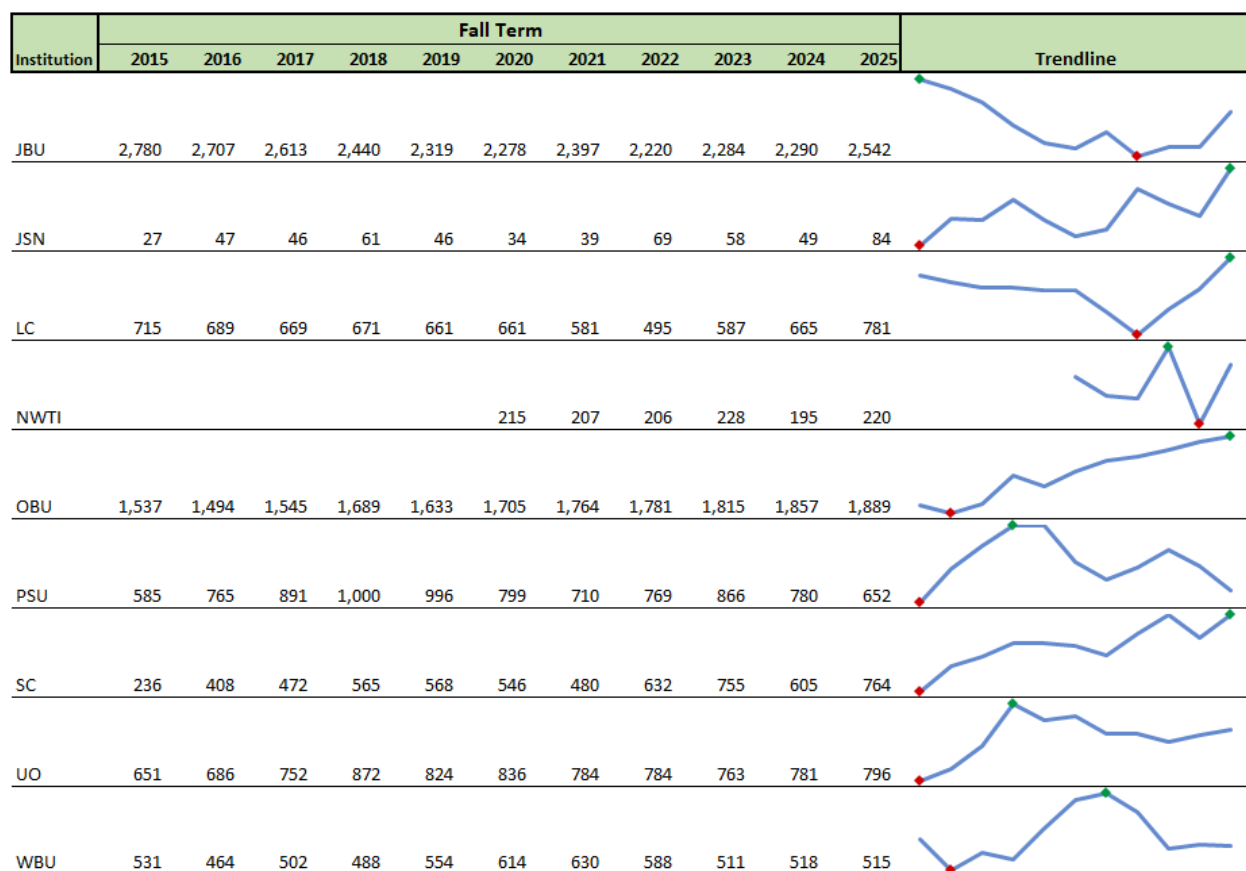


Chart 13.

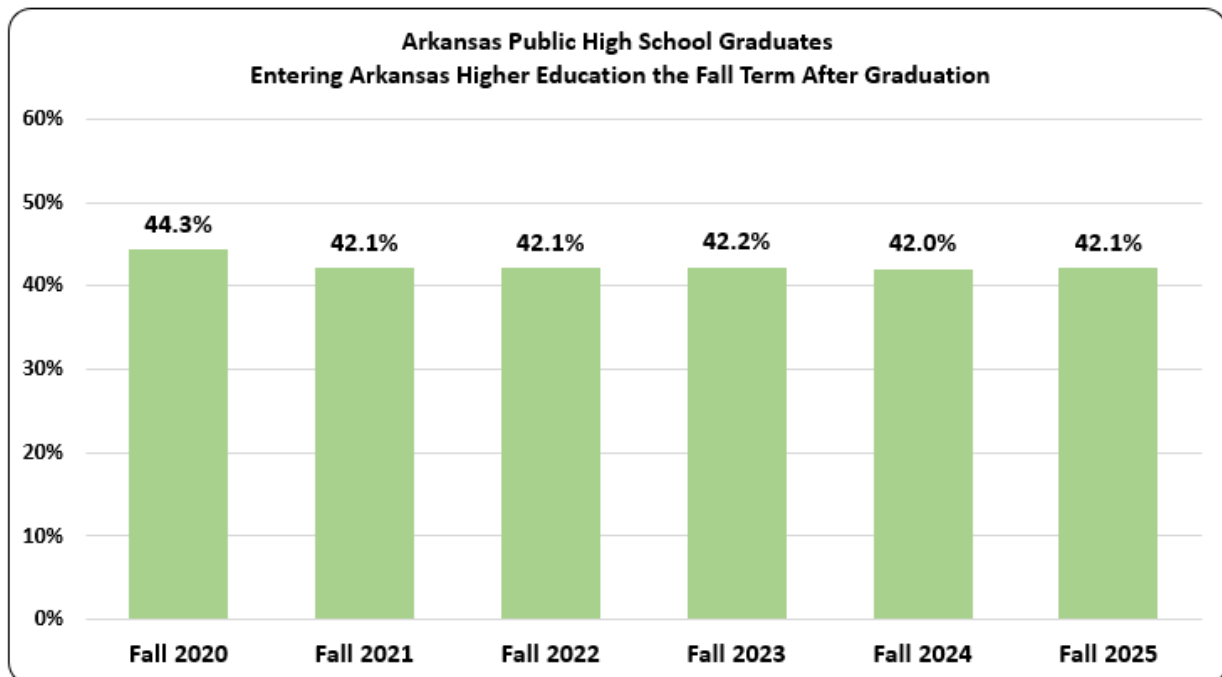
Note: Fall 2025 headcount for Philander Smith University is based on preliminary data.

**ANNUAL REPORT OF
ARKANSAS PUBLIC HIGH SCHOOL GRADUATES
ENROLLING IN ARKANSAS PUBLIC OR PRIVATE
INSTITUTIONS OF HIGHER EDUCATION**

The college-going rate measures the proportion of students enrolling in postsecondary education in the fall semester after finishing high school. The percentage, therefore, reflects the accessibility of higher education as well as students' assessment of the value of attending college when compared to working, entering the military, or following other pursuits.

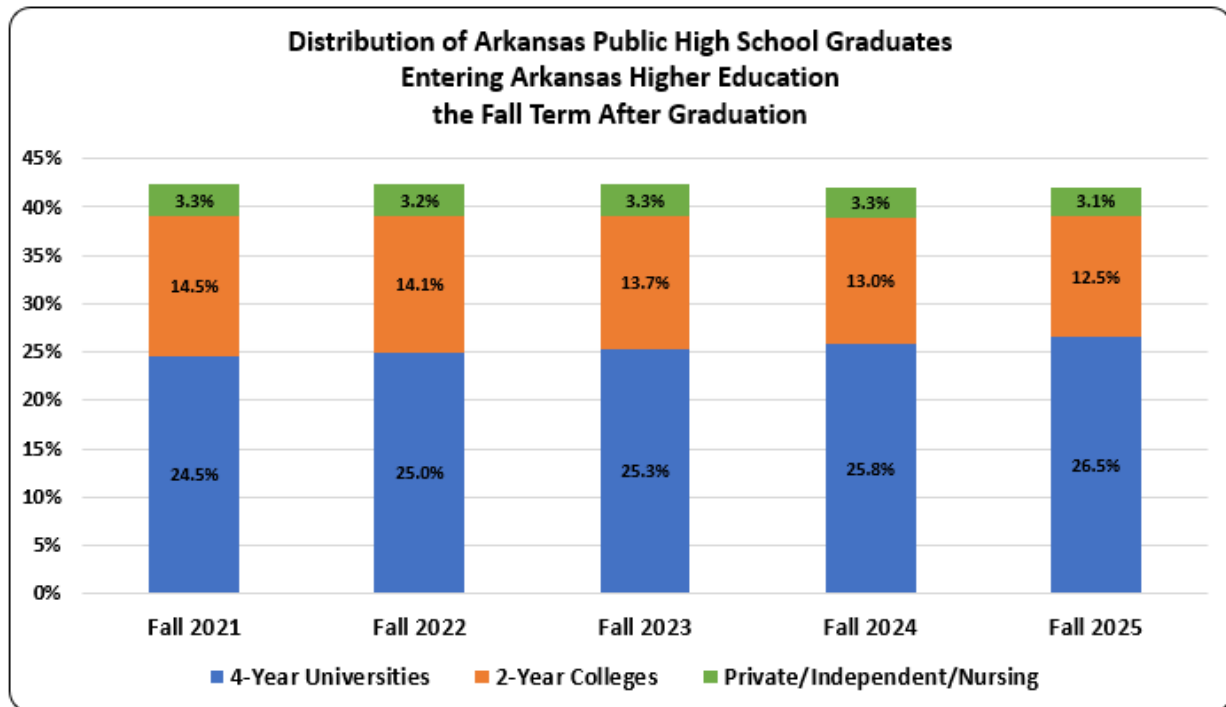
This report is a collaboration between the Division of Elementary and Secondary Education (DESE) and the Division of Higher Education (ADHE) of the Arkansas Department of Education. ADHE received 2025 public high school graduate data from DESE and combined it with fall 2025 data submitted to ADHE from all Arkansas public and private institutions. The College-Going Rate calculations include only students graduating from an Arkansas Public High School or Public Charter High School.

Of the 35,057 public high school students graduating from an Arkansas public high school in 2025, 14,762 enrolled at an Arkansas public or private/independent institution in fall 2025 immediately following their high school graduation. This represents a College-Going Rate of 42.1%, which is consistent with the 42% reported since the fall 2021 term.



The share of students entering college immediately after high school graduation, who enrolled in college at the public 4-year universities grew to 26.5% for fall 2025, which is a slight increase.

The share of enrolled students at the public 2-year colleges declined to 12.5%, while the share of students attending our private/independent institutions also reported a small decline.



The last published update to the NCES Immediate College Enrollment Rate was in May 2024 for the 2022 high school completers. There are differences in the methodologies used by NCES and the methodology used in calculating the Arkansas College-Going Rate.

- The NCES rate is not a calculated rate based on an actual data match, but an estimated rate using several data sources, including a Current Population Survey administered by the Census Bureau.
- NCES includes high school graduates from both public high schools and private high schools.
- It includes GED and other high school equivalency completers.
- It includes students enrolled in any institution and online institution programs.

Figure 1. Immediate college enrollment rate of high school completers, by level of institution: 2012 through 2022



Immediate college enrollment rate is defined as the annual percentage of high school completers who are enrolled in 2- or 4-year institutions in the October immediately following high school completion. High school completers include 16- to 24-year-olds who graduated with a high school diploma as well as those who completed a GED or other high school equivalency credential. Figures are plotted based on unrounded data.

SOURCE: U.S. Department of Commerce, Census Bureau, Current Population Survey (CPS), October Supplement, 2012 through 2022. See *Digest of Education Statistics* 2023, table [302.10](#).

<https://nces.ed.gov/programs/coe/indicator/cpa/immediate-college-enrollment-rate>

Working Toward a More Complete Arkansas Rate

As the value of higher education is in question, it is important that the College-Going Rate reported each year includes all possible data points. The following chart provides a breakdown of how an expanded college-going rate would look. Counts provided in the chart are multi-year averages or educated estimates.

Graduates	Data Matched to	Average Graduate Count	Count Enrolling in College	College Going Rate
Public/Public charter high schools	AHEIS for in-state enrollment	32,900	13,818	42.0%
	National Student Clearinghouse (NSC) for out-of-state enrollment		2,237	6.8%
GED	AHEIS for in-state enrollment	2,800	196	7.0%
Private high schools	AHEIS for in-state enrollment	1,500	855	57.0%
Adding in NSC, GED and Private Graduates		37,200	17,106	46.0%

Note: Counts for the private high schools are an estimate.

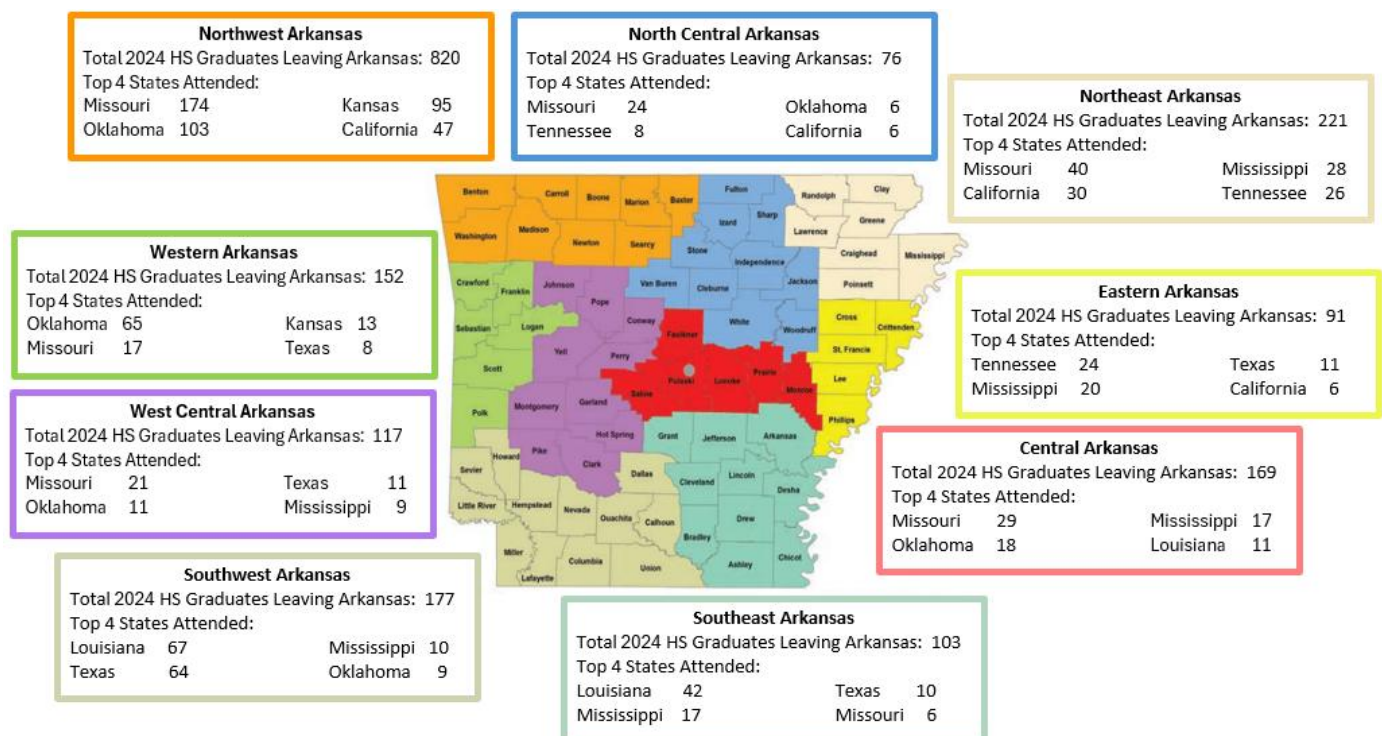
- ADE/AHEIS – Actual data match using Arkansas Department of Education graduates and AHEIS which provides the current College Going Rate.
- National Student Clearinghouse (NSC) – Data match using ADE graduates with the NSC database for out-of-state college attendance.
- GED Recipients – Data match of GED recipients available in the state longitudinal data system with AHEIS.
- Private High School Graduates – An educated estimate using available resources including ADE, NCES, and AHEIS data.

Arkansas students have additional opportunities for continuing their education, which include statewide non-credit/professional skills training offerings by the colleges and universities, out-of-state institutions authorized to operate in Arkansas, and private and career education schools. In the next couple of years, the College-Going Rate may include non-credit/professional skills training due to an expanded data collection which began two years ago.

Additional Information on 2024 Arkansas Public High School Graduates Attending College Outside Arkansas

The following chart outlines the number of students who graduated from an Arkansas public high school in 2024 and attended college in another state. This information is available due to a data match between ADE's Division of Elementary and Secondary Education and the National Student Clearinghouse.

The breakdown is provided by Arkansas workforce region based on the location of the high school. The top four states and the number of students attending institutions in those states are provided below.



AGENDA ITEM NO. 11
HIGHER EDUCATION COORDINATING BOARD
JANUARY 23, 2026

ANNUAL FINANCIAL CONDITION REPORT

JANUARY 2026



A REPORT TO
THE ARKANSAS HIGHER EDUCATION
COORDINATING BOARD

TABLE OF CONTENTS

Introduction.....	3
Productivity-Based Funding	3
Revenue versus Cost in Higher Education.....	6
Funds per FTE Student from All Sources	8
The Reason for the Volume of Construction	11
Arkansas Faculty Salaries	13
Why Research Is Important	15
Tuition and Fees.....	16
Operating Margins	18
Fund Balances	19
Institutional Scholarship Expenditures	21
Educational and General Facilities	22
Auxiliaries.....	23
Athletics	28
RECOMMENDATIONS.....	34
Appendices.....	35
Appendix A: Operating Margins and Fund Balances	36
Appendix B: Net Tuition and Fee Income	43
Appendix C: Expenditures per FTE by Function	48
Appendix D: Scholarships	55
Appendix E: Enrollment Trend.....	59
Appendix F: IHE % of State Revenue	62
Appendix G: Facilities Condition Index Summary (FCIS)	64
Appendix H: Bonds and Loans Approved by AHECB 2007-2025	66
Appendix I: Fiscal Transparency Report	77

The Financial Condition of Arkansas Institutions of Higher Education

Introduction

The purpose of this report is to describe the financial condition as well as the challenges experienced by Arkansas's Public Institutions of Higher Education. These challenges have been brought on by a number of competing, and often conflicting demands: fluctuations in enrollments; lagging or declining state support; pressure to hold tuition down; and underprepared students.

This financial conditions report will address several topics including productivity-based funding, revenues versus costs in higher education, funds per full-time equivalent (FTE) student, the volume of construction on campuses, a comparison of Arkansas faculty salaries to other Southern Regional Education Board (SREB) states and various charts and graphs on tuition and fees by institution, expenditures by function, fund balances, operating margins, athletic incomes and expenditures, scholarship expenditures and measures of performance. It will also include some recommendations for future financial policies of the Arkansas Higher Education Coordinating Board.

Productivity-Based Funding

Arkansas has historically funded higher education loosely based on enrollment-based formulas, with a performance component introduced in 2011 which penalized institutions that did not meet predetermined performance measures. Most research around state funding formulas suggest that both approaches can be problematic. Additionally, funding had fallen short of the amounts recommended by the formulas due to limitations on the state's budget. As a result, only a small number of institutions had received the full amount recommended by the formula.

A fully outcomes-based model was proposed in the Closing the Gap 2020: A Master Plan for Arkansas Higher Education to address these concerns. Substantial efforts to adopt such a model began through an established Institutional Funding work group. The group held an initial meeting in October 2015 and continued to work since that time to develop the model. The

Arkansas Higher Education Coordinating Board (AHECB) adopted a framework for the outcomes-based model at its meeting on July 29, 2016 and the new funding policy was enacted with the passage of Act 148 of 2017.

Act 148 of 2017 repealed the needs-based and outcome-centered funding formulas that were created by Act 1203 of 2011. This act directed the AHECB to adopt policies developed by the Department of Higher Education necessary to implement a productivity-based funding model for state supported institutions.

Productivity-based funding is a mechanism to align institutional funding with statewide priorities for higher education by incentivizing progress toward statewide goals. At the same time, such models encourage accountability to students and policymakers by focusing on the success of students through the achievement of their educational goals. The new funding model is built around a set of shared principles developed by institutions and aligned with goals and objectives for post-secondary attainment in our state.

The productivity measures consist of four categories: (1) Effectiveness; (2) Affordability; (3) Adjustments; and (4) Efficiency. Each of these categories contain certain metrics. Effectiveness (Credentials, Progression, Transfer Success, Gateway Course Success) makes up eighty percent (80%) of the formula. Affordability (Time to Degree, Credits at Completion) makes up twenty percent (20%). Adjustments are applied for Research (4-year only) and Diseconomies of Scale (2-year only). Efficiency (Core Expense Ratio, Faculty to Administrator Salary Ratio) applies a plus/minus two percent (2%) change to the formula. Other future technical modifications, such as an addition of an inflationary index and refining of existing metrics will be considered when necessary. ADHE is also researching the ability to add a Return on Investment metric to these measures to assess the earnings benefit of a credential when compared to potential earnings without one.

In the formula, institutions receive points based on the requirements of each metric. Points are totaled and applied according to the weight of the metric. Once the points for the Effectiveness and Affordability measures are totaled, the Adjustments are applied to the points accordingly. Finally, the Efficiency measure is applied against the adjusted total. This final total of points

becomes the institution's Productivity Index. That Productivity Index is compared to the prior year's index for that institution. For example, in 2025 the Productivity Index uses data averages from the Baseline subset of AY2019, AY2020, and AY2021 and compares it to the 3-year average from the Comparative subset of AY2020, AY2021, and AY2022. The difference in the Baseline Index and the Comparative Index is the Change in Productivity Index. This percent change determines the distribution of funding.

The AHECB limits the funding recommendation generated by the productivity-based funding model to no more than a 2% growth over the prior year's Revenue Stabilization Act (RSA) general revenue funding amount for four- and two-year institutions. The total RSA general revenue recommendation for each four- and two-year institution includes any new state funding recommendation and reallocated funding recommendation. If an institution's funding recommendation is greater than a 2% increase over its existing RSA general revenue funding, the Board will recommend that the amount of funding recommendation up to 2% based on the graduated scale be added to an institutions existing RSA general revenue and any funding recommendation in excess be one-time incentive funding for that institution. The AHECB recommends redistribution of one-time incentive funding in the following year based on productivity index changes.

Within each four- and two-year institution group, RSA general revenue funding is recommended for reallocation from institutions with productivity index declines to institutions with productivity index increases. Reallocation of RSA general revenue funding to institutions with productivity increases is calculated as a percentage of the contribution to the overall four- or two-year institution productivity index increases. Reallocation for institutions with productivity index declines is based on their percentage of productivity index decline. Recommended reallocation of funding is capped at up to 2% of an institution's RSA general revenue funding.

In the near future, changes will be made to this formula to incorporate a measure based on the return on investment programs that each institution provide to its students.

Revenue versus Cost in Higher Education

Every organization – whether it is for-profit, nonprofit or government – faces the same financial imperative: It must cover its financial outflows (costs or expenditures) with financial inflows (revenues). Although deficits can occur, they cannot be maintained forever. The one exception to this rule may be the federal government, which has the power to tax and print currency – even these actions have political limits. “Every other type of organization must choose a cash-flow strategy that ensures that revenues will at least cover its expenditures and debt service.” – *Robert E. Martin, “Revenue-to-Cost Spiral in Higher Education”*

Colleges and universities represent a specific type of nongovernment cash-flow strategy. Higher education is composed of state-supported colleges and universities, private nonprofit schools, and a number of for-profit schools. State-supported schools are the largest component. While they are part of state governments, they are very similar to private higher education in terms of their cash-flow management challenges, governance structures, role of third-party payers and the services they provide.

The foregoing was presented to establish that colleges and universities, whether state-supported or private non-profit institutions, must make certain that their revenues cover their expenditures and debt service, which presents unique challenges for state-supported colleges and universities. Unlike businesses which see their sales and profits decline during an economic downturn, state-supported colleges and universities may experience enrollment increases due to layoffs and unemployment, thereby increasing cost to educate additional students; along with state revenue decline causing a reduction, thereby creating the need to increase tuition and fees to cover the lost state support.

This demand for services experienced by colleges and universities during an economic downturn is the inverse of the lack of demand for services from for-profit businesses. While businesses are laying off employees, colleges and universities are forced to hire new faculty and support staff (admissions staff, financial aid staff, etc.) to meet the demands of new enrollment. As businesses are cutting expenses, state-supported colleges and universities must increase expenditures if they are to provide services to the larger student body. For example, if state

support makes up 50 percent of the funding for higher education and tuition and fees make up the other 50 percent, and no new state dollars are received for higher education, then any cost of living increases or inflation must be balanced by reducing costs/services or by increasing tuition and fees. If inflation increases by 3 percent, costs/services must be cut by 3 percent or tuition and fees must increase 6 percent.

Often, the response is to encourage institutions to seek private funds to replace lost state support. However, many times private donors are unwilling to give to support the ordinary operating expenses associated with educating the students (unrestricted educational and general funds) because they consider those things the responsibility of the state and there is no notoriety or recognition associated with donations for operating expenses. Donors are willing to give to a building fund (ex. to be able to name the building or a room) and to sponsor a specific type of research program that has the potential of benefitting their business, or them personally, but such funds are considered restricted funds since their use is designated by the donor. These funds provide no relief for the overburdened unrestricted educational and general needs of the institution.

Successive economic downturns such as that experienced after Sept. 11, 2001, and during the Great Recession have been devastating for Arkansas higher education, in that institutions are spending less per student from all sources of revenue. During that same time period the enrollment growth in Arkansas has been one of the highest in the SREB and in the nation. The Delta Cost Study summed it up this way – students are paying more and getting less. Higher education is losing the battle with the combination of more students, less state funding and tuition rates that exceed inflation. Several recent studies show that the institutions are actually spending less per student than they did 10 or 20 years ago in constant dollars, which makes the idea of cutting expenditures less than plausible.

The cost cutting that has occurred has been in the form of using adjunct faculty to replace full-time faculty and the postponement of maintenance of facilities. The shift towards adjunct faculty may cause unintended consequences. Research has shown that an increase in adjunct faculty has negatively impacted graduation and retention rates. More specifically, the impact can be seen on first- to second-year retention because adjuncts are more likely to teach introductory courses.

Many of these negative outcomes are caused by lack of professional development for adjunct faculty, adjunct faculty are not paid for office hours which results in students receiving less out of the classroom support, and typically institutional policies are created around full-time faculty. Another undesirable action is to forego the maintenance of facilities allowing for huge deferred maintenance accumulations that represent a high percentage of the replacement value of the facilities. These things are not only true for Arkansas; they are true nationally as well. Impacts of declining state funds on Arkansas Higher Education include:

- Tuition and fee increases
- Reduced access
- No progress on equity funding issues
- Outdated instructional equipment
- Reduced ability to attract external funding
- Inability to recruit and retain faculty/staff
- Further deterioration of facilities
- Worst case scenarios: enrollment caps, loss of accreditation, no new programs, lost jobs
- Program eliminations and reduction in public service.

As the economic recovery has strengthened, enrollments have declined (particularly at community colleges), as jobs have been created and individuals have gone back to work. Though state revenues have recovered, colleges and universities have not seen reinvestment in their funding due to competing demands from K-12, health care and other priorities.

Funds per FTE Student from All Sources

Table 88 of the **SREB Factbook on Higher Education** published in September 2024 shows that the total funds available per FTE student in Arkansas's universities increased by 14.49 percent in the five-year period from 2016-17 to 2021-22. Virginia experienced the greatest gain in funding available per FTE student, a 28.05 percent increase, with Florida and Oklahoma not reporting data for 2021-22. For 2021-22, Arkansas's universities ranked sixth (6th) in state funding and eighth (8th) in tuition and fee revenues per FTE student in the SREB region.

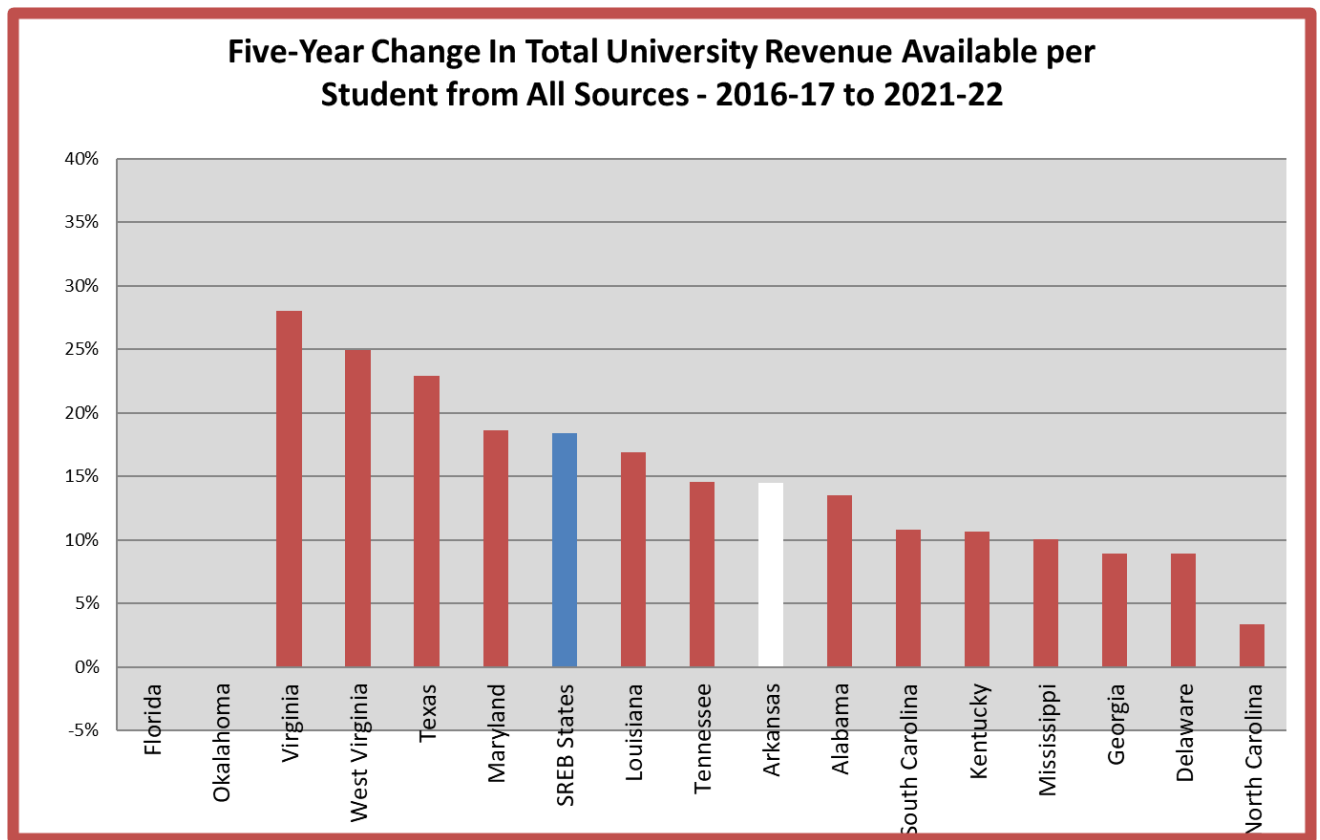
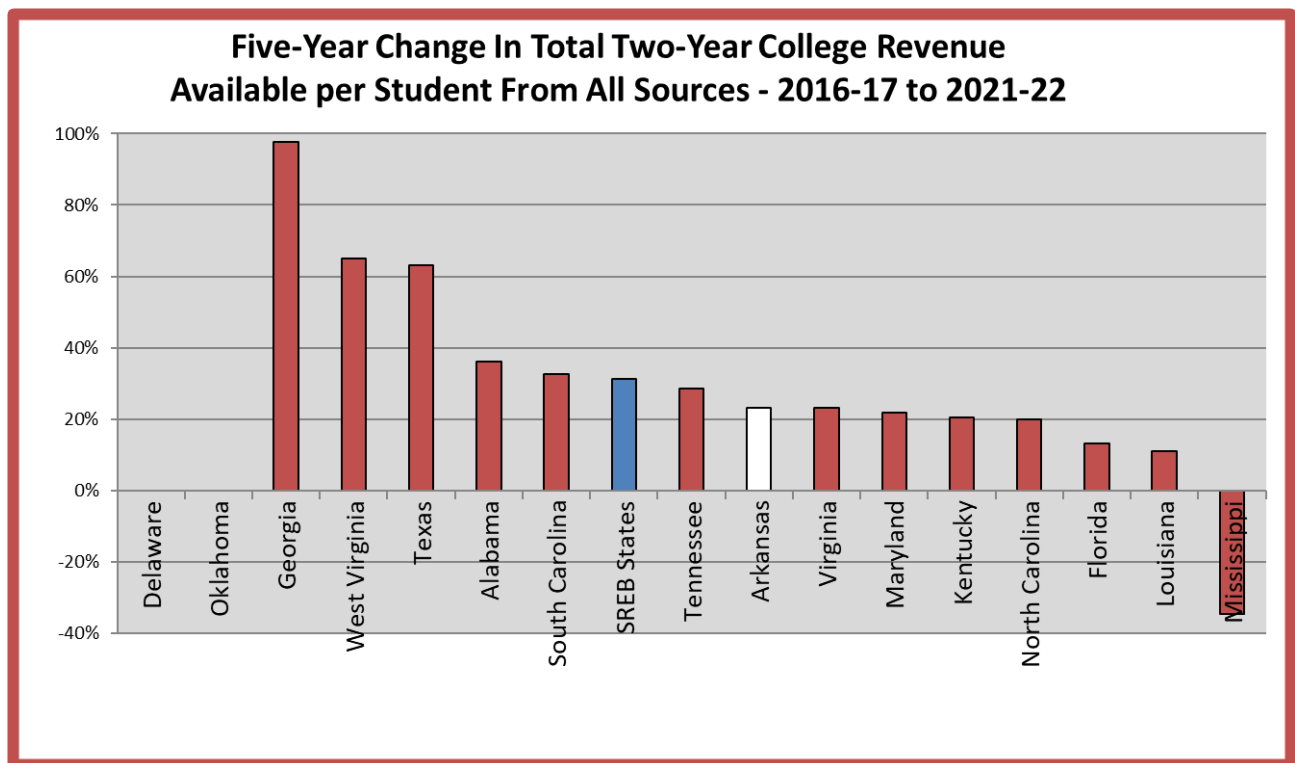
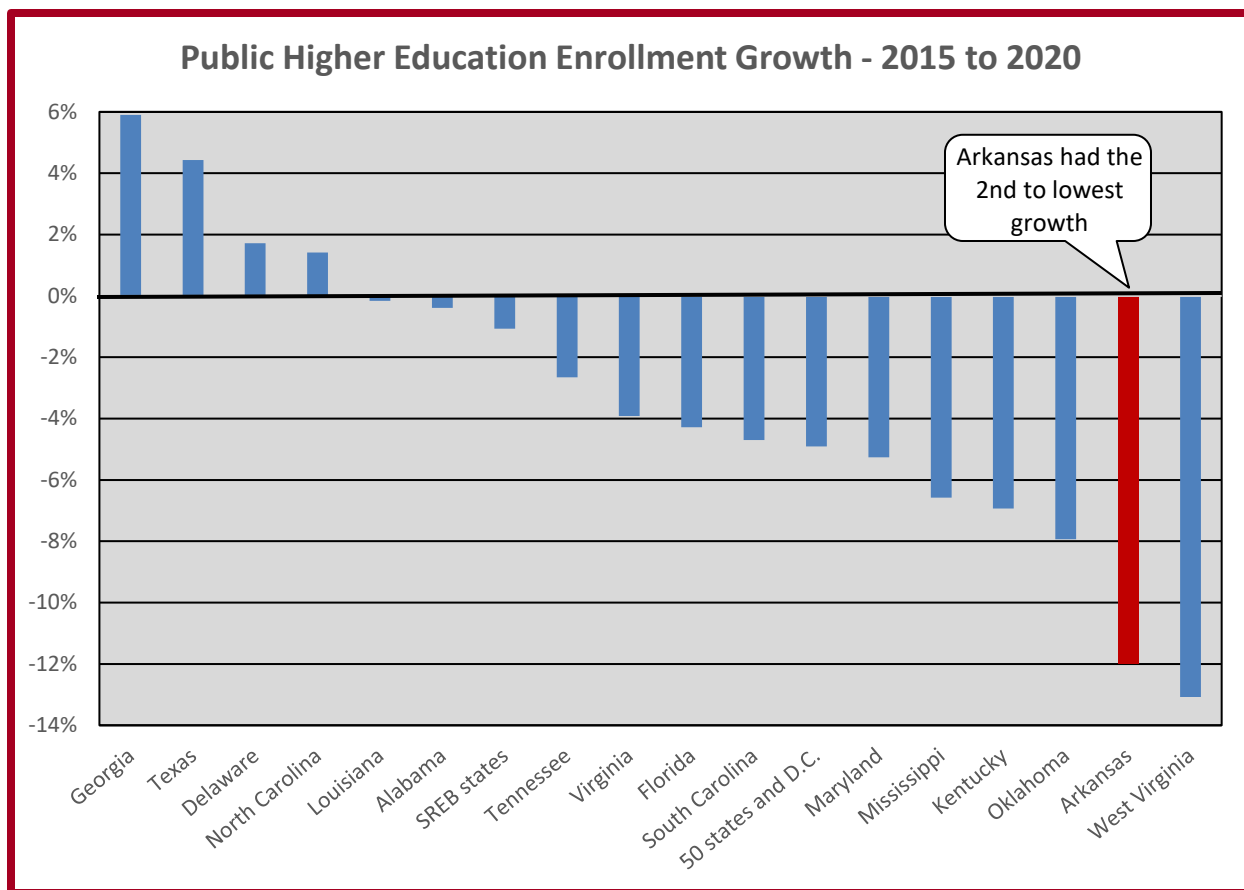


Table 89 of the **SREB Factbook on Higher Education** contains the comparable data for Two-Year Colleges. Arkansas's two-year schools funds per FTE student increased approximately 24 percent over the same five year period. Mississippi experienced a 35 percent decrease, while Georgia the greatest gain in funding available per FTE student with a 97.8 percent increase, with Delaware not reporting data for 2016-17 and Oklahoma not reporting data for 2021-22. For 2021-22, Arkansas's two-year colleges ranked second (2nd) in state funding and tenth (10th) in tuition and fee revenues per FTE student in the SREB region.



From 2015 to 2020 the enrollment growth (Table 21 of the **SREB Factbook on Higher Education**) in Arkansas Public Higher Education was the second lowest in percentage growth rate at -11.99 percent. The average growth rate in the SREB states was -1.07 percent and the national average growth rate was -4.9 percent. Only four states produced positive growth over the five-year time period.



The Reason for the Volume of Construction on University and College Campuses in Arkansas

Arkansas universities are making a concerted effort to be good stewards of the facilities that the state and private donors have funded. These facilities require continued maintenance and renovations throughout their existence. Today, over 50 percent of the university facilities are more than 30 years old. After a facility has reached the 30-year mark, most of the life expectancy of the building systems has elapsed. The average Facilities Condition Index (FCI) for 2025 for Arkansas's educational and general facilities is just over 50 percent, meaning more than 50 percent of the life expectancy of the average facility has passed. The national literature states that when the FCI for a campus exceeds 15 percent it should raise a red flag that signals that the facility's maintenance needs improvement and a dedicated source of funding.

In response to the huge accumulated deferred maintenance, universities are renovating many older facilities whose FCI is higher than 50 percent. The choice between renovating a facility and replacing it is based upon the relative cost of the two options.

Why is all this renovation and new construction necessary? Today's students are coming to the universities to learn that their high schools had better and more modern labs and equipment than the universities. Many universities' laboratory facilities have been seriously outdated for many years and were not or could not be brought into compliance with Environmental Protection Agency (EPA) regulations. Students come to a university expecting to receive instruction on the latest technology available but are finding labs with outdated equipment and technology.

If universities are to produce graduates in the sciences and engineering programs who can compete in future economies, facilities must be renovated, updated, or replaced, which is why much of the construction activity is taking place on college and university campuses.

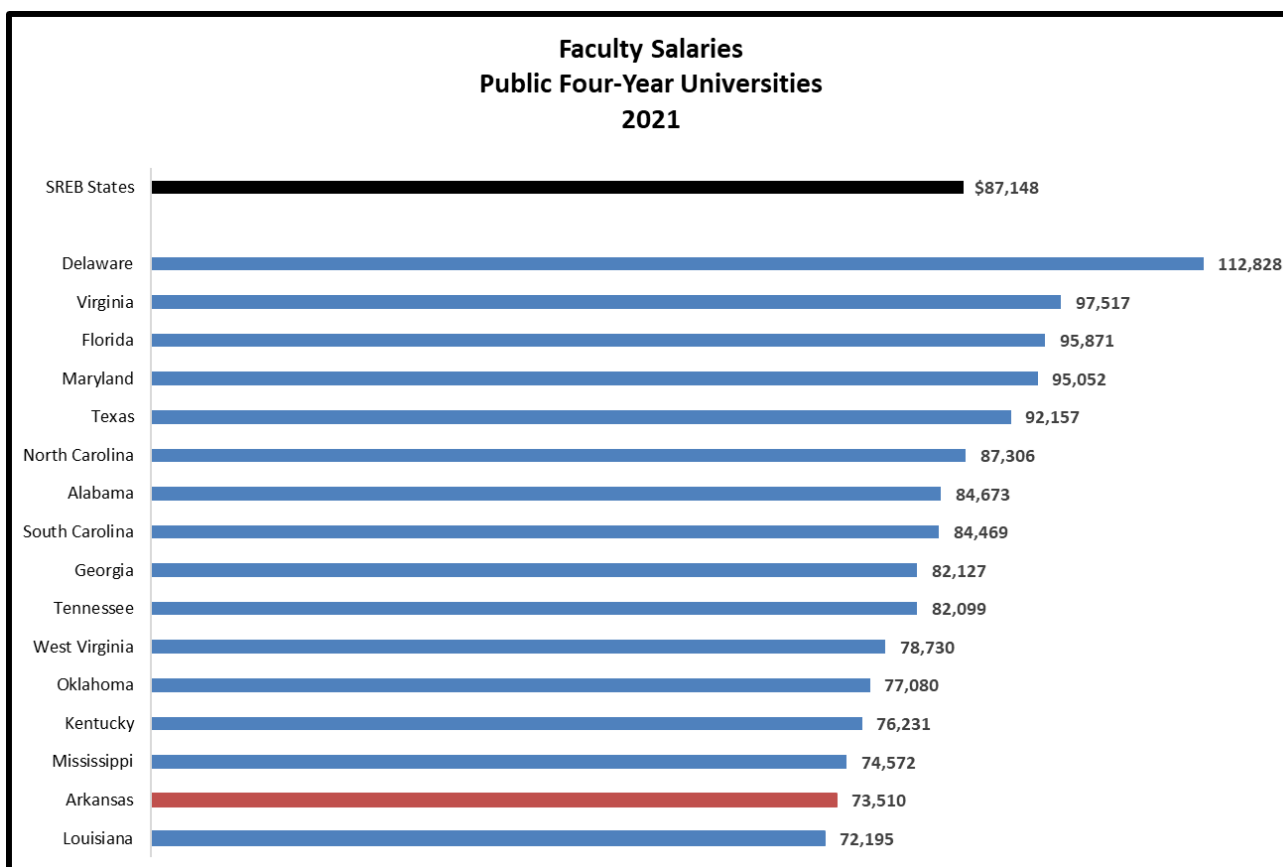
Not surprisingly, systems including electrical, in the older facilities are not adequate to handle all the new computing equipment, which was not even contemplated when the buildings were designed. Computer equipment also places stress on outdated air conditioning systems. In addition, EPA regulations necessitate new plumbing for labs in the sciences and engineering programs. Unless these renovations are completed, graduates will find their degrees have not prepared them for the careers they have chosen.

Lack of dedicated capital improvement funding means that institutions have increasingly turned to bond indebtedness to finance essential improvements, leading to rising tuition or fees. SREB recently surveyed its member states to learn more about state supported funding for capital needs. Only two states, Alabama and Oklahoma, indicated that higher education received no state support for capital needs. The remaining fourteen SREB states do receive state funding to address capital needs either as recurring/designated funding, surplus/non-recurring funding or some combination of the two. In 2006, Arkansas did designate funding for higher education capital needs through General Obligation (GO) Bonds, but institutions have had to rely on surplus/non-recurring funds in more recent years. Lack of dedicated capital improvement

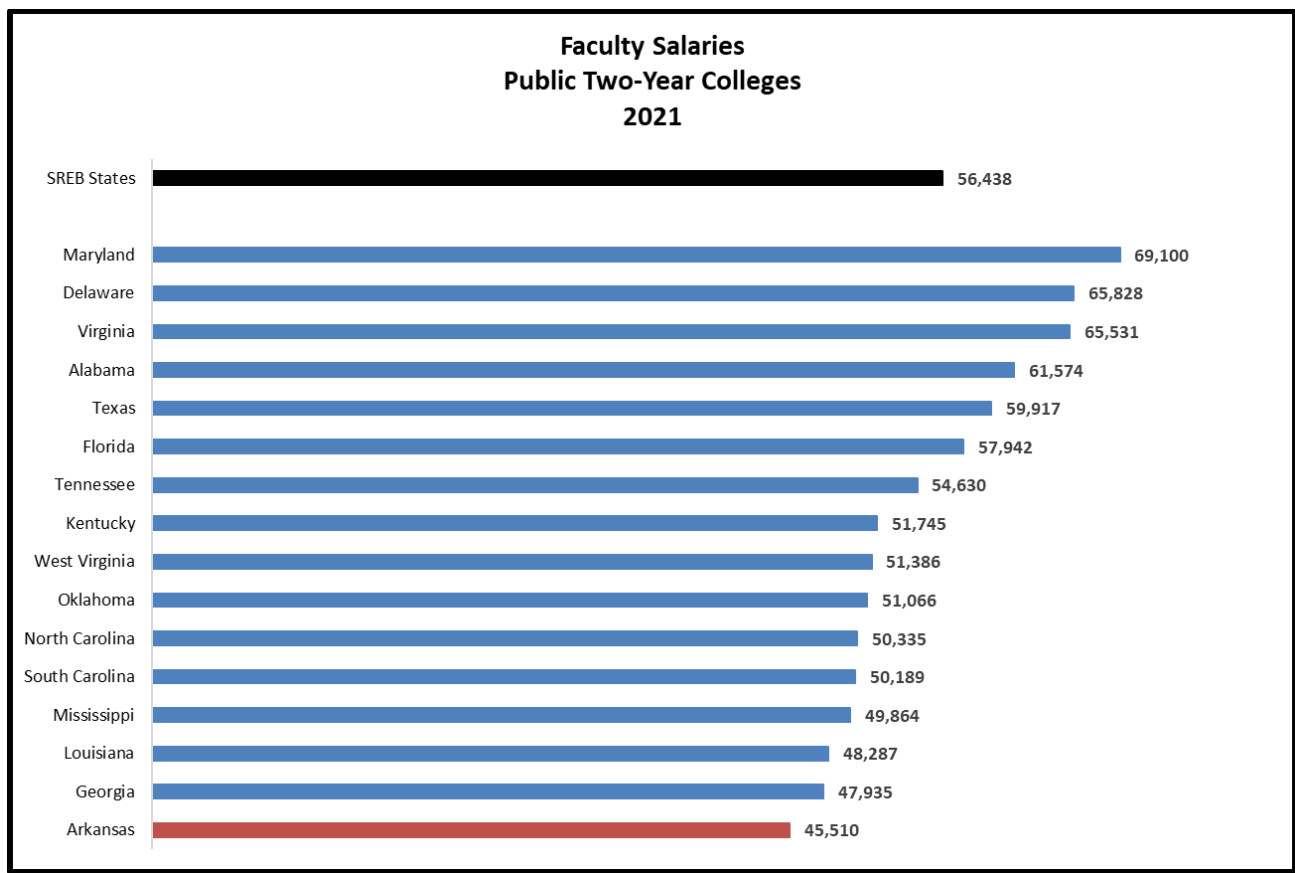
funding is a common challenge across SREB states and you can find more detail for each SREB state in Appendix A. Eight of the sixteen SREB states are currently considering GO Bonds to address this challenge. Arkansas is not currently considering GO Bonds. A revolving loan fund dedicated to deferred maintenance has been enacted and created during this past legislative session and rules have now been promulgated to begin issuing loans to approved institutions. Currently, this fund only has a small one-time source of funding of \$5.8 million.

Arkansas Faculty Salaries

The *SREB State Data Exchange* information published in April 2023 compares average faculty salaries in each of the SREB states with the regional average. The average university faculty member's salary in Arkansas has increased \$2,768 from 2020. However, it remains the second lowest in the region at \$13,638 below the SREB average.



Two-year college salaries decreased by \$7, moving to the lowest in the region in 2021. The average faculty salary in Arkansas for two-year colleges of \$45,510 was \$10,928 below the SREB average.



While Arkansas has made great strides in improving faculty salaries, it is hard to be competitive in higher education with salaries still below the regional and national average.

Raising salaries to attract and retain quality faculty are essential to improving student retention and completion. To remain competitive and affordable, resource allocation decisions are very important. It will be imperative going forward to examine resource allocation by analyzing expenditures per full-time equivalent (FTE) student in the following functional expense categories - Instruction (includes faculty salaries), Academic Support, Student Services, and Institutional Support. Institutions must make decisions that will maximize their core functional expenses in a way that will improve student success. One potential study that is being considered to help in further analyzing resource allocation is the annual SACUBO Benchmarking Study. Appendix C will provide further details for each institution's expenditures per FTE by functional expense category.

This data has yet to be updated at SREB since 2023. So, no new comparisons are available as of production of this report.

Why Research Is Important

Research, the pursuit of knowledge, is the life blood of a university. It is the key to economic development and new higher paying jobs in the state. New developing cutting-edge industries tend to locate near universities that are heavily involved in research related to their industry.

Research is the basis for some of the most important parts of the upper level undergraduate and graduate level instruction. It provides students with cutting edge knowledge, problem-solving skills and familiarity with the latest technology which prepare them to be leaders in their chosen field. In addition, research results in a better quality of life for all citizens of Arkansas through the development of better medications, diagnostic equipment, methods of diagnosis and treatment of illness.

Commitment to research is a necessity in attracting the best faculty to a university. Faculty members who are involved in research are also a necessity for quality doctoral programs. Doctoral candidates are required to do research for dissertations and the guidance for both research ideas and methodology can only be provided by faculty who are actively involved in research.

The Nanotechnology research currently being conducted at several of Arkansas's doctoral institutions seems to have almost unlimited potential in numerous fields of human endeavor. This is particularly true in the developments in medicine.

Logistics research has allowed a number of Arkansas trucking firms to be leaders in the nation in their ability to deliver goods across America efficiently, economically and on time. The Arkansas Research and Education Optical Network (ARE-ON) is making the latest medical diagnosis and treatment capabilities available to rural hospitals and improving the health and longevity of those citizens who have not had access before without the expense of traveling a great distance. Research is improving the quality of life for Arkansans in terms of health care, better jobs, and a quality education.

It is incumbent on Land Grant institutions (University of Arkansas & University of Arkansas at Pine Bluff) to have a commitment to research and to public service. Failure to be involved in both would result in the loss of significant federal funding. The research and public service functions of these Land Grant universities have resulted in our nation's farmers being the most productive in the world and our food supply exceeding our consumption. Research is improving the quality of life for Arkansans in terms of health care, better jobs, and a quality education

Much of the research that has resulted in our major advancements have often started out as theoretical (basic) research, what some may have labeled "pie-in-the-sky," rather than applied research. This simply illustrates that the major thrust of research should not be only on applied research – research with immediate practical outcomes or seeking solutions to existing problems.

In summary, research improves the quality of life, attracts knowledge-based business and industry, improves economic development in the state, and creates better paying jobs in the state.

Tuition and Fees

Certainly, tuition and fee increases at colleges and universities, both public and private, have been under scrutiny in Arkansas and the nation. Some of the major factors responsible for tuition inflation has been rising cost in technology, employee benefits, and campus security.

With the Governor and the Legislature's addition of roughly \$40,000,000 in State funding for higher education since the implementation of the Productivity Funding model in fiscal year 2018-19, institutions have been tasked with trying to limit tuition increases as to keep costs to students as affordable as possible. Even with these new state funds and cost saving measures, four-year institutions found it necessary to increase tuition and fees on average by 3.3 percent and two-year colleges needed to increase tuition and fees on average by 3.9 percent for fiscal year 2025-2026 which is reflected in the charts that follow.

**Annual Full-time Undergraduate Tuition and Mandatory Fees
for Four-Year Institutions (2020-2021 through 2025-2026)**

RESIDENT

Institution	2020-2021	2021-2022	2022-2023	2023-2024	2024-2025	2025-2026	1 YR Increase	5 YR Increase	5 YR Average Increase
ASUJ	8,900	8,900	9,310	9,680	10,100	10,430	3.3%	17.2%	3.2%
ATU	9,255	9,539	9,682	9,972	9,972	10,227	2.6%	10.5%	2.0%
HSU	9,240	9,450	9,450	9,450	10,305	10,560	2.5%	14.3%	2.8%
SAUM	8,980	9,310	9,580	9,820	9,960	10,200	2.4%	13.6%	2.6%
UAF	9,385	9,572	9,656	9,747	10,104	10,497	3.9%	11.9%	2.3%
UAFS	7,339	7,339	7,984	8,594	9,128	9,826	7.6%	33.9%	6.1%
UALR	9,529	9,529	9,529	9,634	9,911	9,971	0.6%	4.6%	0.9%
UAM	7,909	8,029	8,431	8,868	9,303	9,618	3.4%	21.6%	4.0%
UAPB	8,064	8,064	8,574	9,019	9,383	9,702	3.4%	20.3%	3.8%
UCA	9,338	9,563	9,778	10,118	10,523	10,940	4.0%	17.2%	3.2%
Average	8,794	8,929	9,197	9,490	9,869	10,197	3.3%	16.0%	3.0%

SOURCE: ADHE FORM 18-1

** Mandatory Fees include both E&G and Auxiliary

**Annual Full-time Undergraduate Tuition and Mandatory Fees
for Two-Year Institutions (2020-2021 through 2025-2026)**

RESIDENT

Institution	2020-2021	2021-2022	2022-2023	2023-2024	2024-2025	2025-2026	1 YR Increase	5 YR Increase	5 YR Average Increase
ANC	2,840	2,930	3,020	3,050	3,050	3,260	6.9%	14.8%	2.8%
ASUB	3,660	3,660	3,780	4,020	4,170	4,290	2.9%	17.2%	3.2%
ASUMH	3,630	3,630	3,780	3,960	4,140	4,200	1.4%	15.7%	3.0%
ASUMS	4,090	4,090	4,180	4,440	4,680	4,770	1.9%	16.6%	3.1%
ASUN	3,570	3,570	3,690	3,900	4,140	4,290	3.6%	20.2%	3.8%
ASUTR	4,070	4,070	4,190	4,460	4,730	4,970	5.1%	22.1%	4.1%
BRTC	4,200	4,200	4,410	4,590	4,830	4,980	3.1%	18.6%	3.5%
CCCUA	3,960	3,960	4,200	4,440	4,740	4,920	3.8%	24.2%	4.5%
NAC	3,840	3,840	4,260	4,770	4,830	5,250	8.7%	36.7%	6.6%
NPC	4,500	4,500	4,950	5,400	5,400	5,400	0.0%	20.0%	3.8%
NWACC	5,088	5,088	5,550	5,670	6,120	6,690	9.3%	31.5%	5.7%
OZC	3,730	3,730	3,820	3,820	3,820	4,030	5.5%	8.0%	1.6%
PCCUA	3,410	3,410	3,500	3,650	3,800	3,920	3.2%	15.0%	2.8%
SAC	3,750	3,810	3,990	4,410	4,590	4,860	5.9%	29.6%	5.4%
SAUT	4,590	4,770	4,830	4,830	5,040	5,190	3.0%	13.1%	2.5%
SEAC	3,850	3,850	4,210	4,960	5,200	5,350	2.9%	39.0%	7.0%
UACCB	3,555	3,555	3,900	4,890	5,010	5,160	3.0%	45.1%	8.1%
UACCHT	3,250	3,400	3,580	3,880	4,450	4,750	6.7%	46.2%	7.9%
UACCM	4,320	4,320	4,470	4,680	4,860	5,010	3.1%	16.0%	3.0%
UACCRM	4,260	4,470	4,650	4,830	5,160	5,250	1.7%	23.2%	4.3%
UAEACC	3,234	3,140	3,210	3,590	3,714	3,762	1.3%	16.3%	3.2%
UAPTC	5,670	5,670	5,820	6,060	6,300	6,510	3.3%	14.8%	2.8%
Average	3,958	3,985	4,181	4,468	4,672	4,855	3.9%	22.7%	4.2%

SOURCE: ADHE FORM 18-1

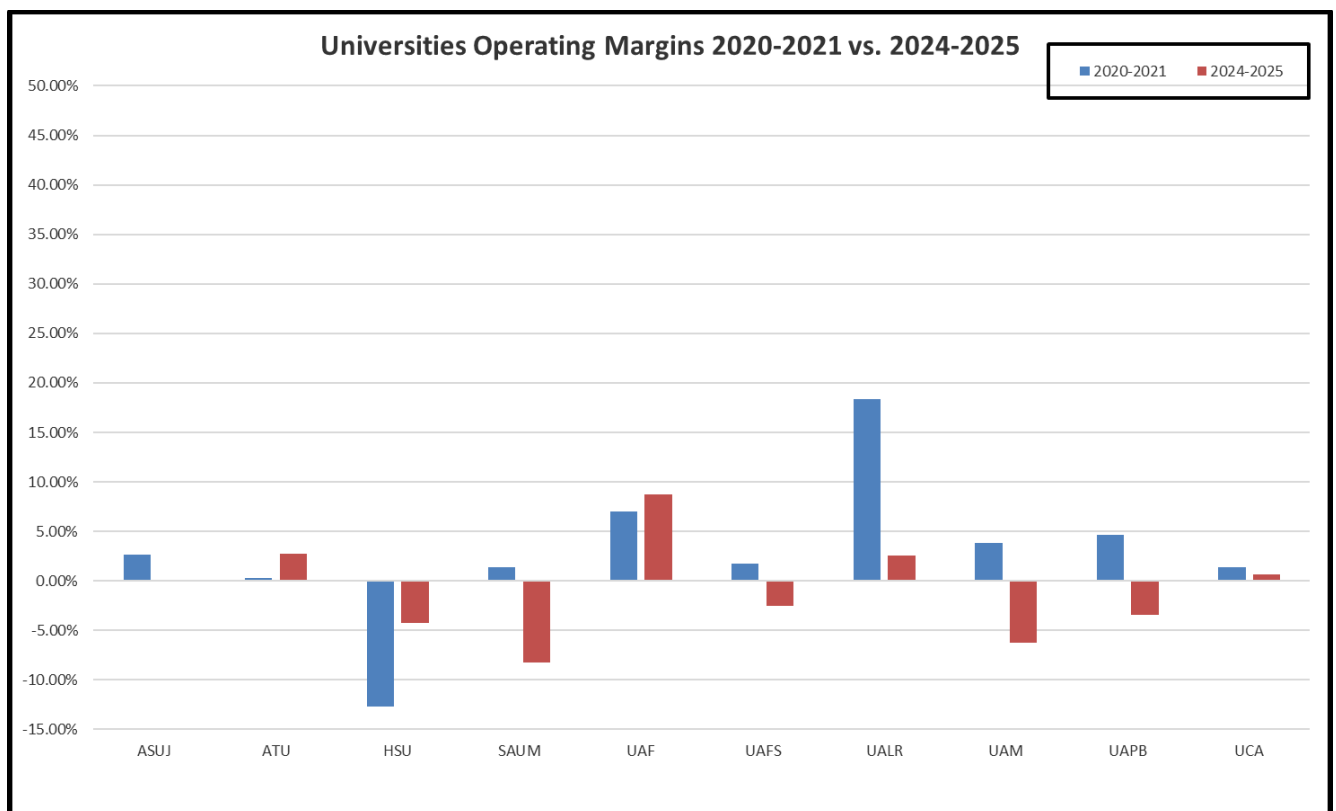
**Mandatory Fees include both E&G and Auxiliary

As tuition and fees continue to rise, many students are finding relief with state and federal aid, including veteran’s benefits. For now, government subsidies and aid from schools are serving to hold down net tuition and fees – the actual cost students pay when grants and scholarships are taken into consideration.

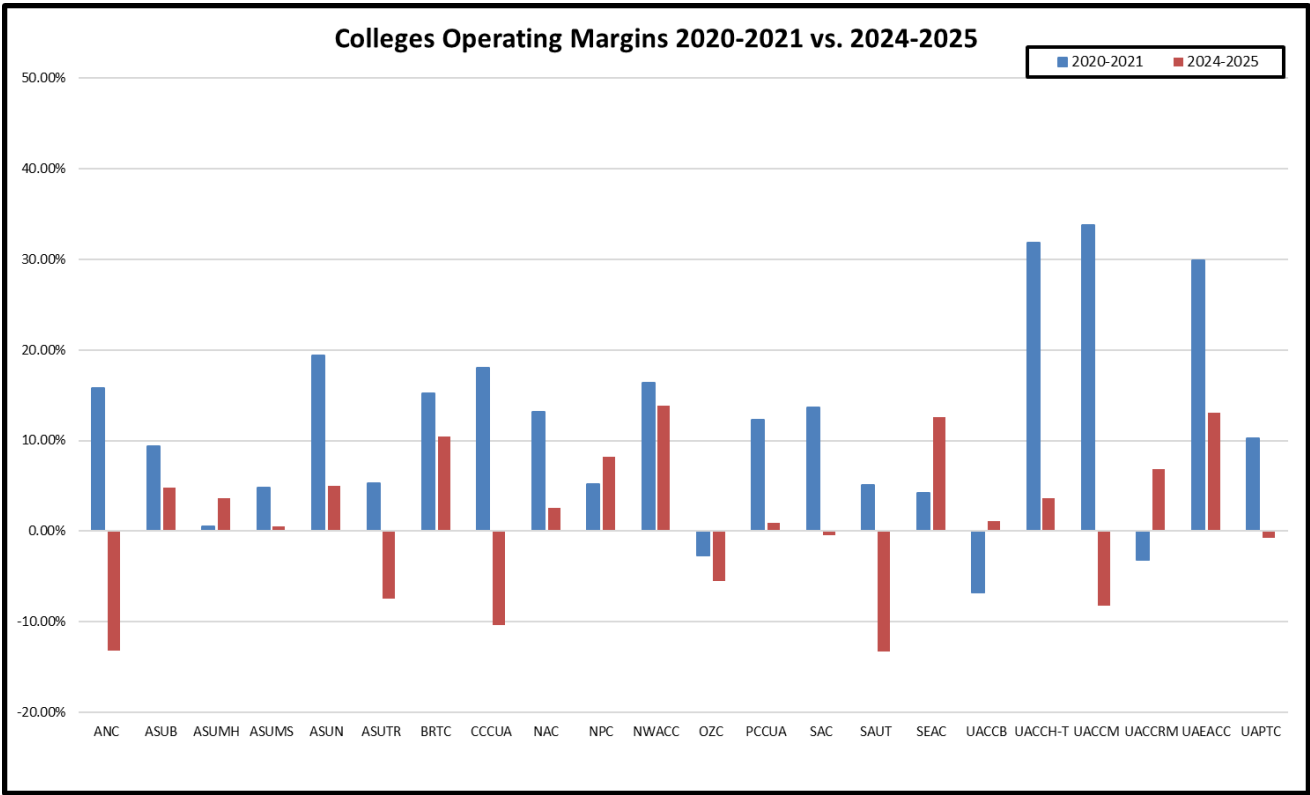
Operating Margins

Operating Margins are used to measure an institution’s operating efficiency. It is a measurement of what proportion of a college or university's revenue is left over after expenses. The operating margin shows what an institution makes per each dollar of revenue.

Two graphs comparing 2020-2021 operating margins to the 2024-2025 margins are presented below. The more detailed historical operating margins by institutions are in Appendix B. Of the 10 universities, there were five with a negative operating margin in 2024-2025, as compared to one in 2020-2021.



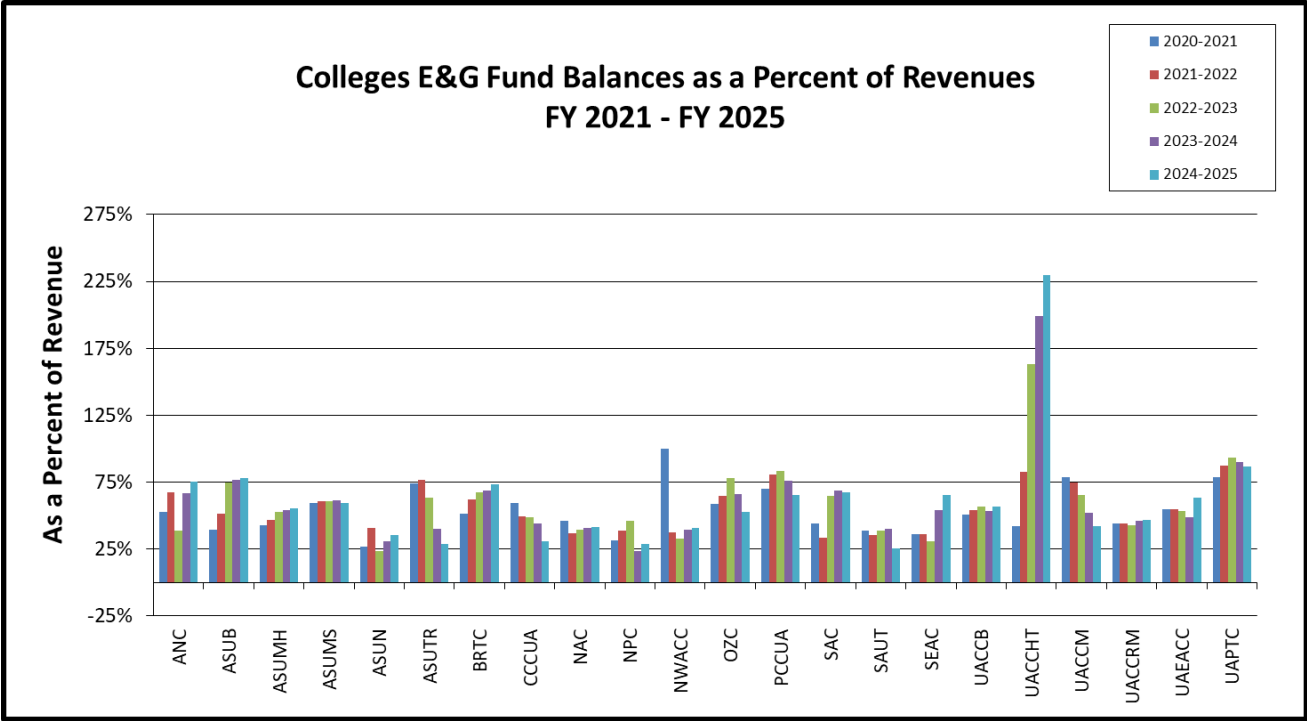
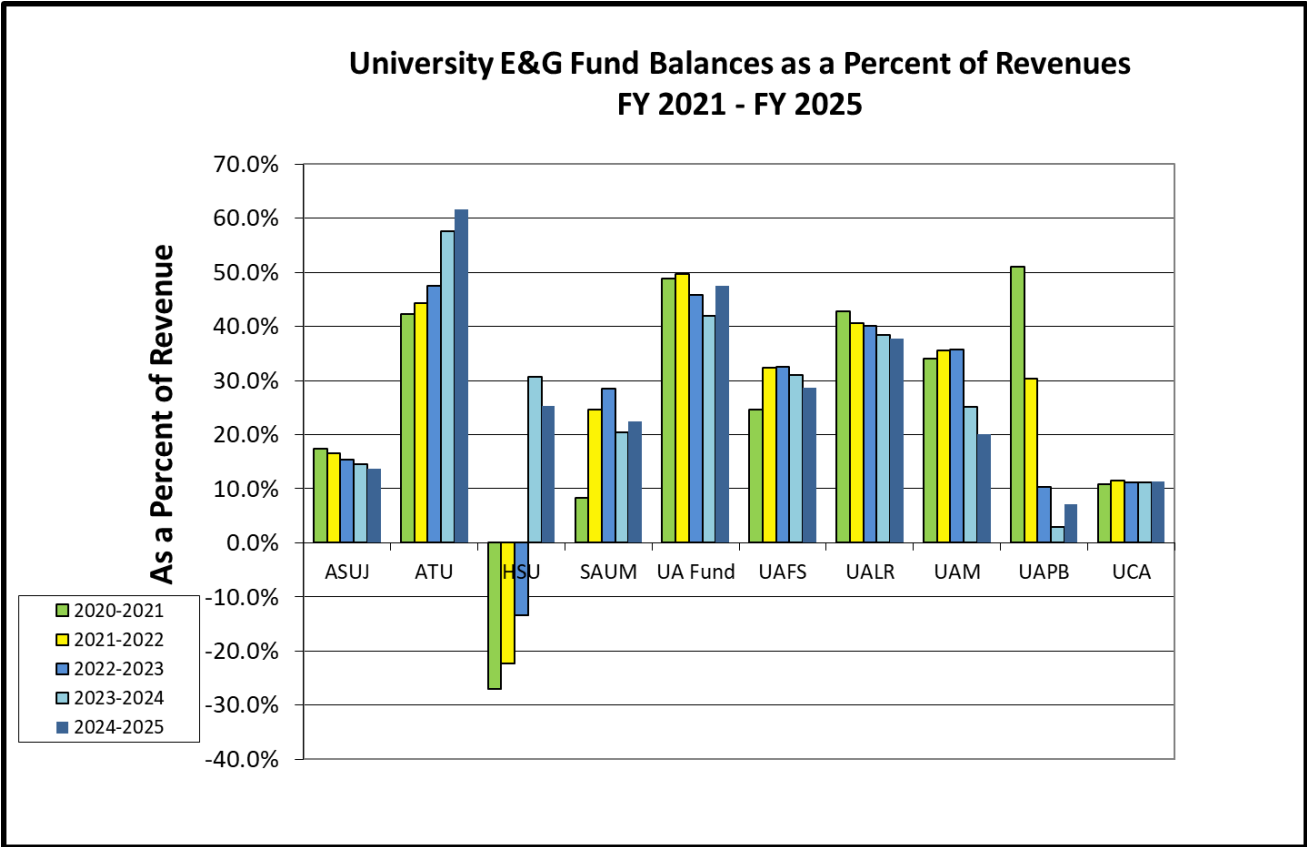
The graph below contains the comparison of 2020-2021 and 2024-2025 operating margins of the two-year colleges. Of the 22 institutions, eight had negative operating margins compared to three in 2020-2021.



**Note - Often negative operating margins are the result of expending prior year fund balances to complete a serious deferred maintenance problem.*

Fund Balances

Educational and General Fund balances are the perennial measure of the financial condition of institutions for higher education. An institution’s fund balance is a measure of its resources. The fund balance reported is measured by subtracting the total unrestricted E&G liabilities of an institution from the total unrestricted E&G assets. For universities the minimum recommended level is 5 percent of the E&G operating budget with an ideal level of at least 14 percent. In 2024-2025, all but three of the universities were able to achieve the minimum recommended level. However, it is important that other fund balances are studied in detail along with these findings.



All of the two-year colleges had fund balances that exceeded the 5 percent recommended for E&G. Although all 22 of the two-year institutions fund balances were above the recommended

14 percent, this is not always adequate for the very small institutions. For those institutions with smaller budgets and enrollment, a better benchmark would be \$2.5 million in fund balance. Another important factor to consider when analyzing an institution's fund balance is the effect of recognizing post-employment and retirement liabilities. The recognition of these future liabilities will decrease the current year's fund balance. In addition, the Governmental Accounting Standards Board (GASB) has recently approved a new pension standard that will accelerate the recognition of pension/retirement liabilities. It will be important to continue to monitor the effects of the new GASB standards. The complete report of historical fund balances as a percent of revenue are in Appendix B.

Institutional Scholarship Expenditures

The report for Institutional Scholarship Expenditures for 2024-2025 indicates that the average university's expenditure for scholarships represented 7.6 percent of their total educational and general tuition and mandatory fee revenue. For 2024-2025, the legislatively mandated cap on Academic and Performance Scholarships was 20 percent of educational and general tuition and fee revenue. All institutions reported scholarships below this mandated amount.

Undergraduate Academic and Performance Scholarship Expenditures for Fiscal 2024-2025*

Institution	Academic		Performance		Total Scholarships		Total Tuition & Fee Income	Scholarships as a Percent of Tuition & Fees	Average Academic Award	2024-2025 Tuition & Fees
	Awards	Amount	Awards	Amount	Awards	Amount				
ASUJ	1,589	\$9,543,071	391	\$872,275	1,980	\$10,415,346	\$122,129,982	8.5%	\$6,006	\$10,100
ATU	1,825	\$7,461,074	113	\$308,804	1,938	\$7,769,879	\$55,573,496	14.0%	\$4,088	\$9,972
HSU	361	\$1,189,734	39	\$90,586	400	\$1,280,320	\$19,826,492	6.5%	\$3,296	\$10,305
SAUM	524	\$3,010,833	87	\$229,540	611	\$3,240,373	\$44,482,695	7.3%	\$5,746	\$9,960
UAF	9,401	\$23,121,398	422	\$1,099,335	9,823	\$24,220,733	\$418,705,238	5.8%	\$2,459	\$10,104
UAFS	1,209	\$3,793,798	60	\$85,700	1,269	\$3,879,498	\$36,152,696	10.7%	\$3,138	\$9,128
UALR	1,946	\$4,850,074	63	\$97,386	2,009	\$4,947,460	\$63,900,973	7.7%	\$2,492	\$9,911
UAM	307	\$1,448,127	63	\$147,140	370	\$1,595,267	\$19,910,053	8.0%	\$4,717	\$9,303
UAPB	160	\$973,935	-	\$0	160	\$973,935	\$19,516,231	5.0%	\$6,087	\$9,383
UCA	3,164	\$8,951,451	185	\$390,579	3,349	\$9,342,030	\$94,964,683	9.8%	\$2,829	\$10,523
University Total	20,486	\$64,343,494	1,423	\$3,321,346	21,909	\$67,664,839	\$895,162,538	7.6%	\$3,141	\$9,869

*A.C.A. § 6-80-106 set a limit of 20% of tuition and fee income that could be used for scholarships. "Academic" and "Performance Scholarships" does not include scholarships made to a student who qualifies for a Pell Grant

A.C.A § 6-80-106 establishes limitations on the maximum percent of unrestricted tuition and mandatory fee income that can be spent on academic and performance scholarships, which in 2011-12 was 30 percent. The scholarship cap decreased by 5 percent each fiscal year until it reached a 20 percent cap in 2013-14. Beginning in 2013-14, if an institution exceeds the cap there will be a reduction in the funding recommendation for the next fiscal year. Academic and Performance scholarships awarded to students who qualify for Pell Grants were excluded in the calculation of the scholarship cap in accordance with A.C.A § 6-80-106. While these

scholarships awarded to Pell qualifiers were excluded in the chart above, they make up 45 percent of the total amount of academic and performance scholarships awarded at universities.

The chart below provides a five-year history of the universities' scholarship expenditures for the purpose of observing trends in light of the legislation placing a cap on such expenditures. The 9.9 percent for 2020-2021 is the highest in the five-year span. There was a one percent decrease from 2024 to 2024.

Academic & Performance Scholarship Expenditures as a Percent of Tuition & Fee Income

Institution		2021	2022	2023	2024	2025
ASUJ	Academic & Performance Scholarship	\$13,262,188	\$12,810,552	\$11,772,729	\$12,164,460	\$10,415,346
	Tuition & Fees	\$96,083,949	\$95,146,661	\$97,422,935	\$109,974,170	\$122,129,982
	Scholarship %	13.8%	13.5%	12.1%	11.1%	8.5%
ATU	Academic & Performance Scholarship	\$10,572,331	\$9,274,736	\$9,135,742	\$9,037,845	\$7,769,879
	Tuition & Fees	\$65,224,749	\$60,401,436	\$58,512,173	\$58,516,035	\$55,573,496
	Scholarship %	16.2%	15.4%	15.6%	15.4%	14.0%
HSU	Academic & Performance Scholarship	\$4,467,293	\$3,871,041	\$2,846,779	\$1,739,285	\$1,280,320
	Tuition & Fees	\$25,602,436	\$23,907,512	\$20,552,698	\$17,896,275	\$19,826,492
	Scholarship %	17.4%	16.2%	13.9%	9.7%	6.5%
SAUM	Academic & Performance Scholarship	\$4,342,594	\$4,517,643	\$3,949,777	\$4,054,003	\$3,240,373
	Tuition & Fees	\$38,976,397	\$41,737,940	\$48,839,780	\$48,313,745	\$44,482,695
	Scholarship %	11.1%	10.8%	8.1%	8.4%	7.3%
UAF	Academic & Performance Scholarship	\$18,570,553	\$19,207,308	\$21,254,471	\$24,134,206	\$24,220,733
	Tuition & Fees	\$320,501,264	\$332,162,581	\$361,445,464	\$387,098,600	\$418,705,238
	Scholarship %	5.8%	5.8%	5.9%	6.2%	5.8%
UAFS	Academic & Performance Scholarship	\$2,451,991	\$3,855,895	\$4,090,574	\$3,132,070	\$3,879,498
	Tuition & Fees	\$32,464,425	\$30,469,828	\$31,549,096	\$33,323,270	\$36,152,696
	Scholarship %	7.6%	12.7%	13.0%	9.4%	10.7%
UALR	Academic & Performance Scholarship	\$2,981,589	\$4,436,539	\$4,785,361	\$5,171,740	\$4,947,460
	Tuition & Fees	\$65,553,716	\$62,835,194	\$58,906,660	\$62,818,783	\$63,900,973
	Scholarship %	4.5%	7.1%	8.1%	8.2%	7.7%
UAM	Academic & Performance Scholarship	\$2,013,134	\$1,943,809	\$1,283,748	\$1,651,480	\$1,595,267
	Tuition & Fees	\$18,335,172	\$17,710,396	\$18,325,301	\$19,568,166	\$19,910,053
	Scholarship %	11.0%	11.0%	7.0%	8.4%	8.0%
UAPB	Academic & Performance Scholarship	\$2,447,621	\$1,755,664	\$1,267,748	\$1,203,235	\$973,935
	Tuition & Fees	\$19,367,357	\$20,198,731	\$20,836,336	\$18,663,731	\$19,516,231
	Scholarship %	12.6%	8.7%	6.1%	6.4%	5.0%
UCA	Academic & Performance Scholarship	\$14,515,503	\$13,587,005	\$11,122,198	\$10,423,913	\$9,342,030
	Tuition & Fees	\$84,615,496	\$84,598,009	\$84,598,009	\$87,561,094	\$94,964,683
	Scholarship %	17.2%	16.1%	13.1%	11.9%	9.8%
University Totals	Academic & Performance Scholarship	\$75,624,797	\$75,260,191	\$71,509,127	\$72,712,238	\$67,664,839
	Tuition & Fees	\$766,724,962	\$769,168,288	\$800,988,452	\$843,733,869	\$895,162,538
	Scholarship %	9.9%	9.8%	8.9%	8.6%	7.6%

*Academic and Performance scholarships awarded to students who qualify for a Pell Grant were excluded in accordance with A.C.A. § 6-80-106.

Educational and General Facilities

The Facilities Audit Program reported the replacement values for E&G facilities as \$5.3 billion. The **E&G maintenance** needs as of 2024 show that the institutions have **\$3.6 billion** in deferred maintenance with **\$474.05 million of that classified as critical**.

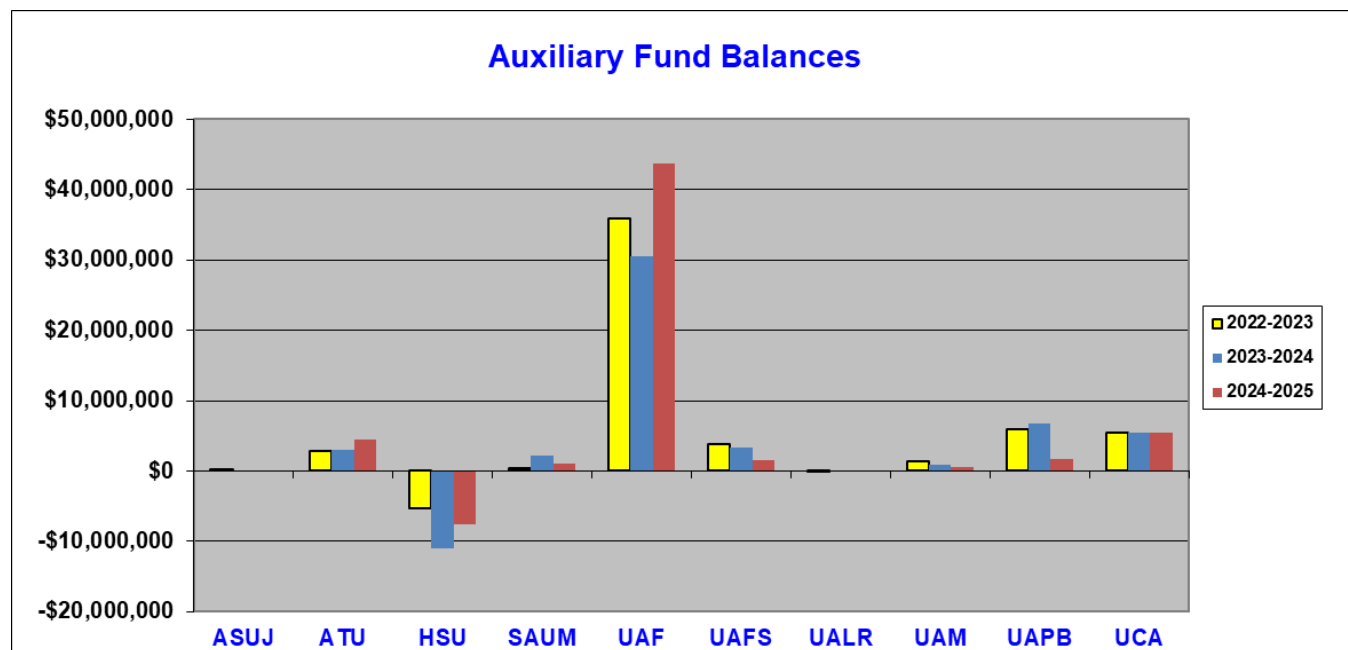
If Arkansas's colleges and universities are to prepare students for the economy of the future, they must have *cutting-edge* laboratories and classroom equipment. Yet, students enter college and find that their high school offered better equipped labs and facilities than the college or

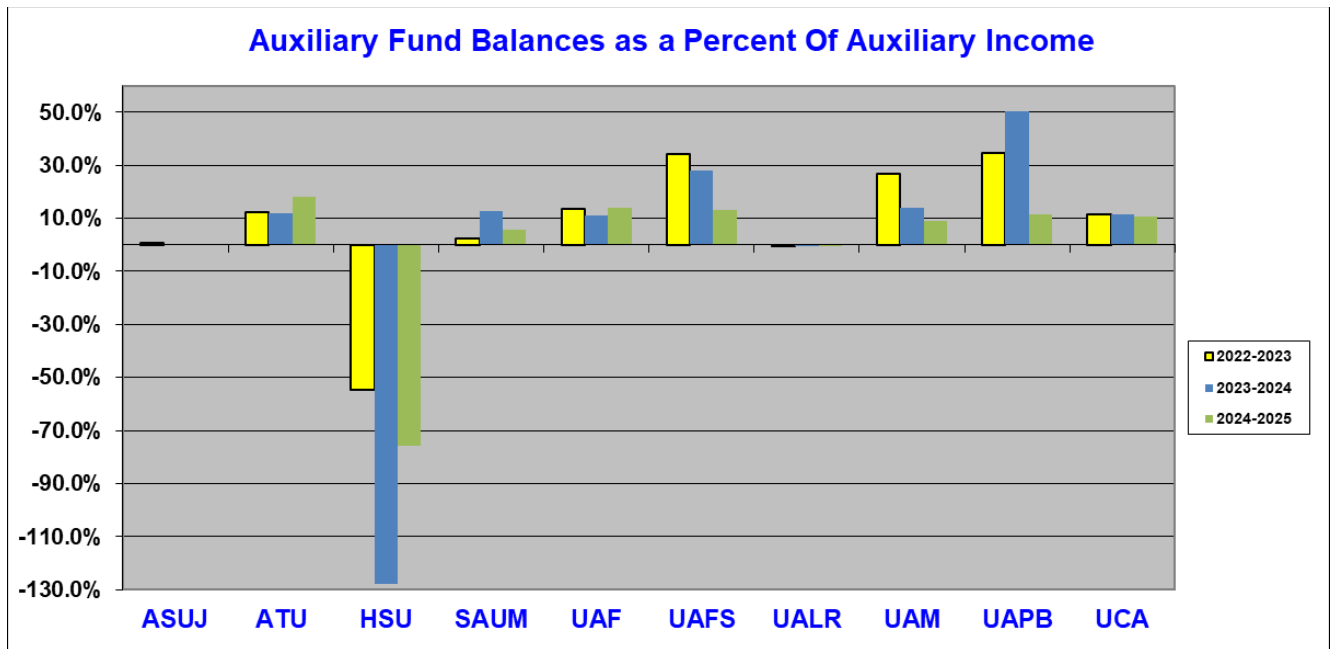
university they selected. This is a matter of concern for institutions that are expected to be leading the way with the latest technology for the disciplines they offer.

Faculty and staff work to find ways to compensate for the problems of inadequate labs and equipment, the quality of the graduates has not been compromised. The administration and faculty of the institutions deserve to be recognized for their efforts. If the desire is to produce more graduates in math, science and health professions, Arkansas must find funding for the equipment and facilities to support these disciplines. If not, Arkansas will find it difficult to compete in the economy of the 21st century.

Auxiliaries

Auxiliaries are primarily a matter of university concern. Most two-year colleges have minimal auxiliary operations; therefore, the only analyses of auxiliaries in this report deal with the auxiliary operations of universities. The following two graphs deal with the auxiliary fund balances. The first depicts the changing auxiliary fund balances over a three-year period. The second represents the fund balances as a percent of auxiliary income. The auxiliary fund balances for 2 of the 10 institutions presented increased over the previous year.





Below is a series of spreadsheets that give the income and expenditures for institution by each type of auxiliary enterprise for 2024-2025. The spreadsheets group the same category of institutions together for a better comparison of the profits and losses of each type of auxiliary enterprise.

From these spreadsheets it is obvious that bookstores are not “cash cows” as commonly believed. The difference you will notice in bookstores and food service are generally due to whether or not an institution has out-sourced/privatized its bookstore or food service operation. Modest income and very low expenditures usually indicate an institution that has out-sourced that operation. Losses in bookstore operations and food service are usually an indicator that the institution is operating its own bookstore and/or food service. As you can see in the graphs, another drain on Auxiliary funds is from the College Unions and/or Student Organizations and Publications.

Auxiliary Enterprises at Four-Year I* Institution FY 2025

		UAF			
Auxiliary Enterprise		Income	Expenses	Debt Service	Net Income
Intercollegiate Athletics	1	\$ 166,417,900	\$ 134,115,754	\$ 19,653,078	\$ 12,649,068
Residence Hall	2	\$ 113,078,570	\$ 71,091,107	\$ 17,231,822	\$ 24,755,641
Married Student Housing	3	\$ -	\$ -	\$ -	\$ -
Faculty Housing	4	\$ -	\$ -	\$ -	\$ -
Food Service	5	\$ -	\$ -	\$ -	\$ -
College Union	6	\$ -	\$ -	\$ -	\$ -
Bookstore	7	\$ 1,518,889	\$ 351,806	\$ 1,390,367	\$ (223,284)
Student Organizations And Publications	8	\$ 3,336,038	\$ 3,332,379	\$ -	\$ 3,658
Student Health Services	9	\$ 11,431,157	\$ 9,959,290	\$ 688,642	\$ 783,225
Other	10	\$ 18,332,893	\$ 9,272,548	\$ 4,062,153	\$ 4,998,193
Sub-Total	11	\$ 314,115,447	\$ 228,122,884	\$ 43,026,062	\$ 42,966,502
Transfers In	Auxiliary (Athletic and Activity)	12	\$ -	\$ -	\$ -
	Other	13	\$ -	\$ -	\$ -
Transfers Out		14	\$ -	\$ (30,555,981)	\$ (30,555,981)
GRAND TOTALS	15	\$ 314,115,447	\$ 197,566,903	\$ 43,026,062	\$ 12,410,521

*Category is based on Southern Regional Education Board (SREB) Institutional Categories

Auxiliary Enterprises at Four-Year II* Institutions FY 2025

		UALR			
Auxiliary Enterprise		Income	Expenses	Debt Service	Net Income
Intercollegiate Athletics	1	\$ 3,961,745	\$11,682,593	\$ -	\$ (7,720,848)
Residence Hall	2	\$ 6,344,612	\$ 2,123,325	\$ 2,562,100	\$ 1,659,187
Married Student Housing	3	\$ -	\$ -	\$ -	\$ -
Faculty Housing	4	\$ -	\$ -	\$ -	\$ -
Food Service	5	\$ 3,315,746	\$ 3,336,964	\$ -	\$ (21,218)
College Union	6	\$ 231,534	\$ 1,428,396	\$ 211,270	\$ (1,408,132)
Bookstore	7	\$ 320,908	\$ -	\$ -	\$ 320,908
Student Organizations And Publications	8	\$ 277,844	\$ 327,774	\$ -	\$ (49,930)
Student Health Services	9	\$ -	\$ -	\$ -	\$ -
Other	10	\$ 279,455	\$ 329,448	\$ -	\$ (49,993)
Sub-Total	11	\$14,731,844	\$19,228,500	\$ 2,773,370	\$ (7,270,026)
Transfers In	Auxiliary (Athletic and Activity)	12	\$ 6,404,346	\$ -	\$ 6,404,346
	Other	13	\$ 930,285	\$ -	\$ 930,285
Transfers Out		14	\$ -	\$ 27,857	\$ (27,857)
GRAND TOTALS	15	\$22,066,475	\$19,256,357	\$ 2,773,370	\$ 36,748

*Category is based on Southern Regional Education Board (SREB) Institutional Categories

**Auxiliary Enterprises at Four-Year III* Institutions
FY 2025**

		ASUJ				ATU			
Auxiliary Enterprise		Income	Expenses	Debt Service	Net Income	Income	Expenses	Debt Service	Net Income
Intercollegiate Athletics	1	\$14,711,791	\$33,720,073	\$ -	\$ (19,008,283)	\$ 3,594,527	\$ 6,100,104	\$ 227,500	\$ (2,733,077)
Residence Hall	2	\$14,551,731	\$ 1,798,444	\$ 4,617,447	\$ 8,135,840	\$ 9,673,072	\$ 5,540,838	\$ 2,277,723	\$ 1,854,511
Married Student Housing	3	\$ 1,438,770	\$ 205,130	\$ 839,951	\$ 393,689	\$ -	\$ -	\$ -	\$ -
Faculty Housing	4	\$ -	\$ 567	\$ -	\$ (567)	\$ -	\$ -	\$ -	\$ -
Food Service	5	\$ 1,441,065	\$ 356,755	\$ -	\$ 1,084,311	\$ 7,201,676	\$ 5,395,994	\$ 392,687	\$ 1,412,995
College Union	6	\$ 2,351,518	\$ 623,023	\$ 312,251	\$ 1,416,244	\$ 2,941,862	\$ 549,889	\$ 1,859,375	\$ 532,598
Bookstore	7	\$ 285,635	\$ 30,024	\$ -	\$ 255,611	\$ 238,026	\$ 269,739	\$ -	\$ (31,713)
Student Organizations And Publications	8	\$ -	\$ -	\$ -	\$ -	\$ 146,265	\$ 146,265	\$ -	\$ -
Student Health Services	9	\$ -	\$ -	\$ -	\$ -	\$ 1,326,113	\$ 1,080,403	\$ -	\$ 245,710
Other	10	\$ 3,108,344	\$ 1,931,567	\$ 106,398	\$ 1,070,379	\$ 4,600	\$ 562,256	\$ -	\$ (557,656)
Sub-Total	11	\$37,888,854	\$38,665,583	\$ 5,876,047	\$ (6,652,776)	\$25,126,141	\$19,645,488	\$4,757,285	\$ 723,368
Transfers In	Auxiliary (Athletic and Activity)	12	\$ 3,475,258	\$ -	\$ 3,475,258	\$ 2,587,190	\$ -	\$ -	\$ 2,587,190
	Other	13	\$ 3,177,518	\$ -	\$ 3,177,518	\$ 467,645	\$ -	\$ -	\$ 467,645
Transfers Out		14	\$ -	\$ -	\$ -	\$ -	\$ 2,249,563	\$ -	\$ (2,249,563)
GRAND TOTALS		15	\$44,541,629	\$38,665,583	\$ 5,876,047	\$ 0	\$28,180,976	\$21,895,051	\$ 1,528,640

		UCA			
Auxiliary Enterprise		Income	Expenses	Debt Service	Net Income
Intercollegiate Athletics	1	\$ 8,337,796	\$17,069,409	\$ 654,685	\$ (9,386,298)
Residence Hall	2	\$24,427,326	\$12,337,369	\$ 6,593,406	\$ 5,496,551
Married Student Housing	3	\$ -	\$ -	\$ -	\$ -
Faculty Housing	4	\$ -	\$ -	\$ -	\$ -
Food Service	5	\$12,449,679	\$ 9,457,846	\$ -	\$ 2,991,833
College Union	6	\$ 1,240,404	\$ 1,078,460	\$ -	\$ 161,944
Bookstore	7	\$ 355,852	\$ 77,965	\$ -	\$ 277,887
Student Organizations And Publications	8	\$ -	\$ -	\$ -	\$ -
Student Health Services	9	\$ 1,568,296	\$ 1,454,199	\$ 325,257	\$ (211,160)
Other	10	\$ 3,102,869	\$ 2,128,015	\$ 962,083	\$ 12,771
Sub-Total	11	\$51,482,222	\$43,603,263	\$ 8,535,431	\$ (656,472)
Transfers In	Auxiliary (Athletic and Activity)	12	\$ 3,116,746	\$ -	\$ 3,116,746
	Other	13	\$ 825,051	\$ -	\$ 825,051
Transfers Out		14	\$ -	\$ 3,283,893	\$ (3,283,893)
GRAND TOTALS		15	\$55,424,019	\$46,887,156	\$ 8,535,431

**Auxiliary Enterprises at Four-Year IV* Institutions
FY 2025**

		HSU				SAUM			
Auxiliary Enterprise		Income	Expenses	Debt Service	Net Income	Income	Expenses	Debt Service	Net Income
Intercollegiate Athletics	1	\$ 1,134,511	\$ 6,470,357	\$ -	\$ (5,335,846)	\$ 1,824,546	\$ 6,183,210	\$ 177,552	\$ (4,536,216)
Residence Hall	2	\$ 5,485,037	\$ 1,400,793	\$ 3,175,084	\$ 909,160	\$ 8,047,958	\$ 4,069,455	\$ 2,160,294	\$ 1,818,209
Married Student Housing	3	\$ -	\$ -	\$ -	\$ -	\$ -	\$ -	\$ -	\$ -
Faculty Housing	4	\$ -	\$ -	\$ -	\$ -	\$ 132,915	\$ 4,348	\$ -	\$ 128,567
Food Service	5	\$ 3,010,441	\$ 3,616,387	\$ 215,753	\$ (821,699)	\$ 5,869,327	\$ 4,749,412	\$ -	\$ 1,119,915
College Union	6	\$ 223,526	\$ 250,576	\$ 100,813	\$ (127,862)	\$ 6,772	\$ 209,056	\$ -	\$ (202,284)
Bookstore	7	\$ 91,540	\$ -	\$ -	\$ 91,540	\$ 142,264	\$ 15,953	\$ -	\$ 126,310
Student Organizations And Publications	8	\$ -	\$ -	\$ -	\$ -	\$ 633,355	\$ 913,387	\$ -	\$ (280,033)
Student Health Services	9	\$ 98,921	\$ 324,375	\$ -	\$ (225,454)	\$ 293,606	\$ 396,673	\$ -	\$ (103,067)
Other	10	\$ 1,916	\$ 70,330	\$ -	\$ (68,414)	\$ 272,443	\$ 249,287	\$ -	\$ 23,156
Sub-Total	11	\$10,045,892	\$12,132,817	\$3,491,650	\$ (5,578,575)	\$17,223,185	\$16,790,781	\$2,337,846	\$ (1,905,442)
Transfers In	Auxiliary (Athletic and Activity)	12	\$ 1,607,776	\$ -	\$ 1,607,776	\$ 1,710,652	\$ -	\$ -	\$ 1,710,652
	Other	13	\$ 7,454,091	\$ -	\$ 7,454,091	\$ -	\$ -	\$ -	\$ -
Transfers Out		14	\$ -	\$ -	\$ -	\$ -	\$ 1,373,548	\$ -	\$ (1,373,548)
GRAND TOTALS		15	\$19,107,759	\$12,132,817	\$3,491,650	\$18,933,837	\$18,164,329	\$2,337,846	\$ (1,568,338)

		UAM			
Auxiliary Enterprise		Income	Expenses	Debt Service	Net Income
Intercollegiate Athletics	1	\$ 1,029,283	\$ 4,828,642	\$ 118,977	\$ (3,918,336)
Residence Hall	2	\$ 1,998,655	\$ 859,622	\$ 614,139	\$ 524,894
Married Student Housing	3	\$ -	\$ -	\$ -	\$ -
Faculty Housing	4	\$ -	\$ -	\$ -	\$ -
Food Service	5	\$ 2,199,277	\$ 1,933,003	\$ -	\$ 266,274
College Union	6	\$ -	\$ -	\$ -	\$ -
Bookstore	7	\$ 67,929	\$ 4,462	\$ -	\$ 63,467
Student Organizations And Publications	8	\$ -	\$ -	\$ -	\$ -
Student Health Services	9	\$ -	\$ -	\$ -	\$ -
Other	10	\$ 1,192,768	\$ 182,532	\$ -	\$ 1,010,236
Sub-Total	11	\$ 6,487,912	\$ 7,808,261	\$ 733,116	\$ (2,053,465)
Transfers In	Auxiliary (Athletic and Activity)	12	\$ 1,662,441	\$ -	\$ 1,662,441
	Other	13	\$ -	\$ -	\$ -
Transfers Out		14	\$ -	\$ -	\$ -
GRAND TOTALS		15	\$ 8,150,353	\$ 7,808,261	\$ 733,116

*Category is based on Southern Regional Education Board (SREB) Institutional Categories

**Auxiliary Enterprises at Four-Year VI* Institutions
FY 2024**

		UAFS				UAPB			
Auxiliary Enterprise		Income	Expenses	Debt Service	Net Income	Income	Expenses	Debt Service	Net Income
Intercollegiate Athletics	1	\$ 2,582,517	\$ 4,825,111	\$ -	\$ (2,242,594)	\$ 3,165,833	\$ 5,939,705	\$ -	\$ (2,773,872)
Residence Hall	2	\$ 4,448,531	\$ 2,015,535	\$ -	\$ 2,432,996	\$ 5,093,085	\$ 3,671,990	\$ 1,385,123	\$ 35,972
Married Student Housing	3	\$ -	\$ -	\$ 3,014,685	\$ (3,014,685)	\$ -	\$ -	\$ -	\$ -
Faculty Housing	4	\$ -	\$ -	\$ -	\$ -	\$ -	\$ -	\$ -	\$ -
Food Service	5	\$ 1,770,330	\$ 1,847,419	\$ -	\$ (77,089)	\$ 4,827,654	\$ 3,614,978	\$ -	\$ 1,212,676
College Union	6	\$ -	\$ -	\$ -	\$ -	\$ -	\$ 161,856	\$ -	\$ (161,856)
Bookstore	7	\$ 188,809	\$ 39,570	\$ -	\$ 149,239	\$ 117,888	\$ 1,698	\$ -	\$ 116,190
Student Organizations And Publications	8	\$ 2,368,983	\$ 969,571	\$ -	\$ 1,399,412	\$ -	\$ -	\$ -	\$ -
Student Health Services	9	\$ -	\$ -	\$ -	\$ -	\$ -	\$ -	\$ -	\$ -
Other (Specify On Attached Sheet)	10	\$ 287,780	\$ 108,651	\$ -	\$ 179,129	\$ 135,111	\$ 360,499	\$ -	\$ (225,388)
Sub-Total	11	\$11,646,950	\$ 9,805,857	\$3,014,685	\$ (1,173,592)	\$13,339,571	\$13,750,726	\$ 1,385,123	\$ (1,796,278)
Transfers In	Auxiliary (Athletic and Activity)	12	\$ 658,778	\$ -	\$ 658,778	\$ 1,391,407	\$ -	\$ -	\$ 1,391,407
	Other	13	\$ -	\$ -	\$ -	\$ 184,212	\$ -	\$ -	\$ 184,212
Transfers Out		14	\$ -	\$ -	\$ -	\$ -	\$ -	\$ -	\$ -
GRAND TOTALS		15	\$12,305,728	\$ 9,805,857	\$3,014,685	\$14,915,190	\$13,750,726	\$ 1,385,123	\$ (220,659)

*Category is based on Southern Regional Education Board (SREB) Institutional Categories

Athletics

Athletics are a major component of the auxiliary operations at universities. The athletic report details revenues and expenditures for each institution. Athletic revenues will equal athletic expenditures unless there is an ending fund balance. A.C.A. § 6-62-804 prohibits athletic deficits. A designated athletic fee must be charged to the students by the institution if athletic-generated revenues (i.e., ticket sales, media/tournament/bowl, concessions/program sales, and game guarantees), foundations/clubs and other private gifts, other athletic income, auxiliary profits, and the allowable educational and general transfer do not cover the total expenditures for athletics.

The 2024-2025 total amount of athletic expenditures reported by state supported universities is \$282,780,685 and two-year colleges is \$6,159,889. The statewide total is \$288,940,574 – an increase of \$28,671,663 (11%) from \$260,268,911 in 2023-2024.

A comparison of 2024-2025 actual expenditures to 2024-2025 budgeted revenues certified to the Coordinating Board in July 2024 is also illustrated at the bottom of the summary chart. Certified budgeted expenditures for 2024-2025 totaled \$264,537,729 for all institutions. Total actual expenditures for 2024-2025 for all institutions exceeded this budgeted amount by 9.22% percent. Actual expenditures varied from the Board of Trustees certified budgeted expenditures by a range of 26 percent below to 67 percent over the budgeted amount.

Athletic expenditures since the 1990s have often grown faster than many institutions' overall budget. However, when athletics' expenditures and their interaction with educational and general income are examined together, a different perspective emerges. The importance of athletics to the educational and general budget becomes evident. Regrettably, such an analysis is beyond the scope and time constraints of this report.

Summary of Intercollegiate Athletic Revenues and Expenditures, 2024-2025

INSTITUTIONS	ASUJ	ATU	HSU	SAUM	UAF	UAFS	UALR	UAM	UAPB	UCA	4-yr TOTAL	ASUMH	ASUMS	ASUN	ASUTR	CCCUA	NAC	NPC	NHACC	PCCUA	SAC	SAUT	SBAC	UACRMI	2-yr TOTAL
TICKET SALES	\$1,202,189	\$193,078	\$47,393	\$4,990	\$62,047,025	\$16,334	\$253,124	\$30,414	\$465,941	\$519,119	\$64,784,206	\$0	\$4,776	\$2,921	\$5,380	\$3,560	\$4,825	\$0	\$0	\$0	\$9,606	\$14,385	\$9,925	\$0	\$46,378
STUDENT FEES	\$9,335,675	\$3,015,963	\$1,011,962	\$1,735,941	\$0	\$2,477,962	\$2,958,926	\$562,893	\$1,185,019	\$5,452,160	\$28,126,491	\$0	\$0	\$0	\$30,040	\$0	\$0	\$0	\$0	\$0	\$0	\$178,342	\$0	\$0	\$208,362
GAME GUARANTEES	\$1,989,116	\$25,000	\$0	\$0	\$1,013,014	\$424	\$176,000	\$186	\$1,249,519	\$930,500	\$5,461,259	\$0	\$0	\$0	\$0	\$1,350	\$0	\$0	\$0	\$0	\$0	\$0	\$0	\$0	\$1,350
CONTRIBUTIONS	\$862,741	\$0	\$10,363	\$0	\$27,697,113	\$113,291	\$0	\$0	\$0	\$100,136	\$28,793,644	\$0	\$0	\$0	\$81,212	\$0	\$0	\$0	\$0	\$0	\$300	\$74,162	\$25,268	\$0	\$180,942
NCAA CONFERENCE CONTRIBUTIONS	\$854,432	\$45,571	\$64,793	\$0	\$23,977,601	\$21,570	\$462,631	\$45,790	\$0	\$1,092,541	\$26,955,228	\$0	\$0	\$0	\$0	\$0	\$0	\$0	\$0	\$0	\$0	\$0	\$0	\$0	\$0
BROADCAST, TV, RADIO, INTERNET RIGHTS	\$0	\$0	\$0	\$0	\$42,407,177	\$24,528	\$0	\$0	\$0	\$0	\$42,631,706	\$0	\$0	\$0	\$0	\$0	\$0	\$0	\$0	\$0	\$0	\$0	\$0	\$0	\$0
PROGRAM SALES, CONCESSIONS, NOVETTES, PARKING	\$0	\$0	\$0	\$63,024	\$2,905,159	\$22,450	\$0	\$0	\$0	\$23,319	\$3,015,963	\$0	\$0	\$3,043	\$0	\$5,205	\$0	\$0	\$0	\$0	\$10,660	\$0	\$1,042	\$0	\$20,860
ROYALTIES, LICENSING, ADVERTISEMENTS, SPONSORSHIPS	\$278,656	\$35,041	\$0	\$10,466	\$19,413,185	\$52,120	\$126,000	\$0	\$0	\$248,640	\$20,164,108	\$0	\$0	\$0	\$0	\$77,675	\$0	\$0	\$0	\$0	\$0	\$20,833	\$0	\$0	\$96,508
SPORTS CAMPS REVENUES	\$0	\$141,216	\$0	\$74,966	\$96,222	\$52,971	\$0	\$0	\$0	\$0	\$365,375	\$0	\$0	\$0	\$0	\$425	\$12,795	\$0	\$0	\$0	\$0	\$6,021	\$0	\$0	\$19,241
ENDOWMENT AND INVESTMENT INCOME	\$59,165	\$1,071,799	\$0	\$0	\$430,435	\$0	\$0	\$0	\$0	\$0	\$1,561,389	\$25,661	\$0	\$0	\$35,650	\$0	\$0	\$0	\$0	\$0	\$0	\$0	\$0	\$0	\$62,311
OTHER INCOME	\$129,817	\$10,033	\$0	\$16,591	\$1,308,463	\$0	\$5,000	\$0	\$979,216	\$4,700	\$2,450,220	\$0	\$467,713	\$0	\$0	\$0	\$0	\$0	\$1,985	\$0	\$0	\$0	\$412,201	\$0	\$891,899
OWSP FEDERALLY FUNDED PORTION	\$0	\$12,575	\$0	\$0	\$0	\$3,608	\$0	\$46,049	\$0	\$216,899	\$279,531	\$0	\$0	\$0	\$0	\$0	\$0	\$0	\$0	\$0	\$0	\$0	\$0	\$0	\$0
OWSP	0%	100%	0%	0%	0%	0%	0%	100%	#DIV/0!	94%	81%	#DIV/0!	0%	0%	0%	0%	0%	0%	0%	0%	0%	0%	0%	0%	0%
TRANSFERS FOR MONTHLY ATHLETIC SPORTS PROGRAMS	\$6,277,537.76	\$0.00	\$2,625,253.32	\$0.00	\$0.00	\$0.00	\$3,571,878.00	\$0.00	\$0.00	\$0.00	\$12,474,639.28	\$0.00	\$0.00	\$0.00	\$0.00	\$0.00	\$81,336.14	\$0.00	\$0.00	\$0.00	\$0.00	\$0.00	\$0.00	\$0.00	\$91,336.14
OTHER AUXILIARY PROFITS	\$9,255,487	\$524,471	\$1,114,462	\$3,044,606	\$0	\$285,028	\$1,319,426	\$1,864,872	\$7,257,430	\$6,052,236	\$30,728,016	\$0	\$0	\$0	\$0	\$0	\$4,987	\$894,430	\$0	\$0	\$94,029	\$106,169	\$0	\$1,021,538	\$2,214,173
TRANSFERS FROM UNRESTRICTED EMG	\$3,475,258	\$2,850,219	\$1,607,776	\$1,710,652	\$0	\$1,662,441	\$2,850,461	\$1,662,441	\$1,625,618	\$3,163,746	\$19,715,162	\$130,000	\$0	\$127,000	\$16,1412	\$218,776	\$309,403	\$0	\$360,032	\$75,000	\$241,554	\$198,404	\$177,615	\$0	\$1,990,196
PRIORITY FUND BALANCE	\$0	\$19,321	\$0	\$0	\$0	\$0	\$0	\$391,023	\$0	\$0	\$519,343	\$108,333	\$0	\$91,412	\$0	\$0	\$0	\$0	\$0	\$16,5512	\$0	\$26,592	\$0	\$0	\$383,849
Total Revenues for Athletics	\$33,720,074	\$7,221,777	\$6,481,972	\$9,665,236	\$181,294,284	\$4,742,728	\$1,677,596	\$4,994,107	\$12,861,743	\$17,748,955	\$287,408,482	\$264,594	\$472,469	\$224,376	\$313,694	\$307,991	\$413,346	\$894,430	\$362,017	\$250,978	\$424,130	\$568,616	\$568,616	\$1,021,538	\$61,984,415

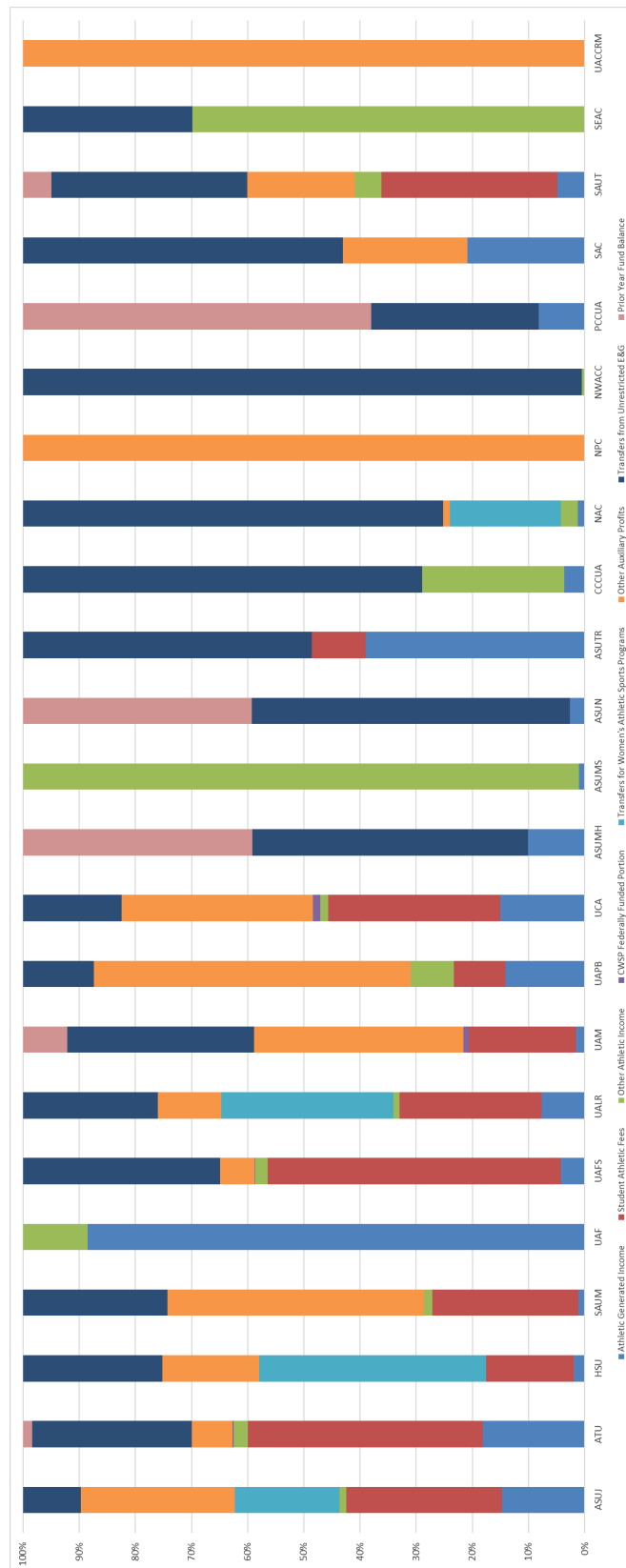
Summary of Intercollegiate Athletic Expenditures, 2024-2025

INSTITUTIONS																									
ASUJ	ATU	HSU	SAUM	UAF	UAFS	UALR	UAM	UAPB	UCA	4-yr TOTAL	ASUMH	ASUMS	ASUN	ASUTR	CCCUA	NAC	NPC	NWACC	PCCUA	SAC	SAUT	SEAC	UACRMI	2-yr TOTAL	
SALARIES	\$1,674,899	\$1,631,872	\$1,788,134	\$57,080,666	\$1,058,301	\$2,933,681	\$1,017,872	\$2,487,900	\$3,804,712	\$79,804,168	\$27,464	\$88,505	\$56,325	\$118,959	\$51,098	\$81,327	\$251,554	\$180,111	\$51,129	\$103,834	\$139,925	\$104,944	\$206,094	\$1,452,189	
BUDGETED FTE PORTIONS																									
FRINGE BENEFITS	\$529,674	\$452,476	\$552,750	\$9,972,248	\$296,638	\$797,316	\$351,867	\$73,891	\$1,138,995	\$16,444,751	\$14,341	\$16,027	\$6,940	\$44,680	\$5,890	\$19,909	\$81,950	\$52,458	\$9,478	\$34,047	\$56,838	\$42,070	\$53,951	\$435,769	
FRINGE BENEFITS AS A % OF SALARIES	27.5%	31.1%	27.7%	31.4%	17.5%	28.0%	34.6%	23.0%	31.6%	20.6%	52.2%	18.1%	15.9%	37.6%	11.5%	20.8%	32.6%	29.1%	18.5%	32.8%	42.6%	40.1%	25.9%	30.0%	
EXTRA HELP	\$135,382	\$104,083	\$168,840	\$1,667,534	\$25,121	\$370,647	\$316,007	\$288,640	\$286,819	\$3,843,421	\$36,530	\$11,823	\$2,310	\$35,385	\$0	\$7,035	\$118,384	\$11,431	\$6,874	\$7,420	\$77,466	\$83,806	\$17,288	\$418,732	
OVER TOTAL COST (FEDERAL AND STATE MATCH)																									
ATHLETIC SCHOLARSHIPS	\$8,051,388	\$2,121,978	\$2,485,852	\$2,087,284	\$14,972,130	\$1,166,694	\$3,073,313	\$1,516,751	\$2,479,590	\$5,864,507	\$20,469	\$57,204	\$0	\$35,650	\$0	\$87,354	\$248,845	\$0	\$83,905	\$98,865	\$106,942	\$173,930	\$407,036	\$1,301,200	
RECRUITING	\$1,052,722	\$41,444	\$35,161	\$24,689	\$3,466,031	\$19,179	\$247,950	\$29,817	\$2,942	\$308,749	\$5,228,485	\$7,848	\$0	\$20,566	\$0	\$11,180	\$0	\$0	\$4,154	\$0	\$0	\$0	\$0	\$51,929	
TEAM TRAVEL	\$8,854,472	\$839,798	\$776,349	\$793,087	\$13,120,256	\$779,472	\$1,828,344	\$523,187	\$4,284,441	\$3,864,774	\$74,257	\$78,743	\$34,713	\$41,936	\$50,246	\$76,196	\$163,928	\$28,730	\$14,502	\$94,775	\$54,727	\$86,452	\$107,175	\$906,360	
SPORTS EQUIPMENT, UNIFORMS, SUPPLIES	\$2,215,000	\$383,530	\$293,147	\$265,777	\$4,877,530	\$404,404	\$825,250	\$391,601	\$318,261	\$672,535	\$10,657,035	\$58,932	\$142,334	\$0	\$488	\$77,673	\$37,441	\$0	\$28,719	\$29,737	\$31,325	\$76,051	\$38,973	\$104,896	
CONCESSIONS PROGRAMS																									
GAME EXPENSES	\$20,559	\$100,932	\$120,129	\$8,626,527	\$7,652	\$276,798	\$104,618	\$1,153,596	\$800,470	\$12,945,818	\$7,120	\$40,961	\$47,839	\$14,508	\$88,151	\$29,575	\$118,770	\$18,886	\$10,119	\$22,858	\$20,545	\$19,973	\$24,784	\$447,191	
GAME GUARANTEES	\$682,213	\$0	\$11,000	\$5,500	\$5,458,842	\$5,750	\$0	\$10,500	\$53,000	\$38,000	\$6,289,605	\$0	\$0	\$0	\$0	\$0	\$0	\$0	\$0	\$0	\$0	\$0	\$0	\$0	
FUNDRAISING, MARKETING, PROMOTIONS	\$198,281	\$4,673	\$0	\$0	\$1,343,220	\$1,939	\$136,501	\$0	\$7,480	\$1,702,074	\$0	\$0	\$263	\$0	\$2,562	\$0	\$0	\$10,030	\$0	\$3,688	\$0	\$309	\$0	\$17,752	
SPORTS CAMPS EXPENSES	\$0	\$4,473	\$0	\$64,249	\$0	\$59,596	\$0	\$0	\$0	\$129,318	\$0	\$0	\$0	\$0	\$0	\$7,891	\$0	\$0	\$418	\$0	\$0	\$0	\$0	\$8,309	
DIRECT FACILITIES, MAINTENANCE, REPAIRS	\$1,828,044	\$277,127	\$274,578	\$2,218	\$8,943,271	\$503,694	\$490,726	\$121,091	\$455,269	\$528,961	\$13,434,280	\$0	\$8,655	\$45,326	\$10,000	\$0	\$29,087	\$0	\$4,254	\$10,948	\$0	\$11,518	\$6,041	\$0	\$125,829
DEBT SERVICE	\$0	\$227,500	\$0	\$177,868	\$18,520,485	\$0	\$0	\$18,977	\$0	\$654,685	\$19,695,515	\$0	\$0	\$0	\$0	\$0	\$0	\$0	\$0	\$0	\$0	\$0	\$0	\$0	
SPRINT GROUPS	\$0	\$0	\$0	\$239,906	\$1,384,110	\$216,781	\$17,812	\$63,173	\$0	\$44,328	\$1,986,110	\$0	\$0	\$0	\$0	\$0	\$0	\$550	\$0	\$0	\$0	\$0	\$0	\$550	
MEDICAL EXPENSES AND MEDICAL INSURANCE	\$362,893	\$178,836	\$110,382	\$99,405	\$2,170,359	\$38,815	\$68,833	\$271,763	\$0	\$207,718	\$3,508,984	\$9,500	\$10,619	\$0	\$0	\$5,690	\$22,297	\$0	\$3,119	\$10,700	\$14,470	\$24,846	\$21,188	\$9,845	\$132,284
MEMBERSHIPS AND DUES	\$120,485	\$58,940	\$31,482	\$8,451	\$56,530	\$601,000	\$11,957	\$31,975	\$5,320	\$76,299	\$461,539	\$8,533	\$11,033	\$0	\$9,108	\$12,041	\$13,893	\$0	\$15,428	\$10,573	\$12,748	\$8,358	\$9,423	\$0	\$112,138
OTHER OPERATING EXPENDITURES	\$1,548,868	\$703,887	\$193,264	\$367,748	\$18,037,607	\$0	\$588,868	\$78,618	\$748,893	\$79,135	\$22,346,888	\$0	\$63,855	\$8,094	\$0	\$2,470	\$4,340	\$0	\$14,292	\$10,917	\$0	\$0	\$2,797	\$53,844	\$103,340
TRANSFERS TO OTHER FUNDS/ACCOUNTS																									
OTHER FINANCIAL USES																									
Total Expenditures for Athletics																									
	\$33,720,074	\$7,221,777	\$6,470,857	\$6,085,236	\$176,878,113	\$4,742,728	\$11,677,586	\$4,994,107	\$12,861,743	\$17,448,965	\$26,694	\$472,489	\$224,276	\$313,684	\$307,991	\$413,346	\$984,430	\$382,017	\$200,978	\$424,130	\$568,816	\$889,816	\$893,012	\$6,169,889	
First Balance																									
2024-2025 Budgeted Expenditures Confirmed July 2024	\$20,211,281	\$6,573,893	\$6,298,249	\$6,416,709	\$173,887,221	\$4,303,585	\$11,391,261	\$4,284,075	\$7,473,316	\$16,442,510	\$194,252	\$498,000	\$169,800	\$275,228	\$285,223	\$427,383	\$1,058,457	\$423,974	\$211,660	\$446,181	\$735,406	\$735,406	\$1,336,349	\$6,084,409	
Difference between Expenditures & Budgeted Balance	67%	10%	3%	41%	2%	10%	3%	17%	72%	6%	5%	36%	27%	32%	14%	8%	3%	7%	15%	19%	5%	19%	20%	26%	8%

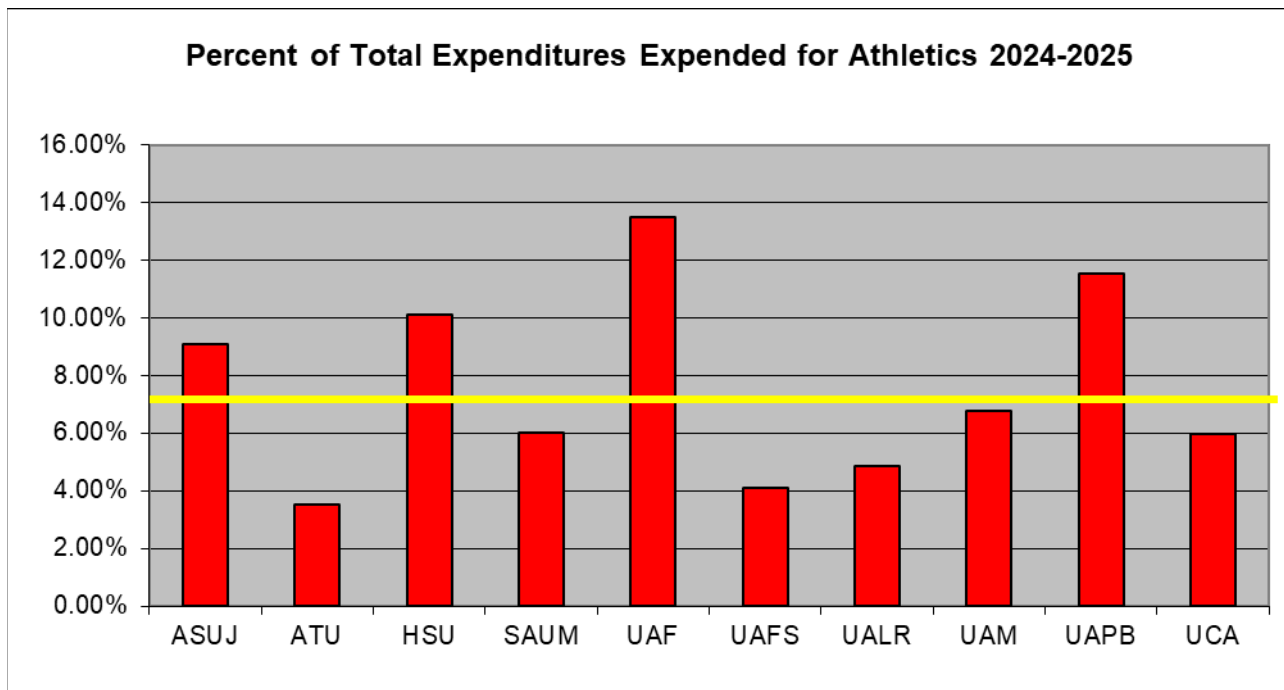
E X P E N D I T U R E S

The graph below looks at the revenue sources as a percent of total revenue which provides perspective on how dependent some institutions are on athletic fees, other auxiliary profits and E&G transfers to support their athletic program. The allowable athletic transfer from E&G revenue should be noted in this graph. The 2024-2025 allowable transfer from E&G was the greater of either 2 percent of the institutions' FY23 Unrestricted E&G Revenues or \$1,662,441 for universities and \$187 per FTE for colleges regardless of the size of the institution or level of the athletic competition. For some institutions, the E&G transfer is less than 10 percent of the revenue but for others it represents up to 99.5 percent of the revenue.

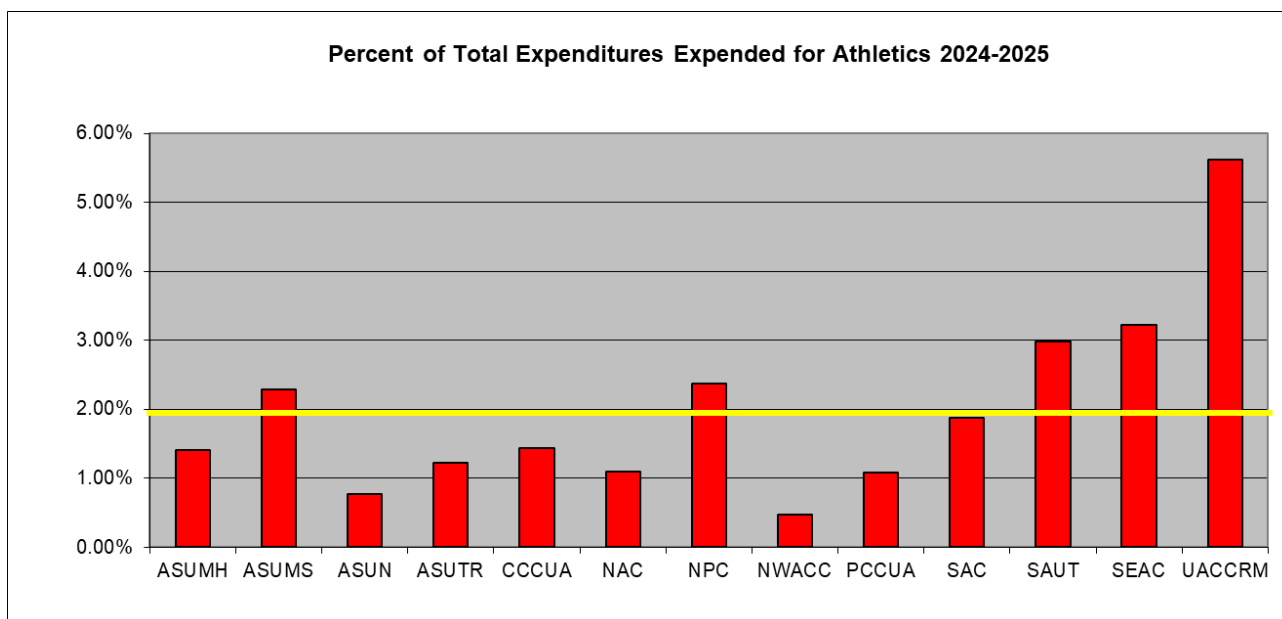
Athletic Revenue by Source 2024-2025



The following graph presents athletic expenditures as a percentage of the total institutional expenditures. The heavy yellow horizontal line represents the average for the institutions. The average athletic expenditure (excluding UAF) for 2024-2025 represented only 7.17 percent of the total of the universities' expenditures. When UAF is included, that brings the average up to the 7.55 percent reflected in the below graph.



The average athletic expenditure for 2024-2025 represented only 1.99 percent of the total of the colleges' expenditures.



RECOMMENDATIONS

- Continue to work with institutions to monitor and refine the Productivity Funding Model policies to ensure adequate funding is available to meet student needs, innovation is encouraged, and that the policies continue to respond to attainment goals and priorities of the state.
- AHECB, ADHE and institutions of higher education work with the legislature toward alignment of institutional funding policies, state financial aid policies, and tuition policies in a way that prioritizes higher education affordability.

Appendices

Appendix A:

Operating Margins and Fund Balances

Table A-1. Universities Unrestricted E&G Operating Margins 2015-16 and 2020-2021 to 2024-2025

		2015-16		2020-2021	2021-2022	2022-2023	2023-2024	2024-2025
ASUJ	Total Expenditures	\$165,677,597		\$162,752,356	\$169,036,629	\$174,948,405	\$187,812,572	\$200,614,275
	FTE Enrollment	12,450		12,205	12,004	11,998	13,194	14,584
	Revenues:							
	Tuition & Fees	\$94,776,124		\$96,083,949	\$95,146,661	\$97,422,935	\$109,974,170	\$122,129,982
	Other	\$9,463,330		\$6,354,388	\$5,955,210	\$7,972,419	\$8,386,629	\$9,087,469
	State Funds	\$62,881,380		\$64,691,676	\$66,848,825	\$68,367,532	\$69,451,774	\$69,254,402
	Total Revenue	\$167,120,834		\$167,130,013	\$167,950,696	\$173,762,886	\$187,812,572	\$200,471,852
	Operating Margin	\$1,443,237		\$4,377,657	(\$1,085,933)	(\$1,185,519)	\$0	(\$142,423)
	Percent of Expenditures	0.87%		2.69%	-0.64%	-0.68%	0.00%	-0.07%
ATU	Total Expenditures	\$96,689,704		\$97,788,653	\$100,583,413	\$101,019,993	\$91,198,884	\$96,184,305
	FTE Enrollment	8,178		7,799	7,027	6,728	6,626	6,260
	Revenues:							
	Tuition & Fees	\$60,980,667		\$60,417,699	\$55,815,908	\$53,672,837	\$53,385,215	\$49,993,097
	Other	\$4,012,150		\$3,717,412	\$15,583,301	\$10,447,696	\$11,151,671	\$11,829,158
	State Funds	\$31,908,441		\$33,972,018	\$34,828,372	\$38,390,411	\$37,589,233	\$36,964,729
	Total Revenue	\$96,901,258		\$98,107,129	\$106,227,581	\$102,510,944	\$102,126,119	\$98,786,984
	Operating Margin	\$211,554		\$318,476	\$5,644,168	\$1,490,951	\$10,927,235	\$2,602,679
	Percent of Expenditures	0.22%		0.33%	5.61%	1.48%	11.98%	2.71%
HSU	Total Expenditures	\$50,062,623		\$54,997,490	\$47,695,323	\$39,729,160	\$23,320,308	\$45,439,688
	FTE Enrollment	3,245		2,884	2,598	2,201	1,860	1,827
	Revenues:							
	Tuition & Fees	\$26,279,333		\$25,602,436	\$23,907,512	\$20,552,698	\$17,896,275	\$19,826,492
	Other	\$1,098,332		\$860,779	\$1,385,880	\$1,327,099	\$1,751,743	\$1,442,105
	State Funds	\$21,034,398		\$21,543,334	\$22,166,496	\$22,494,046	\$22,575,600	\$22,257,378
	Total Revenue	\$48,412,063		\$48,006,549	\$47,459,888	\$44,373,843	\$42,223,618	\$43,525,975
	Operating Margin	(\$1,650,560)		(\$6,990,941)	(\$235,435)	\$4,644,683	\$18,903,310	(\$1,913,713)
	Percent of Expenditures	-3.30%		-12.71%	-0.49%	11.69%	81.06%	-4.21%
SAUM	Total Expenditures	\$51,669,131		\$59,134,603	\$58,981,345	\$72,381,816	\$68,955,011	\$73,297,275
	FTE Enrollment	3,930		3,890	3,994	4,288	4,239	3,913
	Revenues:							
	Tuition & Fees	\$33,189,267		\$38,976,397	\$41,737,940	\$48,839,780	\$48,313,745	\$44,482,695
	Other	\$2,314,030		\$2,236,955	\$2,488,113	\$4,299,032	\$3,483,331	\$3,744,696
	State Funds	\$16,983,378		\$18,757,621	\$18,917,749	\$19,243,003	\$19,040,768	\$19,007,157
	Total Revenue	\$52,486,675		\$59,970,973	\$63,143,803	\$72,381,816	\$70,837,844	\$67,234,549
	Operating Margin	\$817,544		\$836,370	\$4,162,458	\$0	\$1,882,833	(\$6,062,726)
	Percent of Expenditures	1.58%		1.41%	7.06%	0.00%	2.73%	-8.27%
UAF	Total Expenditures	\$403,271,461		\$441,490,816	\$467,396,512	\$541,852,003	\$598,023,261	\$595,417,559
	FTE Enrollment	24,456		25,227	26,188	28,072	29,556	31,078
	Revenues:							
	Tuition & Fees	\$265,662,890		\$320,501,264	\$332,162,581	\$361,445,464	\$387,098,600	\$418,705,238
	Other	\$24,663,501		\$17,729,329	\$19,003,419	\$45,016,947	\$68,726,453	\$78,041,493
	State Funds	\$127,579,023		\$134,322,936	\$139,536,282	\$144,722,635	\$149,654,774	\$150,496,801
	Total Revenue	\$417,905,414		\$472,553,529	\$490,702,281	\$551,185,047	\$605,479,828	\$647,243,533
	Operating Margin	\$14,633,953		\$31,062,713	\$23,305,769	\$9,333,044	\$7,456,566	\$51,825,974
	Percent of Expenditures	3.63%		7.04%	4.99%	1.72%	1.25%	8.70%

Table A-1. (cont.) Universities Unrestricted E&G Operating Margins 2015-16 and 2020-2021 to 2024-2025

		2015-16		2020-2021	2021-2022	2022-2023	2023-2024	2024-2025
UAFS	Total Expenditures	\$62,176,539		\$64,717,167	\$57,310,738	\$60,345,832	\$63,504,180	\$67,141,115
	FTE Enrollment	5,409		4,574	4,230	4,151	4,274	4,267
	Revenues:							
	Tuition & Fees	\$32,108,775		\$32,464,425	\$30,469,828	\$31,549,096	\$33,323,270	\$36,152,696
	Other	\$7,592,668		\$9,178,280	\$5,345,218	\$2,083,307	\$3,683,149	\$3,040,458
	State Funds	\$23,895,393		\$24,220,292	\$25,150,911	\$26,531,806	\$26,635,265	\$26,262,157
	Total Revenue	\$63,596,836		\$65,862,997	\$60,965,957	\$60,164,209	\$63,641,684	\$65,455,311
	Operating Margin	\$1,420,297		\$1,145,830	\$3,655,219	(\$181,623)	\$137,504	(\$1,685,804)
	Percent of Expenditures	2.28%		1.77%	6.38%	-0.30%	0.22%	-2.51%
UALR	Total Expenditures	\$148,144,016		\$114,584,500	\$138,608,842	\$135,594,292	\$141,247,751	\$141,422,146
	FTE Enrollment	8,722		6,655	6,124	6,045	6,002	6,279
	Revenues:							
	Tuition & Fees	\$74,498,288		\$65,553,716	\$62,835,194	\$58,906,660	\$62,818,783	\$63,900,973
	Other	\$6,870,184		\$2,913,900	\$3,763,153	\$7,886,159	\$8,847,715	\$11,852,066
	State Funds	\$66,716,004		\$67,151,893	\$68,895,674	\$68,790,380	\$69,675,239	\$69,352,898
	Total Revenue	\$148,084,476		\$135,619,509	\$135,494,021	\$135,583,199	\$141,341,737	\$145,105,937
	Operating Margin	(\$59,540)		\$21,035,009	(\$3,114,821)	(\$11,093)	\$93,986	\$3,683,791
	Percent of Expenditures	-0.04%		18.36%	-2.25%	-0.01%	0.07%	2.60%
UAM	Total Expenditures	\$31,172,390		\$34,662,197	\$32,879,978	\$33,062,076	\$38,135,840	\$37,019,992
	FTE Enrollment	2,380		2,365	2,272	2,246	2,326	2,324
	Revenues:							
	Tuition & Fees	\$16,265,576		\$18,335,172	\$16,031,205	\$16,572,795	\$17,593,961	\$17,709,269
	Other	\$947,618		\$2,625,493	\$2,055,670	\$863,109	\$1,402,568	\$1,455,739
	State Funds	\$14,169,126		\$15,036,281	\$15,122,259	\$16,005,009	\$15,825,866	\$15,543,643
	Total Revenue	\$31,382,320		\$35,996,946	\$33,209,134	\$33,440,913	\$34,822,395	\$34,708,651
	Operating Margin	\$209,930		\$1,334,749	\$329,156	\$378,837	(\$3,313,445)	(\$2,311,341)
	Percent of Expenditures	0.67%		3.85%	1.00%	1.15%	-8.69%	-6.24%
UAPB	Total Expenditures	\$45,042,924		\$46,600,320	\$59,997,210	\$57,419,972	\$51,492,431	\$54,170,841
	FTE Enrollment	2,502		2,329	2,275	2,028	1,868	1,840
	Revenues:							
	Tuition & Fees	\$17,837,577		\$19,367,357	\$20,198,731	\$20,836,336	\$18,663,731	\$19,516,231
	Other	\$757,005		\$957,172	\$1,204,728	\$791,518	\$2,056,234	\$2,038,691
	State Funds	\$23,683,131		\$28,427,100	\$29,039,314	\$25,537,381	\$25,374,751	\$30,736,481
	Total Revenue	\$42,277,713		\$48,751,629	\$50,442,773	\$47,165,235	\$46,094,716	\$52,291,403
	Operating Margin	(\$2,765,211)		\$2,151,309	(\$9,554,437)	(\$10,254,737)	(\$5,397,715)	(\$1,879,438)
	Percent of Expenditures	-6.14%		4.62%	-15.92%	-17.86%	-10.48%	-3.47%
UCA	Total Expenditures	\$153,086,649		\$145,204,974	\$149,216,240	\$155,666,947	\$159,326,736	\$164,777,395
	FTE Enrollment	10,691		9,441	9,133	9,048	8,974	9,316
	Revenues:							
	Tuition & Fees	\$81,892,796		\$84,615,496	\$84,598,009	\$85,132,721	\$87,561,094	\$94,964,683
	Other	\$2,853,419		\$1,777,877	\$3,381,503	\$6,854,243	\$7,721,284	\$7,388,497
	State Funds	\$58,475,054		\$60,766,794	\$62,431,339	\$63,850,330	\$64,409,277	\$63,551,081
	Total Revenue	\$143,221,269		\$147,160,167	\$150,410,851	\$155,837,294	\$159,691,655	\$165,904,261
	Operating Margin	(\$9,865,380)		\$1,955,193	\$1,194,611	\$170,347	\$364,919	\$1,126,866
	Percent of Expenditures	-6.44%		1.35%	0.80%	0.11%	0.23%	0.68%

**Note - Often negative operating margins are the result of expending prior year fund balances to complete a serious deferred maintenance problem.*

Table A-2. Two-Year College Unrestricted E&G Operating Margins 2015-16 and 2020-2021 to 2024-2025

		2015-16		2020-2021	2021-2022	2022-2023	2023-2024	2024-2025
ANC	Total Expenditures	\$13,290,446		\$12,574,011	\$12,235,254	\$16,370,627	\$15,565,692	\$18,816,542
	FTE Enrollment	917		827	776	802	773	820
	Revenues:							
	Tuition & Fees	\$2,543,129		\$2,748,343	\$2,685,953	\$1,836,837	\$1,970,609	\$2,319,053
	Other	\$743,300		\$1,403,202	\$4,009,130	\$4,495,951	\$3,116,432	\$3,122,404
	State Funds	\$10,216,031		\$10,406,417	\$10,617,654	\$10,711,413	\$10,861,246	\$10,903,757
	Total Revenue	\$13,502,460		\$14,557,962	\$17,312,737	\$17,044,201	\$15,948,287	\$16,345,214
	Operating Margin	\$212,014		\$1,983,951	\$5,077,483	\$673,574	\$382,595	(\$2,471,328)
	Percent of Expenditures	1.60%		15.78%	41.50%	4.11%	2.46%	-13.13%
ASUB	Total Expenditures	\$26,668,240		\$23,381,591	\$22,501,441	\$24,999,122	\$25,239,286	\$26,563,768
	FTE Enrollment	2,899		2,148	1,980	2,059	2,153	2,359
	Revenues:							
	Tuition & Fees	\$10,298,303		\$8,252,503	\$7,750,569	\$7,636,363	\$8,743,166	\$9,456,015
	Other	\$2,021,982		\$3,022,463	\$3,338,991	\$3,412,992	\$3,529,654	\$3,860,017
	State Funds	\$14,122,727		\$14,297,628	\$14,277,612	\$14,345,982	\$14,470,529	\$14,514,876
	Total Revenue	\$26,443,012		\$25,572,594	\$25,367,172	\$25,395,337	\$26,743,349	\$27,830,908
	Operating Margin	(\$225,228)		\$2,191,003	\$2,865,731	\$396,215	\$1,504,063	\$1,267,140
	Percent of Expenditures	-0.84%		9.37%	12.74%	1.58%	5.96%	4.77%
ASUMH	Total Expenditures	\$10,565,591		\$10,285,927	\$9,826,303	\$9,724,185	\$10,758,534	\$11,531,306
	FTE Enrollment	1,086		840	825	851	892	871
	Revenues:							
	Tuition & Fees	\$4,413,118		\$3,805,066	\$3,762,874	\$3,921,637	\$4,511,656	\$4,769,555
	Other	\$1,620,938		\$2,028,703	\$1,943,836	\$2,259,823	\$2,504,054	\$2,666,428
	State Funds	\$4,722,039		\$4,507,691	\$4,434,016	\$4,361,814	\$4,388,263	\$4,519,783
	Total Revenue	\$10,756,095		\$10,341,460	\$10,140,726	\$10,543,274	\$11,403,973	\$11,955,766
	Operating Margin	\$190,504		\$55,533	\$314,423	\$819,089	\$645,439	\$424,460
	Percent of Expenditures	1.80%		0.54%	3.20%	8.42%	6.00%	3.68%
ASUMS	Total Expenditures	\$12,675,161		\$11,191,043	\$11,469,056	\$11,303,683	\$11,181,769	\$11,927,971
	FTE Enrollment	1,069		702	638	593	593	688
	Revenues:							
	Tuition & Fees	\$4,275,451		\$2,617,185	\$2,451,653	\$2,251,488	\$2,409,583	\$2,872,889
	Other	\$1,945,429		\$1,355,745	\$1,189,926	\$1,076,484	\$1,319,870	\$1,391,841
	State Funds	\$7,576,777		\$7,760,297	\$7,815,161	\$7,733,216	\$7,850,085	\$7,731,610
	Total Revenue	\$13,797,657		\$11,733,227	\$11,456,740	\$11,061,188	\$11,579,538	\$11,996,340
	Operating Margin	\$1,122,496		\$542,184	(\$12,316)	(\$242,495)	\$397,769	\$68,369
	Percent of Expenditures	8.86%		4.84%	-0.11%	-2.15%	3.56%	0.57%
ASUN	Total Expenditures	\$17,500,408		\$13,561,294	\$13,267,374	\$18,132,137	\$16,264,245	\$17,247,195
	FTE Enrollment	1,838		1,626	1,677	1,493	1,598	1,714
	Revenues:							
	Tuition & Fees	\$7,054,757		\$6,683,755	\$7,138,107	\$7,103,907	\$7,663,745	\$8,361,750
	Other	\$1,207,028		\$1,286,609	\$1,315,354	\$1,629,611	\$2,314,776	\$1,766,072
	State Funds	\$7,409,921		\$8,215,653	\$8,178,003	\$8,004,343	\$7,968,540	\$7,977,440
	Total Revenue	\$15,671,706		\$16,186,017	\$16,631,464	\$16,737,861	\$17,947,061	\$18,105,262
	Operating Margin	(\$1,828,702)		\$2,624,723	\$3,364,090	(\$1,394,276)	\$1,682,816	\$858,067
	Percent of Expenditures	-10.45%		19.35%	25.36%	-7.69%	10.35%	4.98%
ASUTR	Total Expenditures	\$7,816,115		\$7,325,025	\$7,478,798	\$8,859,001	\$9,930,506	\$9,619,644
	FTE Enrollment	805		676	797	857	921	966
	Revenues:							
	Tuition & Fees	\$3,120,200		\$2,877,603	\$2,963,797	\$3,230,465	\$3,464,260	\$4,197,212
	Other	\$282,864		\$174,923	\$142,084	\$332,857	\$105,425	\$167,794
	State Funds	\$4,683,647		\$4,662,856	\$4,563,464	\$4,507,283	\$4,537,746	\$4,537,746
	Total Revenue	\$8,086,711		\$7,715,382	\$7,669,345	\$8,070,605	\$8,107,431	\$8,902,752
	Operating Margin	\$270,596		\$390,357	\$190,547	(\$788,396)	(\$1,823,075)	(\$716,892)
	Percent of Expenditures	3.46%		5.33%	2.55%	-8.90%	-18.36%	-7.45%
BRTC	Total Expenditures	\$14,104,806		\$12,714,743	\$12,874,368	\$13,597,516	\$15,265,021	\$16,767,821
	FTE Enrollment	1,270		1,090	1,082	1,127	1,086	1,182
	Revenues:							
	Tuition & Fees	\$5,181,804		\$6,084,064	\$5,806,430	\$6,447,553	\$6,457,894	\$9,791,449
	Other	\$157,892		\$292,279	\$260,922	\$209,885	\$2,529,533	\$152,957
	State Funds	\$8,358,725		\$8,267,940	\$8,087,573	\$8,053,050	\$8,200,821	\$8,566,515
	Total Revenue	\$13,698,421		\$14,644,283	\$14,154,925	\$14,710,488	\$17,188,248	\$18,510,921
	Operating Margin	(\$406,385)		\$1,929,540	\$1,280,557	\$1,112,972	\$1,923,227	\$1,743,100
	Percent of Expenditures	-2.88%		15.18%	9.95%	8.19%	12.60%	10.40%
CCCUA	Total Expenditures	\$9,570,044		\$8,842,494	\$11,547,418	\$10,946,635	\$11,875,689	\$13,205,908
	FTE Enrollment	965		893	857	853	828	833
	Revenues:							
	Tuition & Fees	\$3,640,662		\$3,952,998	\$3,696,214	\$3,744,370	\$3,955,080	\$3,856,098
	Other	\$1,403,000		\$1,652,214	\$2,006,111	\$2,195,209	\$2,386,594	\$2,867,768
	State Funds	\$4,746,139		\$4,826,427	\$4,941,383	\$5,159,458	\$5,133,874	\$5,108,592
	Total Revenue	\$9,789,801		\$10,431,639	\$10,643,708	\$11,099,037	\$11,475,548	\$11,832,458
	Operating Margin	\$219,757		\$1,589,145	(\$903,710)	\$152,402	(\$400,141)	(\$1,373,450)
	Percent of Expenditures	2.30%		17.97%	-7.83%	1.39%	-3.37%	-10.40%

Table A-2. (cont.) Two-Year College Unrestricted E&G Operating Margins 2015-16 and 2020-2021 to 2024-2025

		2015-16		2020-2021	2021-2022	2022-2023	2023-2024	2024-2025
NAC	Total Expenditures	\$13,280,251		\$12,711,483	\$17,691,133	\$15,900,716	\$15,777,088	\$16,541,640
	FTE Enrollment	1,314		1,148	1,225	1,258	1,295	1,333
	Revenues:							
	Tuition & Fees	\$4,287,268		\$4,928,551	\$5,348,483	\$6,259,178	\$7,013,736	\$7,574,061
	Other	\$451,930		\$456,303	\$346,316	\$392,571	\$471,343	\$484,026
	State Funds	\$9,001,126		\$8,994,083	\$11,828,989	\$8,818,380	\$8,895,535	\$8,909,241
	Total Revenue	\$13,740,324		\$14,378,937	\$17,523,789	\$15,470,129	\$16,380,613	\$16,967,328
	Operating Margin	\$460,073		\$1,667,454	(\$167,345)	(\$430,587)	\$603,525	\$425,689
	Percent of Expenditures	3.46%		13.12%	-0.95%	-2.71%	3.83%	2.57%
NPC	Total Expenditures	\$16,792,936		\$17,061,148	\$17,119,630	\$17,969,354	\$24,577,153	\$19,083,518
	FTE Enrollment	1,908		1,622	1,586	1,610	1,601	1,726
	Revenues:							
	Tuition & Fees	\$6,903,185		\$6,980,468	\$6,860,735	\$8,019,114	\$8,112,943	\$8,802,533
	Other	\$54,202		\$38,833	\$86,982	\$154,041	\$235,654	\$288,641
	State Funds	\$10,876,872		\$10,926,851	\$11,190,424	\$11,783,856	\$11,702,867	\$11,553,077
	Total Revenue	\$17,834,259		\$17,946,152	\$18,138,141	\$19,957,011	\$20,051,464	\$20,644,251
	Operating Margin	\$1,041,323		\$885,004	\$1,018,511	\$1,987,657	(\$4,525,689)	\$1,560,733
	Percent of Expenditures	6.20%		5.19%	5.95%	11.06%	-18.41%	8.18%
NWACC	Total Expenditures	\$39,313,255		\$39,497,670	\$43,583,761	\$37,672,384	\$41,502,186	\$47,747,504
	FTE Enrollment	4,883		4,382	4,130	4,496	4,720	5,088
	Revenues:							
	Tuition & Fees	\$22,555,743		\$23,171,155	\$19,709,807	\$23,797,334	\$24,611,621	\$29,654,171
	Other	\$7,275,780		\$9,438,629	\$504,207	\$9,269,070	\$10,962,074	\$11,421,265
	State Funds	\$11,646,661		\$13,362,899	\$22,448,571	\$13,590,440	\$13,366,112	\$13,279,729
	Total Revenue	\$41,478,184		\$45,972,683	\$42,662,585	\$46,656,844	\$48,939,807	\$54,355,165
	Operating Margin	\$2,164,929		\$6,475,013	(\$921,176)	\$8,984,460	\$7,437,621	\$6,607,661
	Percent of Expenditures	5.51%		16.39%	-2.11%	23.85%	17.92%	13.84%
OZC	Total Expenditures	\$8,708,835		\$9,145,089	\$9,205,985	\$9,263,470	\$10,879,109	\$10,806,404
	FTE Enrollment	812		728	702	665	645	677
	Revenues:							
	Tuition & Fees	\$3,385,560		\$3,745,392	\$3,667,264	\$3,829,554	\$4,134,803	\$4,451,042
	Other	\$723,823		\$802,829	\$1,837,347	\$692,875	\$995,161	\$1,238,190
	State Funds	\$4,398,316		\$4,351,888	\$4,529,458	\$4,608,108	\$4,683,832	\$4,520,125
	Total Revenue	\$8,507,698		\$8,900,109	\$10,034,069	\$9,130,536	\$9,813,796	\$10,209,357
	Operating Margin	(\$201,137)		(\$244,980)	\$828,084	(\$132,934)	(\$1,065,313)	(\$597,047)
	Percent of Expenditures	-2.31%		-2.68%	9.00%	-1.44%	-9.79%	-5.52%
PCCUA	Total Expenditures	\$15,802,178		\$14,295,103	\$16,056,662	\$16,861,775	\$16,786,201	\$16,604,614
	FTE Enrollment	942		712	755	771	839	740
	Revenues:							
	Tuition & Fees	\$2,696,184		\$2,311,596	\$2,508,177	\$2,436,104	\$2,692,349	\$2,370,596
	Other	\$3,262,405		\$3,259,826	\$3,938,852	\$4,109,988	\$3,859,974	\$3,726,116
	State Funds	\$10,349,799		\$10,486,054	\$10,804,550	\$10,872,602	\$10,814,196	\$10,654,678
	Total Revenue	\$16,308,388		\$16,057,476	\$17,251,579	\$17,418,694	\$17,366,519	\$16,751,390
	Operating Margin	\$506,210		\$1,762,373	\$1,194,917	\$556,919	\$580,318	\$146,776
	Percent of Expenditures	3.20%		12.33%	7.44%	3.30%	3.46%	0.88%
SAC	Total Expenditures	\$11,711,648		\$9,946,070	\$9,356,963	\$10,686,178	\$11,794,474	\$12,386,892
	FTE Enrollment	1,076		877	873	880	861	842
	Revenues:							
	Tuition & Fees	\$4,542,271		\$3,883,941	\$4,232,546	\$3,601,676	\$3,744,356	\$3,592,086
	Other	\$315,734		\$304,822	\$0	\$1,043,621	\$1,196,337	\$1,350,659
	State Funds	\$7,029,201		\$7,113,622	\$7,238,922	\$7,432,964	\$7,498,527	\$7,392,280
	Total Revenue	\$11,887,207		\$11,302,385	\$11,471,468	\$12,078,261	\$12,439,220	\$12,335,025
	Operating Margin	\$175,559		\$1,356,315	\$2,114,504	\$1,392,083	\$644,746	(\$51,867)
	Percent of Expenditures	1.50%		13.64%	22.60%	13.03%	5.47%	-0.42%
SAUT	Total Expenditures	\$10,781,730		\$10,966,465	\$12,486,788	\$11,764,246	\$11,250,707	\$12,512,140
	FTE Enrollment	1,084		821	800	773	718	759
	Revenues:							
	Tuition & Fees	\$4,457,094		\$4,103,870	\$4,082,186	\$4,339,594	\$4,154,713	\$4,007,469
	Other	\$587,104		\$1,545,311	\$2,499,166	\$1,665,206	\$1,166,145	\$974,029
	State Funds	\$5,915,047		\$5,870,731	\$6,061,945	\$5,869,767	\$5,783,553	\$5,864,076
	Total Revenue	\$10,959,245		\$11,519,912	\$12,643,297	\$11,874,567	\$11,104,411	\$10,845,574
	Operating Margin	\$177,515		\$553,447	\$156,509	\$110,321	(\$146,296)	(\$1,666,566)
	Percent of Expenditures	1.65%		5.05%	1.25%	0.94%	-1.30%	-13.32%

Table A-2. (cont.) Two-Year College Unrestricted E&G Operating Margins 2015-16 and 2020-2021 to 2024-2025

		2015-16		2020-2021	2021-2022	2022-2023	2023-2024	2024-2025
SEAC	Total Expenditures	\$11,513,495		\$10,544,836	\$10,712,438	\$11,110,144	\$8,500,128	\$11,016,636
	FTE Enrollment	1,029		759	694	640	693	842
	Revenues:							
	Tuition & Fees	\$3,610,512		\$3,297,710	\$3,012,997	\$3,052,552	\$3,969,196	\$4,949,230
	Other	\$296,722		\$161,561	\$209,873	\$161,070	\$125,617	\$124,773
	State Funds	\$7,611,997		\$7,528,290	\$7,361,988	\$7,330,157	\$7,330,157	\$7,330,157
	Total Revenue	\$11,519,231		\$10,987,561	\$10,584,858	\$10,543,779	\$11,424,970	\$12,404,160
	Operating Margin	\$5,736		\$442,725	(\$127,580)	(\$566,365)	\$2,924,842	\$1,387,524
	Percent of Expenditures	0.05%		4.20%	-1.19%	-5.10%	34.41%	12.59%
UACCB	Total Expenditures	\$9,303,392		\$10,576,246	\$9,554,773	\$10,280,304	\$12,020,726	\$11,401,548
	FTE Enrollment	963		818	723	728	837	822
	Revenues:							
	Tuition & Fees	3,320,452		3,011,700	2,793,316	3,138,316	4,156,666	3,873,920
	Other	\$1,518,241		\$1,926,552	\$2,044,928	\$2,515,027	\$2,551,147	\$2,381,429
	State Funds	\$4,997,821		\$4,924,663	\$5,059,035	\$5,453,718	\$5,444,197	\$5,273,356
	Total Revenue	\$9,836,514		\$9,862,915	\$9,897,279	\$11,107,061	\$12,152,010	\$11,528,705
	Operating Margin	\$533,122		(\$713,331)	\$342,506	\$826,757	\$131,284	\$127,157
	Percent of Expenditures	5.73%		-6.74%	3.58%	8.04%	1.09%	1.12%
UACCHT	Total Expenditures	\$10,299,611		\$9,151,281	\$9,693,972	\$6,565,216	\$6,032,665	\$12,315,394
	FTE Enrollment	948		798	750	713	740	725
	Revenues:							
	Tuition & Fees	\$2,658,467		\$2,867,899	\$2,765,156	\$2,753,584	\$3,130,274	\$3,424,072
	Other	\$1,223,131		\$2,247,162	\$2,267,267	\$1,861,803	\$2,602,174	\$2,729,902
	State Funds	\$6,450,944		\$6,947,570	\$6,975,907	\$6,635,024	\$6,701,433	\$6,606,583
	Total Revenue	\$10,332,542		\$12,062,631	\$12,008,330	\$11,250,411	\$12,433,881	\$12,760,558
	Operating Margin	\$32,931		\$2,911,350	\$2,314,358	\$4,685,195	\$6,401,216	\$445,164
	Percent of Expenditures	0.32%		31.81%	23.87%	71.36%	106.11%	3.61%
UACCM	Total Expenditures	\$14,564,110		\$10,613,936	\$14,722,028	\$15,357,474	\$16,664,406	\$16,738,137
	FTE Enrollment	1,545		1,357	1,307	1,292	1,449	1,426
	Revenues:							
	Tuition & Fees	\$6,247,346		\$6,167,665	\$5,847,589	\$6,004,914	\$6,589,348	\$7,011,092
	Other	\$1,133,289		\$1,333,425	\$1,353,328	\$1,788,076	\$1,995,734	\$1,972,568
	State Funds	\$6,313,341		\$6,695,675	\$6,639,765	\$6,693,302	\$6,484,510	\$6,380,644
	Total Revenue	\$13,693,976		\$14,196,765	\$13,840,682	\$14,486,292	\$15,069,592	\$15,364,304
	Operating Margin	(\$870,134)		\$3,582,829	(\$881,346)	(\$871,182)	(\$1,594,814)	(\$1,373,833)
	Percent of Expenditures	-5.97%		33.76%	-5.99%	-5.67%	-9.57%	-8.21%
UACCRM	Total Expenditures	\$5,598,973		\$7,024,851	\$6,846,122	\$6,856,656	\$6,866,685	\$7,398,834
	FTE Enrollment	551		572	551	483	544	606
	Revenues:							
	Tuition & Fees	\$2,132,131		\$2,665,126	\$2,736,571	\$2,719,437	\$2,839,503	\$3,575,883
	Other	\$100,515		\$251,036	\$398,838	\$789,439	\$288,185	\$459,473
	State Funds	\$3,412,013		\$3,887,870	\$3,752,219	\$3,807,406	\$3,801,482	\$3,872,495
	Total Revenue	\$5,644,659		\$6,804,032	\$6,887,628	\$7,316,282	\$6,929,170	\$7,907,851
	Operating Margin	\$45,686		(\$220,819)	\$41,506	\$459,626	\$62,485	\$509,017
	Percent of Expenditures	0.82%		-3.14%	0.61%	6.70%	0.91%	6.88%
UAEACC	Total Expenditures	\$9,036,488		\$10,083,470	\$13,698,300	\$15,406,708	\$14,881,666	\$13,501,747
	FTE Enrollment	751		705	688	700	729	844
	Revenues:							
	Tuition & Fees	\$2,717,009		\$2,760,731	\$3,547,889	\$3,000,314	\$3,515,907	\$3,567,727
	Other	\$205,776		\$320,266	\$528,493	\$700,543	\$955,820	\$928,487
	State Funds	\$6,565,224		\$10,012,254	\$10,296,226	\$10,743,415	\$11,876,451	\$10,765,952
	Total Revenue	\$9,488,009		\$13,093,251	\$14,372,608	\$14,444,272	\$16,348,178	\$15,262,166
	Operating Margin	\$451,521		\$3,009,781	\$674,308	(\$962,436)	\$1,466,512	\$1,760,419
	Percent of Expenditures	5.00%		29.85%	4.92%	-6.25%	9.85%	13.04%
UAPTC	Total Expenditures	\$41,497,477		\$36,838,778	\$36,611,347	\$35,931,751	\$41,985,819	\$45,004,691
	FTE Enrollment	5,150		3,534	3,307	3,159	3,293	3,680
	Revenues:							
	Tuition & Fees	\$25,985,310		\$22,870,418	\$20,366,153	\$21,030,422	\$24,129,914	\$24,532,344
	Other	\$749,578		\$573,335	\$866,791	\$2,677,973	\$2,198,642	\$3,118,409
	State Funds	\$17,411,209		\$17,186,419	\$16,739,820	\$16,654,339	\$16,999,570	\$17,039,282
	Total Revenue	\$44,146,097		\$40,630,172	\$37,972,764	\$40,362,734	\$43,328,126	\$44,690,035
	Operating Margin	\$2,648,620		\$3,791,395	\$1,361,416	\$4,430,983	\$1,342,307	(\$314,656)
	Percent of Expenditures	6.38%		10.29%	3.72%	12.33%	3.20%	-0.70%

**Note - Often negative operating margins are the result of expending prior year fund balances to complete a serious deferred maintenance problem.*

Table A-3. Arkansas Higher Education Educational and General Current Fund Revenue and Fund Balances for 2023-2024 to 2024-2025

Institutions	2023-2024			2024-2025		
	Current Fund Revenues	Fund Balance as a Percent of Revenues	Fund Balance	Current Fund Revenues	Fund Balance as a Percent of Revenues	Fund Balance
Arkansas State University - Jonesboro	\$187,812,572	14.6%	\$27,437,812	\$200,471,852	13.6%	\$27,295,390
Arkansas Tech University	\$102,126,119	57.6%	\$58,806,855	\$98,786,984	61.7%	\$60,961,750
Henderson State University	\$42,223,618	30.7%	\$12,957,684	\$43,525,975	25.4%	\$11,043,971
Southern Arkansas University	\$70,837,844	20.5%	\$14,499,182	\$67,234,549	22.5%	\$15,131,747
University of Arkansas Fund *	\$658,467,306	42.0%	\$276,391,095	\$800,322,038	48.0%	\$383,808,842
University of Arkansas at Fort Smith	\$63,641,684	31.0%	\$19,697,941	\$65,455,311	28.6%	\$18,709,300
University of Arkansas at Little Rock	\$141,341,737	38.4%	\$54,311,582	\$145,105,937	37.7%	\$54,733,170
University of Arkansas at Monticello	\$34,822,395	25.1%	\$8,731,546	\$34,708,651	20.0%	\$6,946,612
University of Arkansas at Pine Bluff	\$46,094,716	2.9%	\$1,320,211	\$52,291,403	7.1%	\$3,691,101
University of Central Arkansas	\$159,691,655	11.1%	\$17,745,987	\$165,904,261	11.4%	\$18,847,200
Four-Year Total	\$848,592,339	25.4%	\$215,508,800	\$873,484,923	24.9%	\$217,360,241
Arkansas Northeastern College	\$15,948,287	66.9%	\$10,667,279	\$16,345,214	66.8%	\$10,924,856
Arkansas State University - Beebe	\$26,743,349	76.4%	\$20,438,750	\$27,830,908	78.0%	\$21,705,890
Arkansas State University - Mountain Home	\$11,403,973	54.1%	\$6,175,034	\$11,955,766	55.2%	\$6,599,494
Arkansas State University Mid-South	\$11,579,538	61.1%	\$7,079,008	\$11,996,340	59.6%	\$7,147,377
Arkansas State University - Newport	\$17,947,061	30.9%	\$5,545,960	\$18,105,262	35.4%	\$6,404,027
Arkansas State University Three Rivers	\$8,107,431	40.3%	\$3,270,590	\$8,902,752	28.7%	\$2,553,698
Black River Technical College	\$17,188,248	68.7%	\$11,806,412	\$18,510,921	73.2%	\$13,549,512
Cossatot Community College of the University of Arkansas	\$11,475,548	43.9%	\$5,041,456	\$11,832,458	31.0%	\$3,665,658
North Arkansas College	\$16,380,613	40.6%	\$6,650,254	\$16,967,328	41.5%	\$7,047,418
National Park College	\$20,051,464	23.3%	\$4,667,205	\$20,644,251	28.7%	\$5,933,206
Northwest Arkansas Community College	\$48,939,807	39.1%	\$19,127,101	\$54,355,165	40.5%	\$22,015,406
Ozarka College	\$9,813,796	66.2%	\$6,501,441	\$10,209,357	52.4%	\$5,352,091
Phillips Community College of the University of Arkansas	\$17,366,519	76.2%	\$13,229,217	\$16,751,390	65.5%	\$10,969,214
South Arkansas College	\$12,439,220	68.8%	\$8,559,643	\$12,335,025	67.4%	\$8,314,576
Southern Arkansas University Tech	\$11,104,411	39.8%	\$4,422,590	\$10,845,574	25.4%	\$2,756,024
Southeast Arkansas College	\$11,424,970	54.3%	\$6,199,974	\$12,404,160	65.2%	\$8,084,796
University of Arkansas Community College at Batesville	\$12,152,010	53.0%	\$6,444,354	\$11,528,705	57.0%	\$6,571,511
University of Arkansas Community College at Hope-Texas	\$12,433,881	199.4%	\$24,789,196	\$12,760,558	198.8%	\$25,367,374
University of Arkansas Community College at Morrilton	\$15,069,592	52.2%	\$7,862,404	\$15,364,304	42.2%	\$6,488,571
University of Arkansas Community College at Rich Mountain	\$6,929,170	46.2%	\$3,199,757	\$7,907,851	46.9%	\$3,708,774
University of Arkansas - East Arkansas Community College	\$16,348,178	48.7%	\$7,954,231	\$15,262,166	63.2%	\$9,647,850
University of Arkansas - Pulaski Technical College	\$43,328,126	90.0%	\$38,998,771	\$44,690,035	86.6%	\$38,682,777
Two-Year Total	\$374,175,192	61.1%	\$228,630,627	\$387,505,490	60.3%	\$233,490,100
UAMS	\$1,885,967,159	15.9%	\$300,210,552	\$2,250,805,838	10.6%	\$238,971,071
Total Teaching Campuses	\$3,108,734,691	23.9%	\$744,349,979	\$3,511,796,251	19.6%	\$689,821,412

*University of Arkansas Fund includes UA Fayetteville, UA Archeological Survey, UA AREON, UA Clinton School, UA Criminal Justice Institute, UA Grantham, UA Div. of Agri., UA System

Appendix B:

Net Tuition and Fee Income

Table B-1. Net Tuition History - Universities

		2015-16		2020-2021	2021-2022	2022-2023	2023-2024	2024-2025
ASUJ	Tuition and Fee Income	\$97,962,241		\$96,083,949	\$95,146,661	\$97,422,935	\$109,974,170	\$122,129,982
	Scholarships	\$22,104,769		\$25,335,424	\$26,468,791	\$25,567,193	\$31,775,022	\$31,889,314
	Net Tuition and Fee Income	\$75,857,472		\$70,748,525	\$68,677,870	\$71,855,742	\$78,199,148	\$90,240,668
	Annual FTE	12,450		12,205	12,004	11,998	13,194	14,584
	UG Resident Tuition	\$8,050		\$8,900	\$8,900	\$9,310	\$9,680	\$10,100
	Net Income/FTE	\$6,093		\$5,797	\$5,721	\$5,989	\$5,927	\$6,188
ATU	Tuition and Fee Income	\$60,980,667		\$60,417,699	\$60,401,436	\$58,512,173	\$58,516,035	\$55,573,496
	Scholarships	\$10,722,906		\$18,754,179	\$16,963,309	\$17,137,426	\$17,464,409	\$16,063,327
	Net Tuition and Fee Income	\$50,257,761		\$41,663,520	\$43,438,127	\$41,374,747	\$41,051,626	\$39,510,169
	Annual FTE	8,178		7,799	7,027	6,728	6,626	6,260
	UG Resident Tuition	\$7,740		\$9,255	\$9,539	\$9,682	\$9,972	\$9,972
	Net Income/FTE	\$6,145		\$5,342	\$6,182	\$6,150	\$6,196	\$6,311
HSU	Tuition and Fee Income	\$26,279,333		\$25,540,001	\$23,907,512	\$20,552,698	\$17,896,275	\$19,826,492
	Scholarships	\$9,186,323		\$8,440,600	\$8,026,925	\$6,258,611	\$4,917,790	\$4,701,291
	Net Tuition and Fee Income	\$17,093,010		\$17,099,401	\$15,880,587	\$14,294,088	\$12,978,485	\$15,125,200
	Annual FTE	3,245		2,884	2,598	2,201	1,860	1,827
	UG Resident Tuition	\$7,809		\$9,240	\$9,450	\$9,450	\$9,450	\$10,305
	Net Income/FTE	\$5,267		\$5,929	\$6,112	\$6,496	\$6,979	\$8,281
SAUM	Tuition and Fee Income	\$33,189,267		\$38,976,397	\$41,737,940	\$48,839,780	\$48,313,745	\$44,482,695
	Scholarships	\$8,998,896		\$14,108,933	\$13,291,773	\$13,594,025	\$15,267,597	\$15,326,609
	Net Tuition and Fee Income	\$24,190,370		\$24,867,464	\$28,446,167	\$35,245,755	\$33,046,148	\$29,156,086
	Annual FTE	3,930		3,890	3,994	4,288	4,239	3,913
	UG Resident Tuition	\$7,896		\$8,980	\$9,310	\$9,580	\$9,820	\$9,960
	Net Income/FTE	\$6,156		\$6,393	\$7,122	\$8,220	\$7,795	\$7,451
UAF	Tuition and Fee Income	\$265,662,890		\$320,501,264	\$332,162,581	\$361,445,464	\$387,098,600	\$418,705,238
	Scholarships	\$16,952,988		\$23,041,503	\$25,609,028	\$28,425,633	\$29,198,194	\$28,295,784
	Net Tuition and Fee Income	\$248,709,902		\$297,459,761	\$306,553,553	\$333,019,831	\$357,900,406	\$390,409,454
	Annual FTE	24,456		25,227	26,188	28,072	29,556	31,078
	UG Resident Tuition	\$8,521		\$9,385	\$9,572	\$9,656	\$9,747	\$10,104
	Net Income/FTE	\$10,170		\$11,791	\$11,706	\$11,863	\$12,109	\$12,562
UAFS	Tuition and Fee Income	\$32,108,775		\$32,464,425	\$30,469,828	\$31,549,096	\$33,323,270	\$36,152,696
	Scholarships	\$5,265,979		\$7,072,276	\$7,789,354	\$8,559,224	\$9,525,549	\$10,027,384
	Net Tuition and Fee Income	\$26,842,796		\$25,392,149	\$22,680,474	\$22,989,872	\$23,797,721	\$26,125,312
	Annual FTE	5,409		4,574	4,230	4,151	4,274	4,267
	UG Resident Tuition	\$6,322		\$7,339	\$7,339	\$7,984	\$8,594	\$9,128
	Net Income/FTE	\$4,962		\$5,551	\$5,361	\$5,538	\$5,568	\$6,123
UALR	Tuition and Fee Income	\$74,498,288		\$65,553,716	\$62,835,194	\$58,906,660	\$62,818,783	\$63,900,973
	Scholarships	\$18,914,406		\$10,191,292	\$12,835,175	\$12,855,343	\$12,683,248	\$11,116,255
	Net Tuition and Fee Income	\$55,583,882		\$55,362,424	\$50,000,019	\$46,051,317	\$50,135,535	\$52,784,718
	Annual FTE	8,722		6,655	6,124	6,045	6,002	6,279
	UG Resident Tuition	\$8,165		\$9,529	\$9,529	\$9,529	\$9,634	\$9,911
	Net Income/FTE	\$6,373		\$8,319	\$8,165	\$7,618	\$8,353	\$8,407
UAM	Tuition and Fee Income	\$16,265,576		\$18,335,172	\$17,710,396	\$18,325,301	\$19,568,166	\$19,910,053
	Scholarships	\$5,434,442		\$4,699,718	\$4,686,537	\$4,928,323	\$5,701,853	\$5,624,850
	Net Tuition and Fee Income	\$10,831,134		\$13,635,454	\$13,023,859	\$13,396,978	\$13,866,313	\$14,285,203
	Annual FTE	2,721		2,365	2,272	2,246	2,326	2,324
	UG Resident Tuition	\$6,447		\$7,909	\$8,029	\$8,431	\$8,868	\$9,303
	Net Income/FTE	\$3,981		\$5,766	\$5,732	\$5,966	\$5,963	\$6,147
UAPB	Tuition and Fee Income	\$17,837,577		\$19,367,357	\$20,198,731	\$20,836,336	\$18,663,731	\$19,516,231
	Scholarships	\$7,254,206		\$6,424,130	\$7,203,092	\$6,844,343	\$6,311,489	\$6,621,424
	Net Tuition and Fee Income	\$10,583,371		\$12,943,227	\$12,995,639	\$13,991,993	\$12,352,242	\$12,894,807
	Annual FTE	2,502		2,329	2,275	2,028	1,868	1,840
	UG Resident Tuition	\$6,271		\$8,064	\$8,064	\$8,574	\$9,019	\$9,383
	Net Income/FTE	\$4,229		\$5,558	\$5,713	\$6,898	\$6,613	\$7,009
UCA	Tuition and Fee Income	\$81,892,796		\$84,615,496	\$84,598,009	\$85,132,721	\$87,561,094	\$94,964,683
	Scholarships	\$20,685,146		\$25,108,792	\$23,587,939	\$23,009,660	\$22,898,304	\$24,531,649
	Net Tuition and Fee Income	\$61,207,650		\$59,506,704	\$61,010,070	\$62,123,061	\$64,662,790	\$70,433,034
	Annual FTE	10,691		9,441	9,133	9,048	8,974	9,316
	UG Resident Tuition	\$7,889		\$9,338	\$9,563	\$9,778	\$10,118	\$10,523
	Net Income/FTE	\$5,725		\$6,303	\$6,680	\$6,866	\$7,206	\$7,560
TOTAL	Tuition and Fee Income	\$706,677,410		\$761,855,477	\$769,168,288	\$801,523,164	\$843,733,869	\$895,162,538
	Scholarships	\$125,520,061		\$143,176,847	\$146,461,923	\$147,179,780	\$155,743,455	\$154,197,887
	Net Tuition and Fee Income	\$581,157,349		\$618,678,629	\$622,706,365	\$654,343,384	\$687,990,414	\$740,964,651

Table B-2. Net Tuition History - Two-Year Colleges

		2015-16		2020-2021	2021-2022	2022-2023	2023-2024	2024-2025
ANC	Tuition and Fee Income	\$2,543,129		\$2,748,343	\$2,685,953	\$1,836,837	\$1,970,609	\$2,319,053
	Scholarships	\$354,487		\$459,634	\$907,123	\$517,077	\$575,413	\$1,399,949
	Net Tuition and Fee Income	\$2,188,642		\$2,288,709	\$1,778,830	\$1,319,760	\$1,395,197	\$919,104
	Annual FTE	917		827	776	802	773	820
	UG Resident Tuition	\$2,600		\$2,840	\$2,930	\$3,020	\$3,050	\$3,050
	Net Tuition Income/FTE	\$2,386		\$2,768	\$2,291	\$1,645	\$1,806	\$1,122
ASUB	Tuition and Fee Income	\$10,298,303		\$8,252,503	\$7,750,569	\$7,636,363	\$8,743,166	\$9,456,015
	Scholarships	\$1,199,360		\$1,384,106	\$1,451,257	\$1,403,784	\$1,476,081	\$1,600,372
	Net Tuition and Fee Income	\$9,098,943		\$6,868,397	\$6,299,312	\$6,232,579	\$7,267,085	\$7,855,643
	Annual FTE	2,899		2,148	1,980	2,059	2,153	2,359
	UG Resident Tuition	\$3,420		\$3,660	\$3,660	\$3,780	\$4,020	\$4,170
	Net Tuition Income/FTE	\$3,139		\$3,198	\$3,181	\$3,027	\$3,375	\$3,330
ASUMH	Tuition and Fee Income	\$4,413,118		\$3,805,066	\$3,762,874	\$3,921,637	\$4,511,656	\$4,769,555
	Scholarships	\$269,454		\$322,602	\$348,655	\$181,561	\$201,680	\$487,415
	Net Tuition and Fee Income	\$4,143,664		\$3,482,464	\$3,414,219	\$3,740,076	\$4,309,976	\$4,282,140
	Annual FTE	1,086		840	825	851	892	871
	UG Resident Tuition	\$3,420		\$3,630	\$3,630	\$3,780	\$3,960	\$4,140
	Net Tuition Income/FTE	\$3,817		\$4,144	\$4,140	\$4,395	\$4,832	\$4,918
ASUMS	Tuition and Fee Income	\$4,275,451		\$2,617,185	\$2,451,653	\$2,251,488	\$2,409,583	\$2,872,889
	Scholarships	\$338,356		\$302,358	\$303,375	\$329,274	\$310,048	\$349,557
	Net Tuition and Fee Income	\$3,937,095		\$2,314,827	\$2,148,278	\$1,922,214	\$2,099,535	\$2,523,332
	Annual FTE	1,069		702	638	593	593	688
	UG Resident Tuition	\$3,790		\$4,090	\$4,090	\$4,180	\$4,440	\$4,680
	Net Tuition Income/FTE	\$3,683		\$3,296	\$3,367	\$3,240	\$3,544	\$3,667
ASUN	Tuition and Fee Income	\$7,054,757		\$6,683,755	\$7,138,107	\$7,103,907	\$7,663,745	\$8,361,750
	Scholarships	\$320,375		\$669,949	\$209,401	\$473,695	\$642,335	\$480,434
	Net Tuition and Fee Income	\$6,734,382		\$6,013,806	\$6,928,706	\$6,630,212	\$7,021,410	\$7,881,316
	Annual FTE	1,838		1,626	1,677	1,493	1,598	1,714
	UG Resident Tuition	\$3,270		\$3,570	\$3,570	\$3,690	\$3,900	\$4,140
	Net Tuition Income/FTE	\$3,665		\$3,699	\$4,133	\$4,442	\$4,394	\$4,598
ASUTR	Tuition and Fee Income	\$3,120,200		\$2,877,603	\$2,963,797	\$3,230,465	\$3,464,260	\$4,197,212
	Scholarships	\$52,801		\$64,537	\$77,494	\$0	\$0	\$0
	Net Tuition and Fee Income	\$3,067,399		\$2,813,066	\$2,886,303	\$3,230,465	\$3,464,260	\$4,197,212
	Annual FTE	805		676	797	857	921	966
	UG Resident Tuition	\$3,620		\$4,070	\$4,070	\$4,190	\$4,460	\$4,730
	Net Tuition Income/FTE	\$3,812		\$4,160	\$3,620	\$3,770	\$3,762	\$4,343
BRTC	Tuition and Fee Income	\$5,181,804		\$6,084,064	\$5,806,430	\$6,447,553	\$6,457,894	\$9,791,449
	Scholarships	\$692,040		\$1,045,377	\$1,193,891	\$1,497,793	\$1,556,109	\$2,213,568
	Net Tuition and Fee Income	\$4,489,764		\$5,038,687	\$4,612,539	\$4,949,760	\$4,901,785	\$7,577,881
	Annual FTE	1,270		1,090	1,082	1,127	1,086	1,182
	UG Resident Tuition	\$3,240		\$4,200	\$4,200	\$4,410	\$4,590	\$4,830
	Net Tuition Income/FTE	\$3,534		\$4,624	\$4,265	\$4,393	\$4,512	\$6,410
CCCUA	Tuition and Fee Income	\$3,640,662		\$3,952,998	\$3,696,214	\$3,744,370	\$3,955,080	\$3,856,098
	Scholarships	\$67,152		\$69,128	\$93,062	\$49,492	\$123,824	\$233,757
	Net Tuition and Fee Income	\$3,573,510		\$3,883,870	\$3,603,152	\$3,694,878	\$3,831,256	\$3,622,341
	Annual FTE	965		893	857	853	828	833
	UG Resident Tuition	\$3,030		\$3,960	\$3,960	\$4,200	\$4,440	\$4,740
	Net Tuition Income/FTE	\$3,703		\$4,349	\$4,207	\$4,331	\$4,625	\$4,349

Table B-2. (cont.) Net Tuition History - Two-Year Colleges

		2015-16		2020-2021	2021-2022	2022-2023	2023-2024	2024-2025
NAC	Tuition and Fee Income	\$4,287,268		\$4,928,551	\$5,348,483	\$6,259,178	\$7,013,736	\$7,574,061
	Scholarships	\$430,047		\$733,726	\$1,004,688	\$1,244,389	\$1,486,536	\$1,725,866
	Net Tuition and Fee Income	\$3,857,221		\$4,194,826	\$4,343,795	\$5,014,789	\$5,527,200	\$5,848,195
	Annual FTE	1,314		1,148	1,225	1,258	1,295	1,333
	UG Resident Tuition	\$3,270		\$3,840	\$3,840	\$4,260	\$4,770	\$4,830
	Net Tuition Income/FTE	\$2,935		\$3,653	\$3,546	\$3,986	\$4,269	\$4,386
NPC	Tuition and Fee Income	\$6,903,185		\$6,980,468	\$6,860,735	\$8,019,114	\$8,644,430	\$8,802,533
	Scholarships	\$1,325,412		\$1,010,945	\$870,854	\$876,654	\$1,315,589	\$1,116,649
	Net Tuition and Fee Income	\$5,577,773		\$5,969,523	\$5,989,881	\$7,142,460	\$7,328,841	\$7,685,884
	Annual FTE	1,908		1,622	1,586	1,610	1,601	1,726
	UG Resident Tuition	\$3,460		\$4,500	\$4,500	\$4,950	\$5,400	\$5,400
	Net Tuition Income/FTE	\$2,923		\$3,681	\$3,776	\$4,438	\$4,577	\$4,452
NWACC	Tuition and Fee Income	\$23,818,087		\$23,171,155	\$19,709,807	\$23,797,334	\$24,611,621	\$29,654,171
	Scholarships	\$1,262,344		\$10,994	\$0	\$0	\$0	\$0
	Net Tuition and Fee Income	\$22,555,743		\$23,160,161	\$19,709,807	\$23,797,334	\$24,611,621	\$29,654,171
	Annual FTE	4,883		4,382	4,130	4,496	4,720	5,088
	UG Resident Tuition	\$4,633		\$5,088	\$5,088	\$5,550	\$5,670	\$6,120
	Net Tuition Income/FTE	\$4,619		\$5,285	\$4,773	\$5,294	\$5,214	\$5,828
OZC	Tuition and Fee Income	\$3,385,560		\$3,745,392	\$3,667,264	\$3,829,554	\$4,134,803	\$4,451,042
	Scholarships	\$530,501		\$458,795	\$558,339	\$477,375	\$531,818	\$500,387
	Net Tuition and Fee Income	\$2,855,059		\$3,286,597	\$3,108,925	\$3,352,179	\$3,602,985	\$3,950,655
	Annual FTE	812		728	702	665	645	677
	UG Resident Tuition	\$3,445		\$3,730	\$3,730	\$3,820	\$3,820	\$3,820
	Net Tuition Income/FTE	\$3,518		\$4,517	\$4,431	\$5,039	\$5,589	\$5,840
PCCUA	Tuition and Fee Income	\$2,696,184		\$2,311,596	\$2,508,177	\$2,436,104	\$2,692,349	\$2,370,596
	Scholarships	\$309,235		\$457,526	\$735,509	\$794,523	\$801,612	\$627,134
	Net Tuition and Fee Income	\$2,386,949		\$1,854,070	\$1,772,668	\$1,641,581	\$1,890,737	\$1,743,462
	Annual FTE	942		712	755	771	839	740
	UG Resident Tuition	\$2,968		\$3,410	\$3,410	\$3,500	\$3,650	\$3,800
	Net Tuition Income/FTE	\$2,533		\$2,605	\$2,347	\$2,128	\$2,254	\$2,355
SAC	Tuition and Fee Income	\$4,542,271		\$3,883,941	\$4,232,546	\$3,601,676	\$3,744,356	\$3,592,086
	Scholarships	\$297,214		\$304,077	\$0	\$432,190	\$1,087,409	\$428,291
	Net Tuition and Fee Income	\$4,245,057		\$3,579,864	\$4,232,546	\$3,169,486	\$2,656,947	\$3,163,795
	Annual FTE	1,076		877	873	880	861	842
	UG Resident Tuition	\$3,380		\$3,750	\$3,810	\$3,990	\$4,410	\$4,590
	Net Tuition Income/FTE	\$3,946		\$4,082	\$4,847	\$3,601	\$3,085	\$3,758

Table B-2. (cont.) Net Tuition History - Two-Year Colleges

		2015-16		2020-2021	2021-2022	2022-2023	2023-2024	2024-2025
SAUT	Tuition and Fee Income	\$4,457,094		\$4,103,870	\$4,082,186	\$4,339,594	\$4,154,713	\$4,007,469
	Scholarships	\$1,239,735		\$991,775	\$899,565	\$1,006,751	\$760,193	\$952,343
	Net Tuition and Fee Income	\$3,217,359		\$3,112,095	\$3,182,621	\$3,332,843	\$3,394,520	\$3,055,126
	Annual FTE	1,084		821	800	773	718	759
	UG Resident Tuition	\$4,140		\$4,590	\$4,770	\$4,830	\$4,830	\$5,040
	Net Tuition Income/FTE	\$2,969		\$3,792	\$3,979	\$4,313	\$4,729	\$4,028
SEAC	Tuition and Fee Income	\$3,610,512		\$3,297,710	\$3,012,997	\$3,052,552	\$3,969,196	\$4,949,230
	Scholarships	\$245,198		\$353,122	\$449,740	\$321,958	\$47,703	\$18,367
	Net Tuition and Fee Income	\$3,365,314		\$2,944,588	\$2,563,257	\$2,730,594	\$3,921,493	\$4,930,863
	Annual FTE	1,029		759	694	640	693	842
	UG Resident Tuition	\$3,070		\$3,850	\$3,850	\$4,210	\$4,960	\$5,200
	Net Tuition Income/FTE	\$3,271		\$3,879	\$3,696	\$4,266	\$5,661	\$5,854
UACCB	Tuition and Fee Income	\$3,320,452		\$3,011,700	\$2,793,316	\$3,138,316	\$4,156,666	\$3,873,920
	Scholarships	\$395,152		\$456,069	\$405,141	\$493,013	\$704,799	\$165,051
	Net Tuition and Fee Income	\$2,925,300		\$2,555,631	\$2,388,175	\$2,645,303	\$3,451,867	\$3,708,869
	Annual FTE	963		818	723	728	837	822
	UG Resident Tuition	\$3,195		\$3,555	\$3,555	\$3,900	\$4,890	\$5,010
	Net Tuition Income/FTE	\$3,038		\$3,125	\$3,302	\$3,636	\$4,125	\$4,510
UACCHT	Tuition and Fee Income	\$2,658,467		\$2,867,899	\$2,765,156	\$2,753,584	\$3,130,274	\$3,424,072
	Scholarships	\$326,698		\$358,819	\$345,534	\$350,897	\$572,441	\$430,277
	Net Tuition and Fee Income	\$2,331,769		\$2,509,080	\$2,419,622	\$2,402,687	\$2,557,833	\$2,993,795
	Annual FTE	948		798	750	713	740	725
	UG Resident Tuition	\$2,650		\$3,250	\$3,400	\$3,580	\$3,880	\$4,450
	Net Tuition Income/FTE	\$2,461		\$3,143	\$3,228	\$3,368	\$3,456	\$4,127
UACCM	Tuition and Fee Income	\$6,247,346		\$6,167,665	\$5,847,589	\$6,004,914	\$6,589,348	\$7,011,092
	Scholarships	\$402,926		\$358,200	\$355,653	\$569,270	\$542,246	\$581,074
	Net Tuition and Fee Income	\$5,844,420		\$5,809,465	\$5,491,936	\$5,435,644	\$6,047,102	\$6,430,018
	Annual FTE	1,545		1,357	1,307	1,292	1,449	1,426
	UG Resident Tuition	\$3,785		\$4,320	\$4,320	\$4,470	\$4,680	\$4,860
	Net Tuition Income/FTE	\$3,784		\$4,280	\$4,201	\$4,208	\$4,174	\$4,509
UACCRM	Tuition and Fee Income	\$2,132,131		\$2,665,126	\$2,736,571	\$2,719,437	\$2,839,503	\$3,575,883
	Scholarships	\$383,006		\$303,132	\$246,178	\$280,421	\$393,299	\$127,346
	Net Tuition and Fee Income	\$1,749,125		\$2,361,994	\$2,490,393	\$2,439,016	\$2,446,204	\$3,448,537
	Annual FTE	551		572	551	483	544	606
	UG Resident Tuition	\$3,480		\$4,260	\$4,470	\$4,650	\$4,830	\$5,160
	Net Tuition Income/FTE	\$3,173		\$4,132	\$4,516	\$5,054	\$4,499	\$5,691
UAEACC	Tuition and Fee Income	\$2,717,009		\$2,760,731	\$3,547,889	\$3,000,314	\$3,515,907	\$3,567,727
	Scholarships	\$267,219		\$382,665	\$452,293	\$579,523	\$317,635	\$779,219
	Net Tuition and Fee Income	\$2,449,790		\$2,378,066	\$3,095,596	\$2,420,791	\$3,198,272	\$2,788,508
	Annual FTE	751		705	688	700	729	844
	UG Resident Tuition	\$3,090		\$3,234	\$3,140	\$3,210	\$3,590	\$3,714
	Net Tuition Income/FTE	\$3,262		\$3,375	\$4,499	\$3,461	\$4,387	\$3,305
UAPTC	Tuition and Fee Income	\$25,985,310		\$22,870,418	\$20,366,153	\$21,030,422	\$24,129,914	\$24,532,344
	Scholarships	\$1,645,095		\$1,517,348	\$1,377,912	\$1,447,671	\$1,302,250	\$970,901
	Net Tuition and Fee Income	\$24,340,215		\$21,353,070	\$18,988,241	\$19,582,751	\$22,827,664	\$23,561,443
	Annual FTE	5,150		3,534	3,307	3,159	3,293	3,680
	UG Resident Tuition	\$4,650		\$5,670	\$5,670	\$5,820	\$6,060	\$6,300
	Net Tuition Income/FTE	\$4,726		\$6,042	\$5,743	\$6,200	\$6,933	\$6,403
TOTAL	Tuition and Fee Income	\$137,288,300		\$129,787,740	\$123,734,467	\$130,154,713	\$142,502,809	\$157,010,248
	Scholarships	\$12,353,807		\$12,014,884	\$12,285,664	\$13,327,312	\$14,749,019	\$15,187,957
	Net Tuition and Fee Income	\$124,934,493		\$117,772,856	\$111,448,803	\$116,827,401	\$127,753,789	\$141,822,291

Appendix C:

Expenditures per FTE by Function

Table C-1. Expenditures per FTE by Expenditure Function for 2024-2025

College	Instruction	Research	Public Service	Academic Support	Student Services	Institutional Support	Operation and Maintenance of Plant	Scholarships & Fellowships	Other	Total
ASUJ	\$4,929	\$82	\$302	\$1,517	\$933	\$1,181	\$1,492	\$2,187	\$211	\$12,833
ATU	\$5,455	\$525	\$7	\$1,068	\$1,076	\$2,431	\$1,279	\$2,566	\$40	\$14,448
HSU	\$5,861	\$3	\$54	\$1,148	\$729	\$3,812	\$3,681	\$2,574	\$909	\$18,770
SAU	\$5,153	\$60	\$104	\$1,282	\$1,424	\$1,910	\$2,097	\$3,917	\$0	\$15,947
UAF	\$7,592	\$1,182	\$305	\$2,348	\$2,334	\$1,471	\$1,173	\$910	\$0	\$17,316
UAFS	\$5,302	\$45	\$171	\$1,041	\$1,219	\$2,488	\$1,829	\$2,350	\$3	\$14,448
UALR	\$7,020	\$749	\$634	\$1,780	\$1,331	\$3,603	\$2,027	\$1,770	\$0	\$18,915
UAM	\$6,602	\$40	\$73	\$996	\$1,100	\$3,329	\$2,437	\$2,420	\$69	\$17,067
UAPB	\$7,075	\$836	\$1,002	\$2,142	\$2,288	\$5,181	\$5,259	\$3,599	\$1,394	\$28,776
UCA	\$7,162	\$157	\$282	\$1,540	\$862	\$1,931	\$1,700	\$2,633	-\$3	\$16,265
Average	\$6,215	\$368	\$293	\$1,486	\$1,330	\$2,734	\$2,297	\$2,493	\$262	\$17,478

Table C-2. Expenditures per FTE by Expenditure Function for 2024-2025

College	Instruction	Research	Public Service	Academic Support	Student Services	Institutional Support	Operation and Maintenance of Plant	Scholarships & Fellowships	Other	Total
ANC	\$7,919	\$0	\$1,609	\$217	\$5,430	\$2,885	\$2,796	\$1,708	\$0	\$22,564
ASUB	\$4,734	\$0	\$0	\$812	\$632	\$2,080	\$1,114	\$678	\$13	\$10,063
ASUMH	\$4,868	\$0	\$138	\$829	\$1,008	\$2,122	\$1,833	\$560	\$0	\$11,357
ASUMS	\$4,432	\$0	\$1,916	\$1,857	\$1,187	\$4,451	\$3,012	\$508	\$0	\$17,362
ASUN	\$3,844	\$0	\$0	\$1,094	\$1,227	\$2,152	\$844	\$280	\$0	\$9,442
ASUTR	\$4,868	\$0	\$138	\$829	\$1,008	\$2,122	\$1,833	\$560	\$0	\$11,357
BRTC	\$5,937	\$0	\$226	\$416	\$922	\$2,186	\$1,691	\$1,872	\$0	\$13,250
CCCUA	\$5,886	\$0	\$36	\$1,443	\$1,394	\$2,052	\$2,200	\$281	\$1,670	\$14,961
NAC	\$5,137	\$0	\$0	\$1,320	\$781	\$1,998	\$1,452	\$1,294	\$0	\$11,983
NPCC	\$5,640	\$0	\$0	\$654	\$975	\$2,478	\$902	\$647	\$0	\$11,295
NWACC	\$4,106	\$0	\$0	\$1,649	\$1,108	\$1,621	\$1,053	\$0	\$0	\$9,537
OZC	\$7,547	\$0	\$494	\$126	\$844	\$2,989	\$3,082	\$740	\$0	\$15,822
PCCUA	\$5,966	\$0	\$970	\$2,797	\$1,580	\$4,432	\$2,974	\$847	\$0	\$19,568
SAC	\$5,301	\$0	\$58	\$522	\$705	\$3,788	\$1,894	\$509	\$0	\$12,777
SAUT	\$4,349	\$0	\$3	\$2,294	\$1,409	\$2,839	\$1,860	\$1,256	\$0	\$14,010
SEAC	\$3,964	\$0	\$0	\$915	\$1,291	\$5,156	\$1,731	\$22	\$0	\$13,079
UACCB	\$4,451	\$0	\$0	\$312	\$1,803	\$3,745	\$1,677	\$201	\$0	\$12,189
UACCHT	\$7,528	\$0	\$494	\$1,527	\$1,136	\$3,954	\$1,745	\$593	\$0	\$16,977
UACCM	\$4,069	\$0	\$0	\$1,506	\$994	\$1,732	\$1,168	\$407	\$0	\$9,877
UACCRM	\$3,246	\$0	\$0	\$680	\$1,844	\$2,828	\$2,054	\$210	\$0	\$10,862
UAEACC	\$5,391	\$0	\$790	\$1,266	\$1,775	\$3,760	\$1,983	\$924	\$0	\$15,889
UAPTC	\$3,679	\$0	\$0	\$806	\$1,020	\$2,630	\$1,968	\$264	\$348	\$10,715
Average	\$5,130	\$0	\$312	\$1,085	\$1,367	\$2,909	\$1,857	\$653	\$92	\$13,406

Table C-1. Expenditures per FTE by Expenditure Function 2020-2021 to 2024-2025 by Institution Category

Four-Year I*						Four-Year II*				
Expenditure Function	UAF					UALR				
	2020-2021	% of Total	2024-2025	% of Total	5-YR % Change	2020-2021	% of Total	2024-2025	% of Total	5-YR % Change
Instruction	\$7,801	50.1%	\$7,592	43.8%	-12.4%	\$5,525	35.8%	\$7,020	37.1%	3.6%
Research	\$1,110	7.1%	\$1,182	6.8%	-4.1%	\$659	4.3%	\$749	4.0%	-7.4%
Public Service	\$246	1.6%	\$305	1.8%	11.9%	\$583	3.8%	\$634	3.4%	-11.4%
Academic Support	\$1,818	11.7%	\$2,348	13.6%	16.3%	\$1,385	9.0%	\$1,780	9.4%	4.8%
Student Services	\$1,256	8.1%	\$2,334	13.5%	67.3%	\$1,059	6.9%	\$1,331	7.0%	2.5%
Institutional Support	\$1,415	9.1%	\$1,471	8.5%	-6.4%	\$3,123	20.3%	\$3,603	19.1%	-5.9%
Operation and Maintenance of Plant	\$1,036	6.7%	\$1,173	6.8%	1.8%	\$1,238	8.0%	\$2,027	10.7%	33.5%
Scholarships & Fellowships	\$903	5.8%	\$910	5.3%	-9.3%	\$1,531	9.9%	\$1,770	9.4%	-5.8%
Other	\$0	0.0%	\$0	0.0%	0.0%	\$315	2.0%	\$0	0.0%	-100.0%
Total	\$15,585	100%	\$17,316	100%		\$15,418	100%	\$18,915	100%	

Four-Year III*										
Expenditure Function	ASUJ					ATU				
	2020-2021	% of Total	2024-2025	% of Total	5-YR % Change	2020-2021	% of Total	2024-2025	% of Total	5-YR % Change
Instruction	\$5,594	43.8%	\$4,929	38.4%	-12.4%	\$3,690	31.3%	\$5,455	37.8%	20.7%
Research	\$156	1.2%	\$82	0.6%	-47.7%	\$500	4.2%	\$525	3.6%	-14.2%
Public Service	\$155	1.2%	\$302	2.4%	94.4%	\$40	0.3%	\$7	0.0%	-85.8%
Academic Support	\$1,305	10.2%	\$1,517	11.8%	15.6%	\$1,602	13.6%	\$1,068	7.4%	-45.5%
Student Services	\$732	5.7%	\$933	7.3%	26.6%	\$787	6.7%	\$1,076	7.4%	11.6%
Institutional Support	\$1,071	8.4%	\$1,181	9.2%	9.6%	\$1,857	15.7%	\$2,431	16.8%	6.9%
Operation and Maintenance of Plant	\$1,426	11.2%	\$1,492	11.6%	4.1%	\$916	7.8%	\$1,279	8.9%	14.1%
Scholarships & Fellowships	\$2,078	16.3%	\$2,187	17.0%	4.7%	\$2,405	20.4%	\$2,566	17.8%	-12.9%
Other	\$248	1.9%	\$211	1.6%	-15.3%	\$2	0.0%	\$40	0.3%	1631.9%
Total	\$12,765	100%	\$12,833	100%		\$11,799	100%	\$14,448	100%	

Expenditure Function	UCA				
	2020-2021	% of Total	2024-2025	% of Total	5-YR % Change
Instruction	\$6,509	45.5%	\$7,162	44%	-3.3%
Research	\$128	0.9%	\$157	1.0%	8.1%
Public Service	\$161	1.1%	\$282	1.7%	54.0%
Academic Support	\$1,279	8.9%	\$1,540	9.5%	5.8%
Student Services	\$806	5.6%	\$862	5.3%	-6.0%
Institutional Support	\$1,512	10.6%	\$1,931	11.9%	12.3%
Operation and Maintenance of Plant	\$1,255	8.8%	\$1,700	10.5%	19.1%
Scholarships & Fellowships	\$2,660	18.6%	\$2,633	16.2%	-13.0%
Other	-\$12	-0.1%	-\$3	0.0%	-76.5%
Total	\$14,298	100%	\$16,265	100%	

*Category is based on Southern Regional Education Board (SREB) Institutional Categories

Four-Year IV*

Expenditure Function	HSU					SAUM				
	2020-2021	% of Total	2024-2025	% of Total	5-YR % Change	2020-2021	% of Total	2024-2025	% of Total	5-YR % Change
Instruction	\$6,237	41.32%	\$5,861	31.2%	-24.4%	\$4,681	34.4%	\$5,153	32.3%	-6.0%
Research	\$16	0.10%	\$3	0.0%	-86.8%	\$61	0.5%	\$60	0.4%	-16.4%
Public Service	\$14	0.09%	\$54	0.3%	213.5%	\$65	0.5%	\$104	0.7%	36.4%
Academic Support	\$557	3.69%	\$1,148	6.1%	65.9%	\$995	7.3%	\$1,282	8.0%	10.0%
Student Services	\$1,061	7.03%	\$729	3.9%	-44.8%	\$1,050	7.7%	\$1,424	8.9%	15.8%
Institutional Support	\$2,173	14.40%	\$3,812	20.3%	41.1%	\$1,372	10.1%	\$1,910	12.0%	18.9%
Operation and Maintenance of Plant	\$2,110	13.98%	\$3,681	19.6%	40.3%	\$1,764	13.0%	\$2,097	13.1%	1.5%
Scholarships & Fellowships	\$2,927	19.39%	\$2,574	13.7%	-29.3%	\$3,627	26.6%	\$3,917	24.6%	-7.8%
Other	\$0	0.00%	\$909	4.8%	0.0%	\$0	0.0%	\$0	0.0%	0.0%
Total	\$15,093	100%	\$18,770	100%		\$13,615	100%	\$15,947	100%	

Expenditure Function	UAM				
	2020-2021	% of Total	2024-2025	% of Total	5-YR % Change
Instruction	\$4,710	38.4%	\$6,602	38.7%	0.6%
Research	\$11	0.1%	\$40	0.2%	156.5%
Public Service	\$83	0.7%	\$73	0.4%	-36.9%
Academic Support	\$787	6.4%	\$996	5.8%	-9.2%
Student Services	\$789	6.4%	\$1,100	6.4%	0.1%
Institutional Support	\$2,272	18.5%	\$3,329	19.5%	5.2%
Operation and Maintenance of Plant	\$1,607	13.1%	\$2,437	14.3%	8.9%
Scholarships & Fellowships	\$1,987	16.2%	\$2,420	14.2%	-12.6%
Other	\$5	0.0%	\$69	0.4%	810.7%
Total	\$12,252	100%	\$17,067	100%	

Four-Year VI*

Expenditure Function	UAFS					UAPB				
	2020-2021	% of Total	2024-2025	% of Total	5-YR % Change	2020-2021	% of Total	2024-2025	% of Total	5-YR % Change
Instruction	\$5,150	42.3%	\$5,302	36.7%	-13.2%	\$5,540	29.3%	\$7,075	24.6%	-16.0%
Research	\$1	0.0%	\$45	0.3%	0.0%	\$1,137	6.0%	\$836	2.9%	-51.6%
Public Service	\$19	0.2%	\$171	1.2%	658.5%	\$840	4.4%	\$1,002	3.5%	-21.5%
Academic Support	\$1,059	8.7%	\$1,041	7.2%	-17.2%	\$1,200	6.3%	\$2,142	7.4%	17.4%
Student Services	\$1,085	8.9%	\$1,219	8.4%	-5.3%	\$1,384	7.3%	\$2,288	8.0%	8.7%
Institutional Support	\$2,119	17.4%	\$2,488	17.2%	-1.0%	\$3,652	19.3%	\$5,181	18.0%	-6.7%
Operation and Maintenance of Plant	\$1,203	9.9%	\$1,829	12.7%	28.2%	\$2,411	12.7%	\$5,259	18.3%	43.5%
Scholarships & Fellowships	\$1,546	12.7%	\$2,350	16.3%	28.2%	\$2,759	14.6%	\$3,599	12.5%	-14.2%
Other	\$0	0.0%	\$3	0.0%	0.0%	\$0	0.0%	\$1,394	4.8%	0.0%
Total	\$12,183	100%	\$14,448	100%		\$18,922	100%	\$28,776	100%	

*Category is based on Southern Regional Education Board (SREB) Institutional Categories

Table C-1. Expenditures per FTE by Expenditure Function 2020-2021 to 2024-2025 by Institution Category

Expenditure Function	ANC					ASUB				
	2020-2021	% of Total	2024-2025	% of Total	5-YR % Change	2020-2021	% of Total	2024-2025	% of Total	5-YR % Change
Instruction	\$7,414	46.9%	\$7,919	35.1%	-25.2%	\$4,147	42.7%	\$4,734	47.0%	10.2%
Research	\$0	0.0%	\$0	0.0%	0.0%	\$0	0.0%	\$0	0.0%	0.0%
Public Service	\$929	5.9%	\$1,609	7.1%	21.3%	\$0	0.0%	\$0	0.0%	0.0%
Academic Support	\$223	1.4%	\$217	1.0%	-32.0%	\$523	5.4%	\$812	8.1%	49.9%
Student Services	\$943	6.0%	\$5,430	24.1%	303.0%	\$676	7.0%	\$632	6.3%	-9.8%
Institutional Support	\$3,192	20.2%	\$2,885	12.8%	-36.7%	\$2,603	26.8%	\$2,080	20.7%	-22.9%
Operation and Maintenance of Plant	\$2,537	16.1%	\$2,796	12.4%	-22.8%	\$1,096	11.3%	\$1,114	11.1%	-1.9%
Scholarships & Fellowships	\$556	3.5%	\$1,708	7.6%	115.1%	\$644	6.6%	\$678	6.7%	1.6%
Other	\$0	0.0%	\$0	0.0%	0.0%	\$23	0.2%	\$13	0.1%	-43.0%
Total	\$15,795	100%	\$22,564	100%		\$9,712	100%	\$10,063	100%	

Expenditure Function	ASUMH					ASUMS				
	2020-2021	% of Total	2024-2025	% of Total	5-YR % Change	2020-2021	% of Total	2024-2025	% of Total	5-YR % Change
Instruction	\$4,734	44.2%	\$4,868	42.9%	-3.1%	\$4,577	28.7%	\$4,432	25.5%	-11%
Research	\$0	0.0%	\$0	0.0%	0.0%	\$0	0.0%	\$0	0.0%	0%
Public Service	\$101	0.9%	\$138	1.2%	28.3%	\$1,809	11.3%	\$1,916	11.0%	-3%
Academic Support	\$844	7.9%	\$829	7.3%	-7.5%	\$1,352	8.5%	\$1,857	10.7%	26%
Student Services	\$868	8.1%	\$1,008	8.9%	9.4%	\$979	6.1%	\$1,187	6.8%	11%
Institutional Support	\$1,931	18.0%	\$2,122	18.7%	3.6%	\$4,435	27.8%	\$4,451	25.6%	-8%
Operation and Maintenance of Plant	\$1,836	17.2%	\$1,833	16.1%	-6.0%	\$2,371	14.9%	\$3,012	17.3%	17%
Scholarships & Fellowships	\$384	3.6%	\$560	4.9%	37.4%	\$431	2.7%	\$508	2.9%	8%
Other	\$0	0.0%	\$0	0.0%	0.0%	\$0	0.0%	\$0	0.0%	0%
Total	\$10,699	100%	\$11,357	100%		\$15,953	100%	\$17,362	100%	

Expenditure Function	ASUN					ASUTR				
	2020-2021	% of Total	2024-2025	% of Total	5-YR % Change	2020-2021	% of Total	2024-2025	% of Total	5-YR % Change
Instruction	\$3,527	36.6%	\$3,844	40.7%	11.2%	\$4,734	44.2%	\$4,868	42.9%	-3.1%
Research	\$0	0.0%	\$0	0.0%	0.0%	\$0	0.0%	\$0	0.0%	0.0%
Public Service	\$0	0.0%	\$0	0.0%	0.0%	\$101	0.9%	\$138	1.2%	28.3%
Academic Support	\$617	6.4%	\$1,094	11.6%	81.0%	\$844	7.9%	\$829	7.3%	-7.5%
Student Services	\$874	9.1%	\$1,227	13.0%	43.1%	\$868	8.1%	\$1,008	8.9%	9.4%
Institutional Support	\$1,950	20.2%	\$2,152	22.8%	12.6%	\$1,931	18.0%	\$2,122	18.7%	3.6%
Operation and Maintenance of Plant	\$2,251	23.4%	\$844	8.9%	-61.8%	\$1,836	17.2%	\$1,833	16.1%	-6.0%
Scholarships & Fellowships	\$412	4.3%	\$280	3.0%	-30.6%	\$384	3.6%	\$560	4.9%	37.4%
Other	\$0	0.0%	\$0	0.0%	0.0%	\$0	0.0%	\$0	0.0%	0.0%
Total	\$9,631	100%	\$9,442	100%		\$10,699	100%	\$11,357	100%	

Expenditure Function	BRTC					CCCUA				
	2020-2021	% of Total	2024-2025	% of Total	5-YR % Change	2020-2021	% of Total	2024-2025	% of Total	5-YR % Change
Instruction	\$4,567	41.7%	\$5,937	44.8%	7.6%	\$4,467	46.2%	\$5,886	39.3%	-14.9%
Research	\$0	0.0%	\$0	0.0%	0.0%	\$0	0.0%	\$0	0.0%	0.0%
Public Service	\$359	3.3%	\$226	1.7%	-47.9%	\$71	0.7%	\$36	0.2%	-66.9%
Academic Support	\$489	4.5%	\$416	3.1%	-29.6%	\$784	8.1%	\$1,443	9.6%	18.9%
Student Services	\$960	8.8%	\$922	7.0%	-20.5%	\$1,023	10.6%	\$1,394	9.3%	-11.9%
Institutional Support	\$2,016	18.4%	\$2,186	16.5%	-10.3%	\$1,755	18.2%	\$2,052	13.7%	-24.4%
Operation and Maintenance of Plant	\$1,612	14.7%	\$1,691	12.8%	-13.2%	\$1,354	14.0%	\$2,200	14.7%	5.0%
Scholarships & Fellowships	\$959	8.8%	\$1,872	14.1%	61.5%	\$77	0.8%	\$281	1.9%	134.2%
Other	\$0	0.0%	\$0	0.0%	0.0%	\$135	1.4%	\$1,670	11.2%	697.2%
Total	\$10,962	100%	\$13,250	100%		\$9,665	100%	\$14,961	100%	

Expenditure Function	NAC					NPC				
	2020-2021	% of Total	2024-2025	% of Total	5-YR % Change	2020-2021	% of Total	2024-2025	% of Total	5-YR % Change
Instruction	\$5,160	42.8%	\$5,137	42.9%	0.2%	\$4,814	44.9%	\$5,640	49.9%	11.3%
Research	\$0	0.0%	\$0	0.0%	0.0%	\$0	0.0%	\$0	0.0%	0.0%
Public Service	\$0	0.0%	\$0	0.0%	0.0%	\$0	0.0%	\$0	0.0%	0.0%
Academic Support	\$1,622	13.4%	\$1,320	11.0%	-18.1%	\$626	5.8%	\$654	5.8%	-0.7%
Student Services	\$738	6.1%	\$781	6.5%	6.5%	\$1,248	11.6%	\$975	8.6%	-25.8%
Institutional Support	\$2,398	19.9%	\$1,998	16.7%	-16.1%	\$2,412	22.5%	\$2,478	21.9%	-2.4%
Operation and Maintenance of Plant	\$1,505	12.5%	\$1,452	12.1%	-2.9%	\$1,009	9.4%	\$902	8.0%	-15.1%
Scholarships & Fellowships	\$639	5.3%	\$1,294	10.8%	103.9%	\$623	5.8%	\$647	5.7%	-1.4%
Other	\$0	0.0%	\$0	0.0%	0.0%	\$0	0.0%	\$0	0.0%	0.0%
Total	\$12,062	100%	\$11,983	100%		\$10,732	100%	\$11,295	100%	

Expenditure Function	NWACC					OZC				
	2020-2021	% of Total	2024-2025	% of Total	5-YR % Change	2020-2021	% of Total	2024-2025	% of Total	5-YR % Change
Instruction	\$3,735	41.3%	\$4,106	43.1%	4.2%	\$5,141	41.4%	\$7,547	47.7%	15.3%
Research	\$0	0.0%	\$0	0.0%	0.0%	\$0	0.0%	\$0	0.0%	0.0%
Public Service	\$0	0.0%	\$0	0.0%	0.0%	\$401	3.2%	\$494	3.1%	-3.3%
Academic Support	\$1,589	17.6%	\$1,649	17.3%	-1.6%	\$130	1.0%	\$126	0.8%	-24.2%
Student Services	\$893	9.9%	\$1,108	11.6%	17.7%	\$838	6.7%	\$844	5.3%	-20.9%
Institutional Support	\$1,421	15.7%	\$1,621	17.0%	8.1%	\$3,021	24.3%	\$2,989	18.9%	-22.3%
Operation and Maintenance of Plant	\$1,401	15.5%	\$1,053	11.0%	-28.8%	\$2,265	18.2%	\$3,082	19.5%	6.9%
Scholarships & Fellowships	\$3	0.0%	\$0	0.0%	-100.0%	\$631	5.1%	\$740	4.7%	-7.9%
Other	\$0	0.0%	\$0	0.0%	0.0%	\$0	0.0%	\$0	0.0%	0.0%
Total	\$9,041	100%	\$9,537	100%		\$12,427	100%	\$15,822	100%	

Expenditure Function	PCCUA					SAC				
	2020-2021	% of Total	2024-2025	% of Total	5-YR % Change	2020-2021	% of Total	2024-2025	% of Total	5-YR % Change
Instruction	\$6,009	35.9%	\$5,966	30.5%	-15.0%	\$4,294	38.0%	\$5,301	41.5%	9.3%
Research	\$0	0.0%	\$0	0.0%	0.0%	\$0	0.0%	\$0	0.0%	0.0%
Public Service	\$643	3.8%	\$970	5.0%	29.1%	\$52	0.5%	\$58	0.5%	-1.4%
Academic Support	\$2,789	16.6%	\$2,797	14.3%	-14.2%	\$1,454	12.8%	\$522	4.1%	-68.2%
Student Services	\$1,502	9.0%	\$1,580	8.1%	-9.9%	\$619	5.5%	\$705	5.5%	1.0%
Institutional Support	\$2,676	16.0%	\$4,432	22.7%	41.8%	\$2,936	25.9%	\$3,788	29.6%	14.3%
Operation and Maintenance of Plant	\$2,490	14.9%	\$2,974	15.2%	2.3%	\$1,614	14.3%	\$1,894	14.8%	3.9%
Scholarships & Fellowships	\$643	3.8%	\$847	4.3%	12.8%	\$347	3.1%	\$509	4.0%	29.9%
Other	\$0	0.0%	\$0	0.0%	0.0%	\$0	0.0%	\$0	0.0%	0.0%
Total	\$16,752	100%	\$19,568	100%		\$11,315	100%	\$12,777	100%	

Expenditure Function	SAUT					SEAC				
	2020-2021	% of Total	2024-2025	% of Total	5-YR % Change	2020-2021	% of Total	2024-2025	% of Total	5-YR % Change
Instruction	\$4,050	32.7%	\$4,349	31.0%	-5.1%	\$4,596	33.1%	\$3,964	30.3%	-8.4%
Research	\$0	0.0%	\$0	0.0%	0.0%	\$0	0.0%	\$0	0.0%	0.0%
Public Service	\$0	0.0%	\$3	0.0%	0.0%	\$0	0.0%	\$0	0.0%	0.0%
Academic Support	\$1,312	10.6%	\$2,294	16.4%	54.6%	\$1,208	8.7%	\$915	7.0%	-19.6%
Student Services	\$1,170	9.4%	\$1,409	10.1%	6.5%	\$1,276	9.2%	\$1,291	9.9%	7.4%
Institutional Support	\$2,426	19.6%	\$2,839	20.3%	3.4%	\$4,644	33.4%	\$5,156	39.4%	17.9%
Operation and Maintenance of Plant	\$2,215	17.9%	\$1,860	13.3%	-25.8%	\$1,703	12.3%	\$1,731	13.2%	8.0%
Scholarships & Fellowships	\$1,209	9.8%	\$1,256	9.0%	-8.2%	\$465	3.3%	\$22	0.2%	-95.0%
Other	\$0	0.0%	\$0	0.0%	0.0%	\$0	0.0%	\$0	0.0%	0.0%
Total	\$12,381	100%	\$14,010	100%		\$13,891	100%	\$13,079	100%	

Expenditure Function	UACCB					UACCHT				
	2020-2021	% of Total	2024-2025	% of Total	5-YR % Change	2020-2021	% of Total	2024-2025	% of Total	5-YR % Change
Instruction	\$4,141	36.3%	\$4,451	36.5%	0.6%	\$4,319	37.6%	\$7,528	44.3%	18.0%
Research	\$0	0.0%	\$0	0.0%	0.0%	\$0	0.0%	\$0	0.0%	0.0%
Public Service	\$0	0.0%	\$0	0.0%	0.0%	\$447	3.9%	\$494	2.9%	-25.2%
Academic Support	\$1,831	16.0%	\$312	2.6%	-84.0%	\$881	7.7%	\$1,527	9.0%	17.4%
Student Services	\$1,215	10.7%	\$1,803	14.8%	38.8%	\$1,259	11.0%	\$1,136	6.7%	-38.9%
Institutional Support	\$2,385	20.9%	\$3,745	30.7%	47.0%	\$2,127	18.5%	\$3,954	23.3%	25.9%
Operation and Maintenance of Plant	\$1,216	10.7%	\$1,677	13.8%	29.1%	\$1,457	12.7%	\$1,745	10.3%	-18.9%
Scholarships & Fellowships	\$558	4.9%	\$201	1.6%	-66.3%	\$450	3.9%	\$593	3.5%	-10.7%
Other	\$61	0.5%	\$0	0.0%	-100.0%	\$556	4.8%	\$0	0.0%	-100.0%
Total	\$11,408	100%	\$12,189	100%		\$11,496	100%	\$16,977	100%	

Expenditure Function	UACCM					UACCRM				
	2020-2021	% of Total	2024-2025	% of Total	5-YR % Change	2020-2021	% of Total	2024-2025	% of Total	5-YR % Change
Instruction	\$2,190	31.0%	\$4,069	41.2%	32.7%	\$3,155	27.5%	\$3,246	29.9%	8.8%
Research	\$0	0.0%	\$0	0.0%	0.0%	\$0	0.0%	\$0	0.0%	0.0%
Public Service	\$0	0.0%	\$0	0.0%	0.00%	\$0	0.0%	\$0	0.0%	0.0%
Academic Support	\$1,009	14.3%	\$1,506	15.3%	6.6%	\$577	5.0%	\$680	6.3%	24.5%
Student Services	\$856	12.1%	\$994	10.1%	-17.0%	\$1,436	12.5%	\$1,844	17.0%	35.7%
Institutional Support	\$1,517	21.5%	\$1,732	17.5%	-18.4%	\$3,988	34.7%	\$2,828	26.0%	-25.1%
Operation and Maintenance of Plant	\$1,219	17.3%	\$1,168	11.8%	-31.5%	\$1,793	15.6%	\$2,054	18.9%	21.1%
Scholarships & Fellowships	\$264	3.7%	\$407	4.1%	10.3%	\$530	4.6%	\$210	1.9%	-58.1%
Other	\$0	0.0%	\$0	0.0%	0.0%	\$0	0.0%	\$0	0.0%	0.0%
Total	\$7,056	100%	\$9,877	100%		\$11,479	100%	\$10,862	100%	

Expenditure Function	UAEACC					UAPTC				
	2020-2021	% of Total	2024-2025	% of Total	5-YR % Change	2020-2021	% of Total	2024-2025	% of Total	5-YR % Change
Instruction	\$5,442	39.1%	\$5,391	33.9%	-13.3%	\$3,586	43.2%	\$3,679	34.3%	-20.6%
Research	\$0	0.0%	\$0	0.0%	0.0%	\$0	0.0%	\$0	0.0%	0.0%
Public Service	\$516	3.7%	\$790	5.0%	34.1%	\$0	0.0%	\$0	0.0%	0.0%
Academic Support	\$1,922	13.8%	\$1,266	8.0%	-42.4%	\$768	9.3%	\$806	7.5%	-18.8%
Student Services	\$1,347	9.7%	\$1,775	11.2%	15.4%	\$795	9.6%	\$1,020	9.5%	-0.6%
Institutional Support	\$2,410	17.3%	\$3,760	23.7%	36.6%	\$1,580	19.1%	\$2,630	24.5%	28.8%
Operation and Maintenance of Plant	\$1,701	12.2%	\$1,983	12.5%	2.0%	\$1,135	13.7%	\$1,968	18.4%	34.2%
Scholarships & Fellowships	\$543	3.9%	\$924	5.8%	48.9%	\$429	5.2%	\$264	2.5%	-52.4%
Other	\$28	0.2%	\$0	0.0%	-100.0%	\$0	0.0%	\$348	3.2%	0.0%
Total	\$13,909	100%	\$15,889	100%		\$8,293	100%	\$10,715	100%	

Appendix D: Scholarships

Table D-1. Undergraduate Academic and Performance Scholarship Expenditures for Fiscal 2024-2025*

Institution	Academic		Performance		Total Scholarships		Total Tuition & Fee Income	Scholarships as a Percent of Tuition & Fees	Average Academic Award	2024-2025 Tuition & Fees
	Awards	Amount	Awards	Amount	Awards	Amount				
ASUJ	1,589	\$9,543,071	391	\$872,275	1,980	\$10,415,346	\$122,129,982	8.5%	\$6,006	\$10,100
ATU	1,825	\$7,461,074	113	\$308,804	1,938	\$7,769,879	\$55,573,496	14.0%	\$4,088	\$9,972
HSU	361	\$1,189,734	39	\$90,586	400	\$1,280,320	\$19,826,492	6.5%	\$3,296	\$10,305
SAUM	524	\$3,010,833	87	\$229,540	611	\$3,240,373	\$44,482,695	7.3%	\$5,746	\$9,960
UAF	9,401	\$23,121,398	422	\$1,099,335	9,823	\$24,220,733	\$418,705,238	5.8%	\$2,459	\$10,104
UAFS	1,209	\$3,793,798	60	\$85,700	1,269	\$3,879,498	\$36,152,696	10.7%	\$3,138	\$9,128
UALR	1,946	\$4,850,074	63	\$97,386	2,009	\$4,947,460	\$63,900,973	7.7%	\$2,492	\$9,911
UAM	307	\$1,448,127	63	\$147,140	370	\$1,595,267	\$19,910,053	8.0%	\$4,717	\$9,303
UAPB	160	\$973,935	-	\$0	160	\$973,935	\$19,516,231	5.0%	\$6,087	\$9,383
UCA	3,164	\$8,951,451	185	\$390,579	3,349	\$9,342,030	\$94,964,683	9.8%	\$2,829	\$10,523
University Total	20,486	\$64,343,494	1,423	\$3,321,346	21,909	\$67,664,839	\$895,162,538	7.6%	\$3,141	\$9,869

*A.C.A. § 6-80-106 set a limit of 20% of tuition and fee income that could be used for scholarships. "Academic" and "Performance Scholarships" does not include scholarships made to a student who qualifies for a Pell Grant

Table D-2. Scholarship Increases FY 2024 to FY 2025

		2023-2024						2024-2025						Percent Change In:	
		Annual Tuition	2023-2024 E&G Tuition and Fee Income	Academic	Performance	Total Scholarships		Annual Tuition	2024-2025 E&G Tuition and Fee Income	Academic	Performance	Total Scholarships	Scholarship Expenditures		
ASUJ	% of Income	9,680	\$109,974,170	\$11,222,741	\$941,719	\$12,164,460 11.1%		10,100	\$122,129,982	\$9,543,071	\$872,275	\$10,415,346 8.5%	-14.4%		4.3%
ATU	% of Income	9,972	\$58,516,035	\$8,683,133	\$354,713	\$9,037,845 15.4%		9,972	\$55,573,496	\$7,461,074	\$308,804	\$7,769,879 14.0%	-14.0%		0.0%
HSU	% of Income	9,450	\$17,896,275	\$1,612,135	\$127,150	\$1,739,285 9.7%		10,305	\$19,826,492	\$1,189,734	\$90,586	\$1,280,320 6.5%	-26.4%		9.0%
SAUM	% of Income	9,820	\$48,313,745	\$3,702,696	\$351,308	\$4,054,003 8.4%		9,960	\$44,482,695	\$3,010,833	\$229,540	\$3,240,373 7.3%	-20.1%		1.4%
UAF	% of Income	9,747	\$387,098,600	\$22,944,956	\$1,189,250	\$24,134,206 6.2%		10,104	\$418,705,238	\$23,121,398	\$1,099,335	\$24,220,733 5.8%	0.4%		3.7%
UAFS	% of Income	8,594	\$33,323,270	\$3,060,980	\$71,089	\$3,132,070 9.4%		9,128	\$36,152,696	\$3,793,798	\$85,700	\$3,879,498 10.7%	23.9%		6.2%
UALR	% of Income	9,634	\$62,818,783	\$5,052,283	\$119,458	\$5,171,740 8.2%		9,911	\$63,900,973	\$4,850,074	\$97,386	\$4,947,460 7.7%	-4.3%		2.9%
UAMI	% of Income	8,868	\$19,568,166	\$1,445,304	\$206,176	\$1,651,480 8.4%		9,303	\$19,910,053	\$1,448,127	\$147,140	\$1,595,267 8.0%	-3.4%		4.9%
UAPB	% of Income	9,019	\$18,663,731	\$1,203,235	\$0	\$1,203,235 6.4%		9,383	\$19,516,231	\$973,935	\$0	\$973,935 5.0%	-19.1%		4.0%
UCA	% of Income	10,118	\$87,561,094	\$9,974,557	\$449,356	\$10,423,913 11.9%		10,523	\$94,964,683	\$8,951,451	\$390,579	\$9,342,030 9.8%	-10.4%		4.0%
Total	% of Income		\$843,733,869	\$68,902,020	\$3,810,219	\$72,712,238 8.6%			\$895,162,538	\$64,343,494	\$3,321,346	\$67,664,839 7.6%	-6.9%		

*Academic and Performance scholarships awarded to students who qualify for Pell Grants were excluded in accordance with A.C.A. § 6-80-106.

Table D-3. Academic & Performance Scholarship Expenditures as a Percent of Tuition & Fee Income

Institution		2021	2022	2023	2024	2025
ASUJ	Academic & Performance Scholarship	\$13,262,188	\$12,810,552	\$11,772,729	\$12,164,460	\$10,415,346
	Tuition & Fees	\$96,083,949	\$95,146,661	\$97,422,935	\$109,974,170	\$122,129,982
	Scholarship %	13.8%	13.5%	12.1%	11.1%	8.5%
ATU	Academic & Performance Scholarship	\$10,572,331	\$9,274,736	\$9,135,742	\$9,037,845	\$7,769,879
	Tuition & Fees	\$65,224,749	\$60,401,436	\$58,512,173	\$58,516,035	\$55,573,496
	Scholarship %	16.2%	15.4%	15.6%	15.4%	14.0%
HSU	Academic & Performance Scholarship	\$4,467,293	\$3,871,041	\$2,846,779	\$1,739,285	\$1,280,320
	Tuition & Fees	\$25,602,436	\$23,907,512	\$20,552,698	\$17,896,275	\$19,826,492
	Scholarship %	17.4%	16.2%	13.9%	9.7%	6.5%
SAUM	Academic & Performance Scholarship	\$4,342,594	\$4,517,643	\$3,949,777	\$4,054,003	\$3,240,373
	Tuition & Fees	\$38,976,397	\$41,737,940	\$48,839,780	\$48,313,745	\$44,482,695
	Scholarship %	11.1%	10.8%	8.1%	8.4%	7.3%
UAF	Academic & Performance Scholarship	\$18,570,553	\$19,207,308	\$21,254,471	\$24,134,206	\$24,220,733
	Tuition & Fees	\$320,501,264	\$332,162,581	\$361,445,464	\$387,098,600	\$418,705,238
	Scholarship %	5.8%	5.8%	5.9%	6.2%	5.8%
UAFS	Academic & Performance Scholarship	\$2,451,991	\$3,855,895	\$4,090,574	\$3,132,070	\$3,879,498
	Tuition & Fees	\$32,464,425	\$30,469,828	\$31,549,096	\$33,323,270	\$36,152,696
	Scholarship %	7.6%	12.7%	13.0%	9.4%	10.7%
UALR	Academic & Performance Scholarship	\$2,981,589	\$4,436,539	\$4,785,361	\$5,171,740	\$4,947,480
	Tuition & Fees	\$65,553,716	\$62,835,194	\$58,906,660	\$62,818,783	\$63,900,973
	Scholarship %	4.5%	7.1%	8.1%	8.2%	7.7%
UAM	Academic & Performance Scholarship	\$2,013,134	\$1,943,809	\$1,283,748	\$1,651,480	\$1,595,267
	Tuition & Fees	\$18,335,172	\$17,710,396	\$18,325,301	\$19,568,166	\$19,910,053
	Scholarship %	11.0%	11.0%	7.0%	8.4%	8.0%
UAPB	Academic & Performance Scholarship	\$2,447,621	\$1,755,664	\$1,267,748	\$1,203,235	\$973,935
	Tuition & Fees	\$19,367,357	\$20,198,731	\$20,836,336	\$18,663,731	\$19,516,231
	Scholarship %	12.6%	8.7%	6.1%	6.4%	5.0%
UCA	Academic & Performance Scholarship	\$14,515,503	\$13,587,005	\$11,122,198	\$10,423,913	\$9,342,030
	Tuition & Fees	\$84,615,496	\$84,598,009	\$84,598,009	\$87,561,094	\$94,964,683
	Scholarship %	17.2%	16.1%	13.1%	11.9%	9.8%
University Totals	Academic & Performance Scholarship	\$75,624,797	\$75,260,191	\$71,509,127	\$72,712,238	\$67,664,839
	Tuition & Fees	\$766,724,962	\$769,168,288	\$800,988,452	\$843,733,869	\$895,162,538
	Scholarship %	9.9%	9.8%	8.9%	8.6%	7.6%

*Academic and Performance scholarships awarded to students who qualify for a Pell Grant were excluded in accordance with A.C.A. § 6-80-106.

Appendix E: Enrollment Trend

Table E-1. Enrollment Trend - Universities

	2016	2021	2022	2023	2024	2025	Ten-Year Trend	Two-Year Trend	Enrollment Condition
ASUJ	12,450	12,205	12,004	11,998	13,194	14,584	17.1%	22%	Stable
ATU	9,180	7,799	7,027	6,728	6,626	6,260	-31.8%	-7.0%	Review Recommended
HSU	3,245	2,884	2,598	2,201	1,860	1,827	-43.7%	-17.0%	Needs Support
SAUM	3,930	3,890	3,994	4,288	4,239	3,913	-0.4%	-8.7%	Review Recommended
UAF	24,456	25,227	26,188	28,072	29,556	31,078	27.1%	10.7%	Stable
UAFS	5,409	4,574	4,230	4,151	4,274	4,267	-21.1%	2.8%	Stable
UALR	8,724	6,655	6,124	6,045	6,002	6,279	-28.0%	3.9%	Stable
UAM	2,721	2,365	2,272	2,246	2,326	2,324	-14.6%	3.5%	Stable
UAMS	2,661	3,117	3,198	3,227	3,271	3,397	27.7%	5.3%	Stable
UAPB	2,502	2,329	2,275	2,028	1,868	1,840	-26.5%	-9.3%	Review Recommended
UCA	10,691	9,441	9,133	9,048	8,974	9,316	-12.9%	3.0%	Stable
Total	85,970	80,486	79,043	80,032	82,189	85,084	-1.0%	6.3%	Stable

Enrollment Condition Definitions

Stable	
Lagging	-0.02
Review Recommended	-0.05
Needs Support	-0.1

Table E-2. Enrollment Trend - Two-Year Colleges

	2016	2021	2022	2023	2024	2025	Ten-Year Trend	Two-Year Trend	Enrollment Condition
ANC	917	827	776	802	773	820	-10.6%	2%	Stable
ASUB	2,899	2,148	1,980	2,059	2,153	2,359	-18.6%	14.6%	Stable
ASUMH	1,086	840	825	851	892	871	-19.8%	2.3%	Stable
ASUMS	1,069	702	638	593	593	688	-35.6%	16.0%	Stable
ASUN	1,838	1,626	1,677	1,493	1,598	1,714	-6.7%	14.8%	Stable
ASUTR	805	676	797	857	921	966	20.1%	12.8%	Stable
BRTC	1,270	1,090	1,082	1,127	1,086	1,182	-6.9%	4.9%	Stable
CCCUA	965	893	857	853	828	833	-13.7%	-2.4%	Lagging
NAC	1,314	1,148	1,225	1,258	1,295	1,333	1.5%	6.0%	Stable
NPC	1,908	1,622	1,586	1,610	1,601	1,726	-9.5%	7.3%	Stable
NWACC	4,883	4,382	4,130	4,496	4,720	5,088	4.2%	13.2%	Stable
OZC	812	728	702	665	645	677	-16.6%	1.7%	Stable
PCCUA	942	712	755	771	839	740	-21.4%	-4.0%	Lagging
SAC	1,076	877	873	880	861	842	-21.7%	-4.3%	Lagging
SAUT	1,084	821	800	773	718	759	-30.0%	-1.8%	Stable
SEAC	1,029	759	694	640	693	842	-18.2%	31.6%	Stable
UACCB	963	818	723	728	837	822	-14.6%	13.0%	Stable
UACCHT	948	798	750	713	740	725	-23.4%	1.7%	Stable
UACCM	1,545	1,357	1,307	1,292	1,449	1,426	-7.7%	10.4%	Stable
UACCRM	551	572	551	483	544	606	9.9%	25.6%	Stable
UAEACC	751	705	688	700	729	844	12.3%	20.6%	Stable
UAPTC	5,150	3,534	3,307	3,159	3,293	3,680	-28.6%	16.5%	Stable
Total	33,803	27,633	26,722	26,800	27,806	29,543	-12.6%	10.2%	Stable

Enrollment Condition Definitions

Stable

Lagging -0.02

Review Recommended -0.05

Needs Support -0.1

Appendix F: IHE % of State Revenue

	2023 Percent of Revenue from State Support	2024 Percent of Revenue from State Support	2025 Percent of Revenue from State Support	Three-Year Trend	
INSTITUTION					
ASUJ	39%	37%	34%	-5%	Lagging
ATU	37%	37%	37%	0%	Stable
HSU	51%	53%	51%	1%	Stable
SAUM	26%	27%	28%	2%	Stable
UAF	26%	25%	23%	-3%	Lagging
UAFS	44%	41%	40%	-4%	Lagging
UALR	50%	49%	47%	-3%	Lagging
UAM	48%	45%	45%	-3%	Lagging
UAPB	54%	55%	48%	-6%	Review Recommended
UCA	41%	40%	38%	-3%	Lagging
4-YR SUBTOTAL	36%	34%	33%	-3%	
ANC	63%	68%	65%	3%	Stable
ASUB	56%	54%	52%	-4%	Lagging
ASUMH	41%	38%	38%	-4%	Lagging
ASUMS	70%	68%	52%	-18%	Needs Support
ASUN	48%	44%	44%	-4%	Lagging
ASUTR	56%	56%	51%	-5%	Lagging
BRTC	55%	48%	46%	-8%	Review Recommended
CCCUA	46%	45%	43%	-3%	Lagging
NAC	57%	54%	53%	-4%	Lagging
NPC	59%	58%	56%	-3%	Lagging
NWACC	29%	27%	24%	-5%	Lagging
OZC	50%	48%	44%	-6%	Review Recommended
PCCUA	62%	62%	64%	1%	Stable
SAC	62%	60%	60%	-2%	Stable
SAUT	49%	52%	54%	5%	Stable
SEAC	70%	64%	59%	-10%	Needs Support
UACCB	49%	45%	46%	-3%	Lagging
UACCHT	60%	54%	52%	-8%	Review Recommended
UACCM	46%	43%	42%	-5%	Lagging
UACCRM	53%	55%	49%	-4%	Lagging
UAEACC	74%	66%	71%	-4%	Lagging
UAPTC	41%	39%	38%	-3%	Lagging
2-YR SUBTOTAL	51%	49%	47%	-5%	
ATU-Ozark	37%	33%	32%	-4%	Lagging
UAM-Crossett	67%	65%	62%	-5%	Review Recommended
UAM-McGehee	72%	70%	67%	-5%	Lagging
TECH CENTER SUBTOTAL	50%	46%	45%	-5%	
TOTAL	24%	23%	23%	-1%	

Percent of Revenue from State Support Definitions

Stable	Increasing or relatively stable (i.e., <2% decrease)
Lagging	Decreased by 2% to 5%
Review Recommended	Decreased by 5% to 10%
Needs Support	Decreased by >10%

Appendix G: Facilities Condition Index Summary (FCIS)

Facilities Audit 2024 Summary

Institution	E&G Maintenance Needs	E&G Critical Maintenance
ASUJ	\$260,431,811	\$7,355,500
ATU	\$204,856,997	\$36,150,948
HSU	\$121,949,500	\$31,238,000
SAUM	\$170,437,853	\$5,352,250
UAF	\$450,735,066	\$18,546,000
UAFS	\$51,181,399	\$9,429,830
UALR	\$406,526,621	\$141,862,450
UAM	\$144,781,768	\$65,210,000
UAPB	\$119,383,648	\$5,350,000
UCA	\$377,220,301	\$34,020,000
UNIV TOTAL	\$2,307,504,964	\$354,514,978
ANC	\$13,293,480	\$6,802,114
ASUB	\$13,364,583	\$4,450,406
ASUMH	\$15,629,989	\$20,000
ASUMS	\$28,327,563	\$1,073,500
ASUN	\$21,480,100	\$0
ASUTR	\$12,179,487	\$30,000
BRTC	\$23,609,542	\$683,200
CCCUA	\$18,518,861	\$962,000
EACC	\$26,020,873	\$437,000
NAC	\$21,461,545	\$1,954,500
NPC	\$40,338,627	\$1,583,100
NWACC	\$37,233,865	\$7,945,000
OZC	\$14,641,862	\$850,000
PCCUA	\$52,891,503	\$6,185,299
SAC	\$8,769,520	\$1,025,000
SAUT	\$52,308,883	\$7,404,558
SEAC	\$16,452,145	\$1,500,000
UACCB	\$11,653,327	\$5,949,700
UACCH-T	\$14,966,793	\$3,381,054
UACCM	\$11,345,953	\$2,075,000
UACCRM	\$6,431,134	\$564,789
UA-PTC	\$32,902,861	\$682,000
COLLEGE TOTAL	\$493,822,496	\$55,558,220
ATU-Ozark	\$10,540,084	\$154,806
UAM-Crosset	\$7,053,251	\$1,175,000
UAM-McGehee	\$8,263,304	\$2,175,000
TECH INST TOTAL	\$25,856,639	\$3,504,806
UAMS	\$679,778,870	\$49,039,249
UA-System - Div of Agri	\$96,574,064	\$9,069,312
UA-AAS	\$4,648,310	\$1,168,304
UA-SYS	\$2,648,327	\$494,000
SAUT-ETA	\$825,389	\$243,072
SAUT-FTA	\$2,882,000	\$400,297
NON-FORMULA TOTAL	\$787,356,960	\$60,414,234
GRAND TOTAL	3,614,541,059	473,992,238

Appendix H:

Bonds and Loans Approved by

AHECB 2007-2025

Institution	Date of AHECB Approval	Maximum Total of Issue	Terms	Project Description	Type of Project
ASU	Oct-07	\$10,000,000	25 yrs / 5.25%	E&G purposes on the campuses at Searcy, Mountain Home, and Newport.	E&G
NAC	Oct-07	\$4,700,000	30 yrs / 4.85%	E&G purposes to construct refund outstanding bonds, renovate the L.E. "Gene" Durand Conference Center and for various other capital improvements.	E&G
SAUM	Oct-07	\$14,000,000	30 yrs / 4.5%	E&G purposes to construct a new science facility and for various other academic and administrative construction needs.	E&G
ATU	Feb-08	\$3,300,000	30 yrs / 5%	E&G purposes for the Physical Plant.	E&G
ATU	Feb-08	\$2,000,000	30 yrs / 4.6%	Auxiliary purposes for Campus Courts Housing.	Auxiliary
CCCUA	Feb-08	\$2,000,000	15 yrs / 3.2%	Loan for E&G purposes to construct the Ashdown Center, agriculture facility, Fine Arts classroom facility.	E&G
NPCC	Feb-08	\$3,800,000	30 yrs / 4.75%	E&G purposes to construct Nursing & Health Sciences Building.	E&G
ATU-Ozark	Apr-08	\$2,130,000	30 yrs / 5%	E&G purposes to construct student services facility and for various other capital improvements on the Ozark Campus.	E&G
ATU	Apr-08	\$8,000,000	30 yrs / 5%	E&G purposes to construct an academic/advising facility and for various other capital improvements.	E&G
UAF	Apr-08	\$6,150,000	20 yrs / 5.1%	E&G purposes to renovate space for KUAF and for the purchase of property.	E&G
UAF	Apr-08	\$44,850,000	30 yrs / 5.1-5.9%	Auxiliary purposes to construct a 1500-space parking garage with student-oriented retail space and a surface parking lot; to finance improvements to the Harmon Avenue Parking Garage; and to purchase properties for the facilities.	Auxiliary
SAU	May-08	\$6,345,000	30 yrs / 5.5%	E&G purposes to construct a new student activity/recreation center and for various other academic and administrative construction needs.	E&G
ATU	Jul-08	\$2,150,000	30 yrs / 5%	Auxiliary purposes to fund the renovation of Critz and Hughes Hall.	Auxiliary
UACCH	Jul-08	\$2,700,000	30 yrs / 5%	E&G purposes to complete financing for the Science/Technology Center.	E&G
PCCUA	Jul-08	\$12,305,000	30 yrs / 5%	E&G purposes to refund the 1997 bond issue and complete financing for the Grand Prairie Center on the Stuttgart campus.	E&G
UAF	Jul-08	\$5,000,000	5 yrs / 5%	Auxiliary loan used for renovations to various athletic facilities.	Auxiliary
UCA	Oct-08	\$6,000,000	1 yr / 4.59%	E&G loan/line-of-credit for operational purposes.	E&G
ASU-SYS	Jan-09	\$9,500,000	30 yrs / 5.5%	Auxiliary purposes to construct and furnish two new 50-bed residence halls, construct a commons building for an existing campus apartment complex, and deferred maintenance projects in existing residence halls.	Auxiliary
UAFS	Jan-09	\$24,540,000	25 yrs / 6.05%	Auxiliary purposes to construct and equip a 400-bed student housing complex.	Auxiliary
UAM	Jan-09	\$1,000,000	10 yrs / .53%	E&G purposes to fund deferred maintenance and energy savings projects on the Monticello campus.	E&G
ATU	Apr-09	\$5,120,000	30 yrs / 5.25%	E&G purposes to expand the engineering building, purchase academic facilities, expand the science building, and various other capital improvements.	E&G
SAU	Apr-09	\$2,000,000	30 yrs / 5.5%	E&G purposes to renovate and update current academic and administrative facilities.	E&G
UCA	May-09	\$6,000,000	1 yr / 4.96%	E&G loan/line-of-credit for operational purposes.	E&G
SACC	Jul-09	\$3,590,000	30 yrs / 5%	E&G purposes to construct a Health Sciences building.	E&G
ASUMH	Jul-09	\$2,500,000	20 yrs / 5.5%	E&G purposes to construct a Community Development Center.	E&G
NWACC	Jul-09	\$10,660,000	30 yrs / 5%	E&G purposes to purchase property adjacent to the main campus as an extension of education and general instructional space and offices.	E&G
UALR	Sep-09	\$34,750,000	20 yrs / 5.5%	E&G purposes to acquire, construct, and equip a variety of capital improvements at UALR, including (i) completion of the Engineering and Information Technology Building, (ii) elevator upgrades; (iii) renovations to the Stella Boyle Smith Concert Hall, (iv) construction of a Nanotechnology Sciences Center, (v) construction of a Student Services One-Stop Center, (vi) renovation of an existing building for Health and Wellness Academic Programs.	E&G
UALR	Oct-09	\$30,000,000	25 yrs / 4.5%	Auxiliary purposes to construct and equip a housing complex and construct a student recreation and sports complex.	Auxiliary
SAU	Oct-09	\$10,310,000	30 yrs / 4.85%	Auxiliary purposes to refund the 1999, 2001 and 2003 auxiliary issues, auxiliary construction purposes and other various capital improvements.	Auxiliary
OZC	Oct-09	\$3,600,000	30 yrs / 4.8%	E&G purposes to refund a previous bond issue and construct an educational facility at the Mtn. View location.	E&G

Institution	Date of AHECB Approval	Maximum Total of Issue	Terms	Project Description	Type of Project
UAF	Dec-09	\$54,000,000	30 yrs/ 5.5%	Auxiliary and E&G purposes to fund E&G renovation projects in Peabody Hall for the College of Education and Health Professions, Phase I of classrooms and teaching laboratories, Old Health Center for Nursing and the Speech and Communication Disorders Clinic, Bud Walton Hall for the David and Barbara Pryor Center for Arkansas Oral and Visual History and the Center for Space and Planetary Sciences, Davis Hall for University Relations (\$4 million), and Utility Tunnel Expansion; to construct the Nanoscale Science and Engineering Building; and to purchase property and various equipment. The proceeds will also be used to fund auxiliary renovation projects in various residence halls and one fraternity.	Auxiliary
UACCB	Jan-10	\$1,000,000	10 yrs/ 0.45%		E&G
ASUB	Jan-10	\$11,950,000	30 yrs/ 4.75%		Auxiliary
ATU	Apr-10	\$1,730,000	30 yrs/ 5.25%	E&G and auxiliary purposes. E&G purposes to fund 33 percent of the cost to renovate an existing student services center for the purpose of creating a student union that will include library and computer lab facilities for academic use and auxiliary purposes to fund 67 percent of the cost to renovate an existing student services center for the purpose of creating a student union that will expand the bookstore and add food service operations.	E&G/Auxiliary
UCA	Apr-10	\$6,000,000	Repaid no later		E&G
MSCC	Jul-10	\$5,180,000	30 yrs/ 5%	E&G loan/line-of-credit for current operations purposes.	E&G
UCA	Jul-10	\$42,000,000	30 yrs/ 5.25%	E&G purposes to construct a Bio-Diesel Technology Building and surrounding infrastructure.	E&G
NWACC	Jul-10	\$15,000,000	25 yrs/ 6.6%	E&G purposes to refund certain existing bonds and fund a pro-rata	E&G/Auxiliary
UACCM	Jul-10	\$800,000	10 yrs/ .38%	E&G purposes to construct a Health Professions Building.	E&G
HSU	Oct-10	\$2,750,000	30 yrs/ 7%	CSRB Loan for ADA and safety issues as well as infrastructure improvements.	E&G
EACC	Oct-10	\$3,500,000	30 yrs/ 4.85%	CSRB Loan proceeds combined with \$2,500,000 from a private source for the purpose of constructing a new dining facility on campus.	Auxiliary
CCCUA	Oct-10	\$300,000	20 yrs/ 5.25%	E&G purposes to retire existing debt, purchase facilities to house the Transportation Programs,	E&G
UAFS	Nov-10	\$9,300,000	25 yrs/ 4.5%	E&G purposes to purchase and renovate a building in order to offer classes at Murfreesboro.	E&G
UAMS	Nov-10	\$52,450,000 & \$12,000,000	20 yrs/ 4.5% & 10 yrs/ 3%	E&G purposes to renovate the Boreham Library.	E&G
OTC	Feb-11	\$565,000	15 yrs/ .37%	Auxiliary purposes for (a) improving, equipping and furnishing the ninth floor of the new patient tower building, which will add 60 acute care beds and is expected to generate	Auxiliary
SAUM	Feb-11	\$6,500,000 & \$1,603,000	30 yrs/ 4.75% &	CSRB Loan for educational and general purposes to remodel and expand the Cosmetology Building.	Auxiliary
ATU	Feb-11	\$2,500,000	30 yrs/ 5.25%	E&G purposes for construction of a new Agricultural Center and to update current academic	E&G
				Auxiliary purposes to renovate and equip Tucker Hall as a residence hall for students.	E&G/Auxiliary

Institution	Date of AHECB Approval	Maximum Total of Issue	Terms	Project Description	Type of Project
PTC	Sep-11	\$71,000,000	30 yrs/ 4.65%	E&G purposes to refund approximately \$26million in existing debt & to construct and equip a 100,000 square foot Fine and Performing Arts/Humanities Center and a 30,000 square foot Culinary Arts and Hospitality Management Center.	E&G
UACCH	Oct-11	\$1,100,000	10 yrs/ .20%	E&G purposes for the construction of an Instruction Services Center at Texarkana, Arkansas.	E&G
UAFS	Oct-11	\$2,200,000	10 yrs/ 0.00%	E&G purposes of the loan will be used to fund infrastructure upgrades on the UAFS campus, including the creation of a central energy plant to provide district cooling and district heating to various campus facilities and a campus lighting retrofit.	E&G
UCA	Oct-11	\$15,500,000	30 yrs/ 5.50%	Auxiliary purposes for the expansion of the Health, Physical Education, and Recreation Center (HPER).	Auxiliary
ASUJ	Jan-12	\$19,640,000	30 yrs/ 5.50%	Auxiliary purposes of acquiring, constructing and equipping new housing facilities including Greek housing facilities and a new honors dormitory and for improvements to Kays Hall dormitory including heating, ventilation and air conditioning (HVAC) system.	Auxiliary
ASUN	Jan-12	\$2,000,000	15 yrs/ 4.00%	E&G purposes to fund the construction of a classroom building on the Arkansas State University - Newport Technical Center - Jonesboro campus.	E&G
MSCC	Apr-12	\$19,500,000	30 yrs/ 3.75%	E&G purposes to refund Series 2007 bond issue and to use balance of proceeds in the acquisition, construction, equipping and furnishing a Wellness Center and FEMA Storm Shelter at the college.	E&G
UALR	Apr-12	\$16,000,000	25 yrs/ 4.50%	Auxiliary purposes to acquire a 420-bed apartment complex located adjacent to the university's sports and recreation complex.	Auxiliary
UAMS	Apr-12	\$10,650,000	30 yrs/ 4.25%	Auxiliary purposes to acquire Central Arkansas Radiation Therapy Institute's Facilities and equipment located on the campus of UAMS.	Auxiliary
ATU	Apr-12	\$1,500,000	30 yrs/ 5.00%	Auxiliary purposes to construct, equip and rehabilitate various athletic facilities on the campus of Arkansas Tech University in Russellville, Arkansas.	Auxiliary
SAUM	Apr-12	\$6,000,000	30 yrs/ 5.00%	Auxiliary purposes for the construction of a 60 bed apartment complex and for other auxiliary purposes.	Auxiliary
SAUT	Apr-12	\$6,000,000	30 yrs/ 5.00%	E&G purposes to acquire, construct, and equip a multipurpose student facility and to make additional renovations to educational and general facilities on the East-Camden campus.	E&G
RMCC	Jun-12	\$6,700,000	30 yrs/ 4.95%	E&G purposes to retire existing debt and construct library, classroom, lab and meeting space on the campus of Rich Mountain Community College in Mena, Arkansas.	E&G
UAF	Jun-12	\$72,000,000	30 yrs/ 5.50%	Various E&G and auxiliary purposes.	E&G/Auxiliary
UAMS	Jun-12	\$60,000,000	7 yrs/ 2.00%	Loan - to acquire the Epic integrated clinical information system.	E&G/Auxiliary
NAC	Jul-12	\$3,500,000	25 yrs/ 4.75%	E&G purposes to construct, equip and furnish a science building.	E&G
UCA	Jul-12	\$12,500,000	24 yrs/ 4.50%	Auxiliary purposes to purchase Bear Village, a 600-bed apartment complex owned by the UCA Foundation and leased by UCA.	Auxiliary
ASUJ	Oct-12	\$7,300,000	30 yrs/ 5.00%	Auxiliary purposes for the completion of new housing facilities including Greek housing facilities and a new honors dormitory and for improvements to the Kays Hall dormitory,	Auxiliary
ATU	Oct-12	\$6,000,000	30 yrs/ 5.25%	Auxiliary purposes to renovate and expand Chambers Cafeteria.	Auxiliary
OZC	Oct-12	\$3,000,000	30 yrs/ 4.50%	E&G purposes to construct, equip and furnish a student services building on the Melbourne campus, establish pedestrian walkways and additional parking facilities.	E&G
UAM	Oct-12	\$8,990,000	25 yrs/ 4.50%	Auxiliary purposes to renovate residence halls.	Auxiliary

Institution	Date of AHECB Approval	Maximum Total of Issue	Terms	Project Description	Type of Project
SAUM	Feb-13	\$7,250,000 - E&G and \$2,100,000 - Auxiliary	30 yrs/ 5.00%	E&G purposes \$850,000 issue to make improvements to the Watson Gymnasium facilities on the campus of SAUM & \$6.4M to refund the 2008 E&G issue. \$2.1M for auxiliary purposes to construct, equip and rehabilitate various housing and other auxiliary facilities on the campus of SAUM.	E&G/Auxiliary
SAUT	Feb-13	\$1,000,000	30 yrs/ 5.00%	E&G purposes of acquiring, construction, and equipping a multipurpose student facility and to make additional renovations to educational and general facilities on the East-Camden campus, including the construction of an additional 38,000 square feet to the existing facility plus other educational and general purposes.	E&G
UAF	Mar-13	\$99,000,000	15 yrs/4.00% & 30 yrs/ 4.75%	Auxiliary portion for \$36.5M to construct an Athletic Academic and Dining Facility, a Baseball and Trach Indoor Training Facility, a Basketball Practice Facility and other capital improvements and infrastructures and various equipment for athletic purposes if proceeds are available. E&G portion for \$62.5M for the construction of a classroom and teaching laboratory, renovation of the Old Fieldhouse into a Performing Arts Center, construction of the Leroy Pond Utility Plant and to acquire, construct, improve, renovate, equip and/or furnish other capital improvements and infrastructure and to acquire various equipment and/or real property.	Auxiliary/E&G
ATU	Apr-13	\$1,750,000	30 yrs/ 5.25%	Auxiliary purposes to renovate and expand Chambers Cafeteria.	Auxiliary
CCCUA	Apr-13	\$4,150,000	30 yrs/ 4.00%	E&G purposes to acquire certain properties, improvements and educational facilities in Howard County, AR through the exercise of an option to purchase under an AR State Lease and Option Agreement.	E&G
UCA	Apr-13	\$3,000,000	15 yrs/ 5.00%	Loan - Auxiliary purposes to defease debt held by the UCA Foundation.	Auxiliary
UALR	Jun-13	\$30,500,000	18 yrs/ 3.75%	E&G purposes to fund a complete campus energy management and conservation program.	E&G
BRTC	Jun-13	\$11,000,000	30 yrs/ 3.50%	Loan - E&G purposes to fund the construction of a health and science facility on the BRTC campus at Pocahontas.	E&G
ASUJ	Jul-13	\$1,000,000	10 yrs/ 1.00%	CSB Revolving Loan Fund - E&G purposes for Americans with Disabilities Act (ADA) campus surface improvements including pedestrian walkways and parking.	E&G
HSU	Jul-13	\$1,100,000	20 yrs/ 5.00%	Auxiliary purposes to repay their food service provider, Aramark for equipment and renovation of the café portion of the Garrison Activity and Conference Center.	Auxiliary
ASUJ	Oct-13	\$27,700,000	30 yrs/ 6.50%	E&G purposes to construct, furnish, and equip a student activities center and to complete a humanities and social sciences building.	E&G
ATU	Oct-13	\$5,500,000	30 yrs/ 5.00%	E&G purposes to construct, equip and furnish an academic classroom, student support and administrative facility.	E&G
UCA	Oct-13	\$13,800,000	30 yrs/ 5.75%	Auxiliary purposes for the design and construction of five sorority houses and one National Pan Hellenic Council (NPHC) facility, on the University's campus to be known as "Greek Village, Phase I."	Auxiliary
HSU	Mar-14	\$33,000,000	30 yrs/ 6.35%	Auxiliary purposes for the following: (a) the acquisition and renovation of an existing 288 bed apartment complex known as Whispering Oaks Apartments, (b) the acquisition, construction, furnishing and equipping of a new 300 bed residence hall, (c) the acquisition, construction, furnishing and equipping of a new 240 bed apartment-style complex, (d) the renovation of the football stadium, including particularly, without limitation, new turf, a new entrance, new ticket booths and fencing, (e) the construction of a new intramural field, (f) the renovation of the baseball field, including particularly, without limitation, new turf and seating, (g) the renovation of the softball field, including particularly, without limitation, new turf, (h) the renovation of existing housing facilities, including particularly, without limitation, East Hall, West Hall, Sturgis Hall and International House and (i) the construction of new parking lots.	Auxiliary
CotO	Apr-14	\$1,000,000	15 yrs/ 0.24%	CSB Revolving Loan Fund - E&G purposes for the purchase and renovation of a building for workforce training.	E&G
SAUM	Apr-14	\$10,000,000	20 yrs/ 5.00%	Auxiliary purposes to purchase the University Village apartments on the campus of Southern Arkansas University in Magnolia, Arkansas.	Auxiliary
UCA	Apr-14	\$13,500,000	30 yrs/ 5.75%	E&G purposes to fund the design and construction of the Lewis Science Addition including the replacement of the Lewis Science Center roof.	E&G

Institution	Date of AHECB Approval	Maximum Total of Issue	Terms	Project Description	Type of Project
UAF	Jun-14	\$33,500,000	30 yrs/ 5.00% (E&G) and 6.00%	E&G purposes \$27,000,000 issue for the following projects: (1) acquiring the Cato Springs Research Center building, grounds and adjacent property with an approximate annual debt service of \$458,853 supported by the existing budgeted annual lease costs of the facility with	E&G/Auxiliary
UAFS	Jun-14	\$11,000,000	25 yrs/ 5.00%	E&G purposes to fund the acquisition, construction, equipping and furnishing of a student recreation and wellness center, and acquiring, constructing, improving, renovating, equipping and/or furnishing other capital improvements and infrastructure and acquiring various equipment and/or real property for the University of Arkansas at Fort Smith.	E&G
ATU-Ozark Camp	Jul-14	\$6,000,000	30 yrs/ 5.00%	E&G purposes to construct and equip the Allied Health Building and complete the Roofing Project for the Technology and the Academic Support Building.	E&G
NWACC	Jul-14	\$3,000,000	20 yrs/ 4.00%	E&G purposes to purchase 20 acres of land in Springdale, Arkansas.	E&G
UA-SYS	Oct-14	\$500,000	10 yrs/ 0.22%	CSB Revolving Loan Fund - E&G purposes along with reserves set aside for these projects, will be used for major repairs to the B. Alan Sugg Administration Building, including repair of the roof and replacement of weather damaged windows and doors.	E&G
UCA	Oct-14	\$17,500,000	30 yrs/ 5.75%	Auxiliary purposes to fund the design and construction of the Donaghey Hall.	Auxiliary
NWACC	Jan-15	\$18,400,000	15 yrs/ 3.75%	Auxiliary purposes to refinance district capital improvement bonds.	Auxiliary
SAUM	Jan-15	\$10,000,000	30 yrs/ 5.00%	E&G purposes to construct and/or renovate facilities for the Engineering program and to make improvements in the Health, Kinesiology and Recreational facilities and to construct and/or renovate facilities for the Engineering program on the campus of Southern Arkansas University in Magnolia, Arkansas.	E&G
ASUJ	Jan-15	\$1,500,000	10 yrs/ 0.00%	E&G purposes to complete energy efficient upgrades of the cooling tower system at the Convocation Center and the energy control system of the Arkansas Biosciences Institute building.	E&G
ANC	Jul-15	\$5,105,000	30 yrs/ 4.50%	E&G purposes for the construction and equipping of the College's Center for Allied Technologies and pay the expenses of issuing the bonds.	E&G
ATU	Jul-15	\$1,250,000	30 yrs/ 4.75%	Auxiliary purposes to renovate Wilson Residence Hall on the campus of Arkansas Tech University.	Auxiliary
ATU	Jul-15	\$2,000,000	5 yrs/ 3.00%	E&G purposes for upgrading computer hardware in the University's computer center.	E&G
ATU	Jul-15	\$1,000,000	10 yrs/ 4.00%	Auxiliary purposes to renovate Wilson Residence Hall on the campus of Arkansas Tech University.	Auxiliary
UAF	Jul-15	\$8,000,000 - \$3,860,000 (E&G) and \$4,140,000 (Auxiliary)	30 yrs/ 5.50%	E&G purposes to fund a utility infrastructure expansion with an approximate 5,300 lineal feet (LF) of buried, six inch, wrapped steel pipe for a high pressure, natural gas service line to	E&G/Auxiliary
ASUJ	Sep-15	\$8,000,000	8 yrs/ 5.0%	Proceeds from the loan will be used to renovate and modernize Wilson Hall including the reconfiguration of building infrastructure for new laboratories and learning environments and safety, technology, and ADA improvements.	E&G
UACCM	Jan-16	\$10,000,000	30 yrs/ 5.50%	E&G purposes to construct a Workforce Training Center (WTC) allowing UACCM to increase the capacity of several technical training programs including Welding, Automotive Technology, HVAC, Industrial Maintenance and add options that industry partners have suggested including Diesel Engine Technology.	E&G
UAF	Feb-16	\$30,000,000	30 yrs/ 5.50%	E&G purposes to (1) fund the initial stage of the construction of an approximately 20,000 sq. ft. library storage facility; (2) continue the renovation of an addition of approximately 3,500 sq. ft. to Kimpel Hall; (3) to fund the initial stage of the construction of an approximately 25,000 sq. ft. Civil Engineering Research and Education Center; (4) complete the renovation of Discovery Hall with the addition of no new square footage; (5) construct five new campus entrance signs (no square footage); (6) pay for the initial design of the new University Recreation Intramural Sports Playing Fields with no new square footage constructed with this stage; and (7) fund the acquisition, construction, improvement, renovation, equipping and/or furnishing of other capital improvements and infrastructure and the acquisition of various equipment and/or real property if proceeds are available. Auxiliary purposes to (1) renovate and construct an addition of approximately 5,668 sq. ft. to the Sigma Alpha Epsilon Fraternity; (2) fund the initial stage of construction of an approximately 20,000 sq. ft. addition to the Pat Walker Health Center; and (3) other capital improvements and infrastructure and various equipment for auxiliary purposes if proceeds are available.	E&G/Auxiliary
NAC	May-16	\$1,800,000	15 yrs/2.7%	E&G loan to finance an Energy Performance Project under the guidelines of the Arkansas Energy Performance Contracting (AEPC) Program overseen by the Arkansas Energy Office.	E&G

Institution	Date of AHECB Approval	Maximum Total of Issue	Terms	Project Description	Type of Project
UACCB	Sep-16	\$2,000,000	10 yrs/0.68%	CSB Revolving Loan Fund - E&G purposes to construct a Workforce Training Center including classrooms, offices, student lounge, clean lab, conference room, innovation hub, rest rooms, and a large open area for teaching workforce training courses/programs.	E&G
SACC	Sep-16	\$2,500,000	15 yrs/2.05%	E&G loan to finance an Energy Performance Project under the guidelines of the Arkansas Energy Performance Contracting (AEPC) Program overseen by the Arkansas Energy Office.	E&G
UAF	Sep-16	\$120,000,000	20 yrs/5.50%	Auxiliary purposes to fund the Donald W. Reynolds Razorback Stadium project, which includes a north end zone expansion, improvements and updates to existing areas in the stadium, and replacement of the Broyles Athletic Center.	Auxiliary
UALR	Jan-17	\$2,000,000	10 yrs/0.00%	E&G loan from the Arkansas Sustainable Building Design Revolving Loan Fund which is managed by the Arkansas Building Authority to complete energy efficient upgrades by expanding the campus-wide heated and chilled water loops.	E&G
UAM	Jan-17	\$14,500,000	25 yrs/ 6.0%	E&G purposes \$10.75M issue to fund the construction of a new Student Success Center needed for academic advising, career advising, counseling, testing, and enrollment services. As well as a new Police Station for the Monticello campus, a new Workforce Building on the Crossett campus, various ADA upgrades, roof repairs, and other critical maintenance needs for the Monticello campus. \$3.75M for auxiliary purposes will be used to renovate Horsfall Hall, to construct space for the relocation of the UAM Bookstore and to provide space for retail food service, which will also be housed in the new Student Success Center.	E&G/Auxiliary
SAUM	Jan-17	\$8,000,000	30 yrs/ 4.50%	Auxiliary purposes to renovate and repurpose an existing building into a living/learning community style residence hall, and to construct and equip an additional residence hall, and other related auxiliary projects.	Auxiliary
SAUM	May-17	\$1,060,000	10 yrs/ 3.60%	E&G purposes \$500,000 issue to construct a facility that will serve as the president's residence and official event's facility. \$560,000 for auxiliary purposes will be used to purchase an apartment complex previously leased by the university at an annual rate of \$103,398.	E&G/Auxiliary
UAF	Jun-17	\$113,000,000	30 yrs/5.50%	E&G purposes \$27.5 million to (1) continue the construction of an approximately 20,000 sq. ft. library storage facility; (2) continue the renovation of an addition of approximately 3,500 sq. ft. to Kimpel Hall; (3) begin the construction phase of an approximately 25,000 sq. ft. Civil Engineering Research and Education Center; (4) proceed with the first phase of construction of new intramural playing fields; (5) acquire, construct and equip improvements to the south campus steam and utility systems; and (6) fund the acquisition, construction, improvement, renovation, equipping and/or furnishing of other capital improvements and infrastructure and the acquisition of various equipment and/or real property if proceeds are available. \$85.5 million for auxiliary purposes to (1) construct, furnish and equip a 200,000 sq. ft. residence hall complex on the south side of campus; (2) continue with the construction of an approximately 20,000 sq. ft. addition to the Pat Walker Health Center; (3) complete the renovation of and construction of an addition of approximately 5,668 sq. ft. to the Sigma Alpha Epsilon Fraternity house; and (4) other capital improvements and infrastructure and various equipment for auxiliary purposes if proceeds are available.	E&G/Auxiliary
UALR	Jun-17	\$7,500,000	25 yrs/5.50%	E&G purposes \$27.5 million issue will be used for (1) the acquisition, construction, renovation, and equipping of the University Physics Building, (2) the acquisition, construction, renovation, and equipping campus-wide infrastructure upgrades, including particularly, without limitation, roof repairs and critical maintenance on the UA Little Rock campus, and (3) the acquisition, construction, improvement, renovation, equipping and/or real property for UA Little Rock.	E&G
ASU-System	Jul-17	\$1,100,000	10 yrs/ 0.00%	E&G purposes for ASUB and ASUN to provide needed campus-wide energy improvements to include lighting retrofits, water and waste management strategies, chiller upgrades as well as installation of other energy control mechanisms.	E&G
ASU-System	Jul-17	\$1,250,000	10 yrs/ 0.00%	E&G purposes for ASUB and ASUN to provide needed campus-wide energy improvements to include lighting retrofits, water and waste management strategies, chiller upgrades as well as installation of other energy control mechanisms.	E&G
UCA	Jul-17	\$8,500,000	30 yrs /5.50%	Auxiliary purposes to fund the design and renovation of two housing facilities.	Auxiliary
UA-RM	Oct-17	\$825,000	5 yrs/1.00%	E&G purposes for renovation of the Abernathy Building (currently ongoing) and two (2) science labs (next summer).	E&G
UAMS	Oct-17	\$30,000,000	10 yrs/ 5.00%	Auxiliary purposes for capital renewal and deferred maintenance to replace electrical, mechanical, HVAC, elevators, and other equipment in buildings at the Little Rock campus.	Auxiliary
ASUJ	Jan-18	\$1,000,000	10 yrs/0.00%	E&G purposes to provide roofing replacements for the Fowler Center, College of Education and Communications and the Military Science Armory.	E&G
ASUMS	Jan-18	\$1,500,000	20 yrs/ 3.30%	E&G purposes to provide needed campus-wide energy improvements that includes lighting retrofits, water and waste management strategies, chiller upgrades, as well as installation of other energy control mechanisms.	E&G

Institution	Date of AHECB Approval	Maximum Total of Issue	Terms	Project Description	Type of Project
NPC	Feb-18	\$14,000,000	30 yrs/4.50%	E&G purposes to refund Series 2004 and Series 2008 bond issues, fund the construction of a new student commons building, new marine technology building, expansion of the west parking lot, construction of a new student campus entrance and certain improvements to the Fisher Campus Center to add instructional space.	E&G
SAUM	Feb-18	\$19,175,000	30 yrs/ 4.00%	E&G purposes \$17.0M issue to refund the 2007 Series bonds in the amount of approximately \$11,730,000. New funding in the amount of approximately \$5,000,000 will be used to construct an Education building annex, expand the existing band hall facility, and for other E&G renovation projects. \$2,175,000 for auxiliary purposes will be used to refund the 2005B Series bonds in the amount of approximately \$820,000. New funding in the amount of approximately \$1,250,000 will be used to address critical HVAC needs, residence hall renovations, and other auxiliary renovation projects.	E&G/Auxiliary
NPC	Apr-18	\$10,000,000	30 yrs/4.50%	E&G purposes along with those from the \$14 million bond issue approved by the AHECB on February 16, 2018, will be used to refund Series 2004 and Series 2008 bond issues, fund the construction of a new student commons building, new marine technology building, expansion of the west parking lot, construction of a new student campus entrance and certain improvements to the Fisher Campus Center to add instructional space.	E&G
NAC	Apr-18	\$675,000	5 yrs/3.74%	Unsecured revolving line of credit loan for E&G purposes to bridge the timing difference between the actual acquisition and development cost of a new Enterprise Resource Planning (ERP) and Student Information System (SIS) software package totaling an estimated \$1,128,024 and funding from a federal Title III – Strengthening Institutions Grant with \$1,193,000 budgeted for the software package, but distributed in five (5) annual installments.	E&G
UAF	Jun-18	\$32,000,000	30 yrs/ 5.50%	E&G purposes \$22.67M issue to (1) construction of library storage facility; (2) renovation of an addition of Kimpel Hall; (3) construction phase of the Civil Engineering Research and Education Center; (4) renovation of levels 3 and 4 of Mullins Library; (5) construction of the Student Success Center; (6) construction of new intramural playing fields; (7) acquire, construct and equip improvements to the south campus steam and utility systems; and (8) fund the acquisition, construction, improvement, renovation, equipping and/or furnishing of other capital improvements and infrastructure and the acquisition of various equipment and/or real property if proceeds are available. \$9.33M for auxiliary purposes will be used to construct a remote parking lot for faculty and staff south of the main campus as well as (1) renovate the existing Arkansas Union Food Court area; (2) renovate and improve existing space and (3) to construct an addition to Pomfret Dining Hall.	E&G/Auxiliary
SAUM	Jun-18	\$1,400,000	10 yrs/ 4.50%	Loan issue for auxiliary purposes to purchase an apartment complex located adjacent to the university which would accommodate anticipated fall enrollment.	Auxiliary
HSU	Jul-18	\$1,000,000	3 yrs/ 5.25%	Auxiliary purposes to fund the renovation of Smith Hall residential facilities.	Auxiliary
ATU	Jul-18	\$1,100,000	15 yrs/2.44%	CSB Revolving Loan Fund - E&G purposes to finance an Energy Performance Project under the guidelines of the Arkansas Energy Performance Contracting (AEPC) Program overseen by the Arkansas Energy Office.	E&G
ATU	Aug-18	\$4,000,000	15 yrs/3.00%	Loan from Centennial Bank Fund - E&G purposes along with those from the \$1.1 million loan issue approved by the AHECB on July 27, 2018, will be used to finance an Energy Performance Project under the guidelines of the Arkansas Energy Performance Contracting (AEPC) Program overseen by the Arkansas Energy Office.	E&G
UA-System	Oct-18	\$27,000,000	10 yrs/ 4.00%	E&G loan for the implementation costs of the Workday Enterprise Resource Planning (ERP) system	E&G
UCA	Oct-18	\$57,315,000	30 yrs/ 5.00%	E&G purposes \$45.17M issue to (1) proceed with the planning, design, and construction of an approximately 80,000 sq. ft. Integrated Health Sciences Building; (2) fund the improvement, renovation, equipping and/or furnishing of information technology infrastructure; and (3) acquire various real property. \$12.145M for auxiliary purposes will be used to (1) renovate the existing State and Carmichael residence halls and (2) complete brick remediation and roof replacement for portions of Bernard Hall.	E&G/Auxiliary

Institution	Date of AHECB Approval	Maximum Total of Issue	Terms	Project Description	Type of Project
UA-AREON	Jan-19	\$619,417	7 yrs/2.74%	E&G purposes to replace the optical equipment acquired during phase I of the AREON network build out which is almost 10 years old.	E&G
UCA	Apr-19	\$20,000,000	30 yrs/5.00%	E&G purposes to proceed with the planning, design, and construction of an approximately 114,000 sq. ft., \$45 million Fine & Performing Arts Building.	E&G
UACCRM	May-19	\$9,580,000	30 yrs/5.50%	E&G and auxiliary purposes to refund the Series 2012 bonds and to construct student housing and expand food service capabilities and for other E&G projects.	E&G/Auxiliary
UAF	May-19	\$31,050,000	30 yrs/5.50%	E&G purposes to (1) proceed with the renovation of levels 3 and 4 of Mullins Library; (2) proceed with the construction and equipping of an approximately 75,000 sq. ft. Student Success Center; (3) proceed with continued construction of new intramural playing fields and related support structure of approximately 1,350 sq. ft.; (4) acquire, construct and equipment improvements to the north chilled water plant modernization; and (5) fund the acquisition, construction, improvement, renovation, equipping and/or furnishing of other capital improvements and infrastructure and the acquisition of various equipment and/or real property if proceeds are available.	E&G
NPC	Jun-19	\$9,900,000	30 yrs/4.51%	Auxiliary purposes to provide for the first student housing (on or off campus) project at the College, to fund debt service reserves, provide for capitalized interest and to pay costs of issuing the bonds.	Auxiliary
NWACC	Jun-19	\$4,400,000	10 yrs/4.00%	Loan for auxiliary purposes for implementation costs of the Workday Enterprise Resource Planning (ERP) system.	Auxiliary
SAUM	Jul-19	\$15,100,000	20 yrs/3.13%	Auxiliary purposes for capital improvements and to refund the 2013A Series bonds in the amount of approximately \$5,850,000.	Auxiliary
UAF	Jul-19	\$31,250,000	15 yrs/4.50%	Auxiliary purposes for (1) acquisition, construction, furnishing and equipping an approximately 25,000 sq. ft. track and field high performance center for men's and women's track and field teams; (2) acquisition, construction, furnishing, and equipping of an approximately 45,000 sq. ft. baseball development center at Baum-Walker Stadium; and (3) the acquisition, construction, improvement, renovation, equipping and/or furnishing of other capital improvements and infrastructure for athletic purposes, and the acquisition of various equipment for athletic purposes.	Auxiliary
OZC	Jul-19	\$400,000	15 yrs/4.00%	Loan for E&G purposes to purchase a facility in Ash Flat (Sharp County) to be used as a Technical Training Center.	E&G
UAMS	Sep-19	\$156,000,000	30 yrs/5.50%	Auxiliary purposes for comprehensive infrastructure and energy conservation projects involving certain facilities and equipment on or for the University of Arkansas for Medical Sciences campus, including, but not limited to, the following: (a) the upgrade and retro-commission of Building Automation System (BAS) controls; (b) the replacement and retrofit of interior and site lighting; (c) the construction and equipping of a new generator plant as well as installation of campus-wide metering, upgrades to the essential power system and upgrades to existing electrical infrastructure; (d) the renovation of and upgrades to the Main Central Energy Plant (MCEP) chilled water and acquisition and installation of related equipment; (e) the renovation of and upgrades to the MCEP heating and the acquisition and installation of related equipment; (f) the renovation of and upgrades to building district energy systems, including connection of the system to the building leased to Bioventures, LLC, and the acquisition and installation of related equipment; (g) the replacement of air handling units and the acquisition and installation of related equipment; (h) the realignment of and construction of improvements to Pine and Cedar streets and adjacent site improvements including expansions to employee parking facilities; (i) the renovation of and upgrades to lab controls and the acquisition and installation of related equipment; and (j) the acquisition, construction, improvement, renovation, equipping and/or furnishing of other capital improvements and infrastructure and the acquisition of various equipment.	Auxiliary
HSU	Jan-20	\$3,000,000	As of 9/15/2020, not utilized	Revolving line of credit for E&G purposes to provide overdraft protection of payroll drafts in the case that the monthly allotment of State General Revenue funds has not yet been received in the payroll account.	E&G
UA-ASMSA	Jan-20	\$1,000,000	10 yrs/2.50%	Loan - E&G purposes to renovate current structures into expanded student residences and shared community spaces, which will allow ASMSA to accommodate approximately 24 additional students.	E&G
UALR	Jan-20	\$1,000,000	10 yrs/0.00%	Arkansas Sustainable Building Design Revolving Loan - E&G purposes to replace two aged and failing chillers and the associated cooling tower and pumps, which meet the revolving loan fund energy savings requirements.	E&G
EACC	Mar-20	\$2,700,000	20 yrs/2.50%	Loan - E&G purposes to finance an Energy Performance Project under the guidelines of the Arkansas Energy Performance Contracting (AEPC) Program overseen by the Arkansas Energy Office.	E&G
UAF	Sep-20	\$19,100,000	8 yrs/2.00%	Loan - Auxiliary purposes for the Athletic Department to pay for and/or refund a portion of debt service costs for multiple series of bonds benefitting the University of Arkansas, Fayetteville Department of Athletics for the amounts due in 2020 and 2021.	Auxiliary

Institution	Date of AHECB Approval	Maximum Total of Issue	Terms	Project Description	Type of Project
UAMS	Jan-21	\$168,000,000	30 yrs/4.50%	Auxiliary purposes for certain facilities on or for the University of Arkansas for Medical Sciences campus ("UAMS"), including, but not limited to, the following: (a) the acquisition, construction, furnishing and equipping of the Radiation Oncology Center, a portion of which will consist of the Proton Therapy Center that is anticipated to be utilized by a limited liability company, of which UAMS will be a member, and may be leased in connection therewith or in connection with a future financing; (b) the acquisition, construction furnishing, and equipping of a surgical annex; and (c) the acquisition, construction, improvement, renovation, equipping and/or furnishing of other capital improvements and infrastructure and the acquisition of various equipment for UAMS (collectively, the "Project").	Auxiliary
HSU	Jan-21	\$1,000,000	10 yrs/0.00%	Arkansas Sustainable Building Design Revolving Loan - E&G purposes to replace the roof on the two-story portion of Huie Library, to replace a failing chiller in the Newberry residence hall and to replace some 1988 HVAC units on top of Wells Gym. These projects meet the revolving loan fund energy savings requirements.	E&G and Auxiliary
UACCHT	Apr-21	\$2,923,000 CSBRL & \$4,800,000 Bank Loan	10 yrs/0.18% & 20 yrs/3.00%	College Savings Bond Revolving Loan (CSBRL) - E&G purposes along with reserves set aside for this project & a bank loan to fund an energy savings performance contract project that includes (1) a 13,165 sq. foot Workforce Training Center that houses a welding lab, classrooms, offices, and reconfigurable space for teaching workforce training courses on the Texarkana campus; (2) a 1.0 megawatt (MW) AC solar array located on the Hope campus; (3) academic Solar Lab to support the Certificate of Proficiency in Solar Energy Technology on the Hope campus and (4) energy conservation improvements to include HVAC equipment replacement and upgrades, lighting upgrades and water conservation.	E&G
UAF	Jul-21	\$13,000,000	10 yrs/4.00%	Loan - E&G and Auxiliary purposes to finance an Energy Performance Project across the University's campus under the guidelines of the Arkansas Energy Performance Contracting (AEPC) Program overseen by the Arkansas Energy Office. The project includes campus-wide energy improvements that include installing LED lighting, upgraded HVAC equipment, fault detection diagnostics, improvements to building envelopes, thermal blankets, synchronous drives, and other energy conservation measures (ECMs). As required by the AEPC Program, these improvements will generate annual savings guaranteed by the Energy Service Company (ESCO), which will exceed the total project cost (construction, equipment and financing).	E&G and Auxiliary
UAMS	Oct-21	\$148,600,000	30 yrs/4.50%	Auxiliary purposes for the acquisition, construction, furnishing, and equipping of the Northwest Arkansas UAMS Orthopaedics and Sports Medicine Facility, including an associated land acquisition.	Auxiliary
UA-Grantham (UAG)	Oct-21	\$8,000,000	2 yrs/3.25%	Line of Credit Loan - E&G purposes to facilitate the purchase and operation of Grantham University by providing Grantham funds for the continuation of existing facility and equipment leases, to acquire and maintain information technology infrastructure and to acquire and maintain other contracts and services related to operation and use of its facilities.	E&G
SEAC	Oct-21	\$42,000,000	30 yrs/4.00%	Auxiliary purposes of the lease purchase agreement to facilitate the construction of an approximately 30,000 square foot student union building consisting of classrooms, conference center, dining hall, and health clinic, as well as up to 619 beds of student housing in two buildings totaling approximately 130,000 square feet.	Auxiliary
SAU	Apr-22	\$39,800,000	27 yrs/4.00%	Auxiliary purposes to refund 2015, 2016 and 2018 series bonds secured through a privatized housing agreement by its Alumni Association with estimated savings of over \$7 million.	Auxiliary
ATU	Jul-22	\$29,800,000	30 yrs/6.00%	Auxiliary purposes to construct a new facility (Student Union and Recreation Center).	Auxiliary
NAC	Jul-22	\$1,900,000	20 yrs/5.00%	E&G purposes for the construction of a new Center for Robotics and Manufacturing Innovation instructional facility.	E&G
UAPB	Jul-22	\$17,000,000	30 yrs/5.25%	Auxiliary purposes to construct a student engagement center. This student center will house an infirmary, fitness center, counseling services, office of admissions, office of recruitment, career services center, and other student-centered offices/programs. In addition, as funds are available, proceeds will be used for other capital improvements and infrastructure for UAPB.	Auxiliary

Institution	Date of AHECB Approval	Maximum Total of Issue	Terms	Project Description	Type of Project
UAF	Oct-22	\$95,000,000	30 yrs/5.25%	E&G purposes for (1) the acquisition, construction, furnishing, and equipping of the Anthony Timberlands Center for Design and Materials Innovation; (2) the renovation, restoration, acquisition, construction, improvement, furnishing, and equipping of the Fine Arts Center; (3) the acquisition, construction, installation, and equipping of a roof replacement for the Engineering Research Center; (4) the renovation, acquisition, construction, improvement, furnishing, and equipping of the first and second floors of Mullins Library; (5) the acquisition, construction, furnishing, and equipping of the Windgate Studio and Design Center; and (6) the acquisition, construction, improvement, renovation, equipping and/or furnishing of other capital improvements and infrastructure and the acquisition of various equipment and/or real property for UAF.	E&G
SEAC	Oct-22	\$5,000,000	20 yrs/4.75%	E&G purposes to fund several energy cost reduction measures identified via an investment grade audit performed by an energy service company participating in the Arkansas Energy Office's Arkansas Energy Performance Contracting Program.	E&G
SEAC	Dec-22	\$5,600,000	21 yrs/6.50%	E&G purposes to fund several energy cost reduction measures identified via an investment grade audit performed by an energy service company participating in the Arkansas Energy Office's Arkansas Energy Performance Contracting Program.	E&G
UAF	Jun-23	\$65,000,000	30 yrs/6.50%	E&G purposes for (1) the acquisition, construction, furnishing, and equipping of the Institute for Integrative and Innovative Research, (2) the acquisition, construction, furnishing, and equipping of the Multi-User Silicon Carbide Research and Fabrication Facility, and (3) the acquisition, construction, improvement, renovation, equipping and/or furnishing of other capital improvements and infrastructure and the acquisition of various equipment and/or real property for the Fayetteville Campus.	E&G
NPC	Jul-23	\$6,675,000	30 yrs/6.70%	E&G purposes for the construction of a new 160-180 bed residential housing facility for students.	E&G
ASUJ	Jul-23	\$2,900,000	10 yrs/0.00%	E&G purposes to provide needed campus-wide energy improvements that include re-roofing and updating air handling systems of existing buildings.	E&G
UAF	Apr-24	\$34,175,000	30 yrs/5.50%	E&G purposes for (a) the renovation, acquisition, construction, furnishing, and equipping of the Health, Physical Education, and Recreation Building; (b) the acquisition of property for expansion purposes and other purposes of the Fayetteville Campus; and (c) the acquisition, construction, improvement, renovation, equipping and/or furnishing of other capital improvements and infrastructure and the acquisition of various equipment and/or real property for the Fayetteville Campus.	E&G
UACCM	Apr-24	\$12,000,000	32 yrs/5.50%	E&G purposes for (1) the acquisition, construction, furnishing, and equipping of the Nursing and Science Center, and (2) the acquisition, construction, improvement, renovation, equipping and/or furnishing of other capital improvements and infrastructure and the acquisition of various equipment and/or real property for UACCM.	E&G
ATU	Apr-24	\$10,400,000	15 yrs/7.00%	E&G and auxiliary purposes for the renovation of an educational building, elevator replacement, and HVAC infrastructure in ten (10) of our buildings on the Russellville campus. These projects will include an HVAC infrastructure project on an athletic building and two HVAC infrastructure projects on residence life buildings.	E&G and Auxiliary
UACCB	May-24	\$3,500,000	10 yrs/6.50%	E&G purposes to complete renovations of the recently purchased property at 2210 E. Main Street, located approximately one-third (1/3) mile from the main campus	E&G
SAC	Jul-24	\$4,000,000	20 yrs/7.50%	E&G purposes to construct a new facility building to house Procurement, Maintenance, Custodial and Shipping & Receiving for the College.	E&G
ASU-SYS	Jul-24	\$2,900,000	10 yrs/0.20%	E&G purposes to proceed with various critical and deferred maintenance, renovation, and other miscellaneous projects across the System.	E&G
ASUJ	Dec-24	\$30,000,000	30 yrs/5.50%	E&G purposes to design, construct, furnish, and equip the College of Veterinary Medicine building.	E&G
NAC	Jan-25	\$2,250,000	20 yrs/5.00%	E&G purposes to construct a new Center for Robotics and Manufacturing Innovation instructional facility.	E&G

Appendix I:

Fiscal Transparency Report

**Fiscal Transparency Report
(A.C.A. §6-61-222(b)(1)(L) and (b)(1)(M))**

Fiscal Year:		2025
	Institution:	Number of Days of Cash on Hand as of June 30, 2025
	Arkansas Northeastern College	173.00
	Arkansas State University - Beebe	292.81
	Arkansas State University - Jonesboro	115.49
	Arkansas State University - Mountain Home	279.87
	Arkansas State University - Mid South	392.70
	Arkansas State University - Newport	155.82
	Arkansas State University - Three Rivers	63.72
	Arkansas Tech University	276.77
	Black River Technical College	389.80
	Cossatot Community College of the University of Arkansas	115.00
	Henderson State University	119.49
	North Arkansas College	159.00
	National Park College	213.87
	Northwest Arkansas Community College	204.00
	Ozarka College	176.00
	Phillips Community College of the University of Arkansas	264.00
	South Arkansas College	296.00
	Southern Arkansas University	103.63
	Southern Arkansas University - Tech	194.00
	Southeast Arkansas College	109.00
	University of Arkansas - Arkansas School for Mathematics, Sciences, and the Arts	367.00
	University of Arkansas Community College at Batesville	172.00
	University of Arkansas Community College at Hope-Texarkana	335.00
	University of Arkansas Community College at Morrilton	120.00
	University of Arkansas Community College at Rich Mountain	71.00
	University of Arkansas - East Arkansas Community College	592.00
	University of Arkansas at Fayetteville	292.00
	University of Arkansas at Fort Smith	257.00
	University of Arkansas at Little Rock	247.00
	University of Arkansas at Monticello	271.00
	University of Arkansas for Medical Sciences	35.00
	University of Arkansas at Pine Bluff	59.00
	University of Arkansas - Pulaski Technical College	430.00
	University of Central Arkansas	131.30

REPORT ON AHECB POLICY FOR MAINTENANCE OF NEW FACILITIES

The AHECB policy for maintenance of new facilities, passed October 29, 2010, states that a report on the amount transferred to plant funds would be presented annually at the October Board meeting. This policy was proposed to ensure that in the future all newly constructed or purchased facilities would have a source of funding for maintenance of the new facility. Institutions seeking approval of a loan or a bond issue for the construction or purchase of a new facility must provide for the maintenance of that facility by transferring annually to plant funds an amount as recommended by the Association of Physical Plant Administrators of Universities and Colleges (APPA). This is currently \$2.50 per gross square foot for an educational and general facility or \$1.25 per gross square foot for an auxiliary facility. A lower rate per gross square foot for a specific building/facility can be approved with appropriate justification.

It is the expectation that the institution provide for the long term maintenance of the facility for which the funds were accrued. Funds may be utilized for facility renovation and upkeep including upgrade or replacement of equipment and furnishings of the designated building. These funds will be transferred to the plant fund annually and shall begin in the fiscal year following the completion and occupancy of the facility and will continue as long as the building is in use. The funds can also be used for critical and deferred maintenance of the institution. This report includes the status of the FY2023-24 and FY2024-25 maintenance transfers.

MAINTENANCE REPORT

UNIVERSITIES:

Institution	Facility	Date Board Approved	Date of Completion	Date of Occupancy	Actual Square Footage	FY 2023-24 Amount of Transfer	FY 2024-25 Amount of Transfer
ASUJ	Housing Facilities (Greek Housing & Honors Dormitory)	January 2012	7/26/2013 & 9/6/2013 Respectively	7/26/2013 & 9/6/2013 Respectively	74,179	\$92,724	\$92,724
ASUJ	Student Activities Center & Humanities and Social Sciences Building	October 2013	8/20/2015 & 6/15/2015	8/20/2015 & 6/15/2015	193,808	\$484,520	\$484,520
ASUJ	College of Veterinary Medicine	October 2024	Not Yet Completed	Not Yet Occupied	N/A	N/A	N/A
ATU	M Street Dorm	July 2011	7/10/13	8/28/13	64,170	\$80,213	\$80,213
ATU	Baseball Field	April 2012	4/9/13	4/9/13	8,043	\$10,054	\$10,054
ATU	Chambers Cafeteria Renovation	October 2012	8/23/13	8/28/13	36,997	\$46,246	\$46,246
ATU	Academic Classroom, Student Support and Administrative Facility (Brown Building)	October 2013	4/17/16	4/17/16	66,900	\$167,250	\$167,250
ATU	Student Union and Recreation Center	July 2022	Not Yet Completed	Not Yet Occupied	N/A	N/A	N/A
ATUO	Allied Health Building	July 2014	3/31/16	3/31/16	20,273	\$50,683	\$50,683
HSU	Dining Facility	October 2010	6/6/13	6/6/13	21,980	\$27,475	\$27,475
HSU	Ridge Point Apartments	March 2014	11/1/14	11/1/14	80,317	\$100,396	\$100,396
HSU	Reddie Villas	March 2015	8/1/15	8/1/15	87,060	\$108,825	\$108,825
HSU	University Place	March 2016	10/1/15	10/1/15	108,825	\$136,031	\$136,031
SAUM	Agriculture Center	February 2011	4/1/13	11/1/12	33,178	\$82,945	\$82,945
SAUM	University Hall	April 2012	6/1/13	8/1/13	35,000	\$43,750	\$43,750
SAUM	Story Arena	February 2013	4/20/13	5/1/13	6,400	\$8,000	\$8,000
SAUM	Mulerider Activity Center	February 2013	6/1/12	10/1/12	34,770	\$52,325	\$47,705
SAUM	University Village Apartments	April 2014	7/1/14	7/1/14	77,900	\$97,375	\$97,375
SAUM	Burns Harsh Hall (Residence Hall)	January 2017	11/1/17	8/1/17	24,376	\$30,470	\$30,470
SAUM	President's Residence & Official Event's Facility	May 2017	6/1/19	3/1/19	4,229	\$10,573	\$10,573
SAUM	University Court Apartment	May 2017	6/1/17	6/1/17	13,872	\$17,340	\$17,340
SAUM	Band Hall	February 2018	6/30/21	8/16/21	5,365	\$13,413	\$13,413
SAUM	Education Building Annex	February 2018	12/31/21	1/3/22	10,830	\$27,075	\$27,075
SAUM	Mulerider Pointe Apartment Complex	June 2018	8/1/18	8/1/18	21,564	\$26,955	\$26,955
SAUM	Magnolia Hall, Columbia Hall, and Arkansas Hall	April 2022	Not Yet Completed	Not Yet Occupied	N/A	N/A	N/A
UAF	Nanoscale Science & Eng.	December 2009	2/1/11	3/1/11	77,691	\$194,228	\$194,228
UAF	Epley Center for Health Professions (Old Health Center)	December 2009	12/1/11	12/1/11	25,625	\$64,063	\$64,063
UAF	Gearhart Hall (Ozark Hall)	April 2011	8/1/13	8/1/13	18,310	\$45,775	\$45,775
UAF	Hillside Auditorium	April 2011	1/1/13	1/1/13	35,175	\$87,938	\$87,938
UAF	Jean Tyson Child Development Center (Child Development Study Center)	April 2011	8/1/12	8/1/12	23,398	\$58,495	\$58,495
UAF	Founders Hall	April 2011	8/1/13	8/1/13	78,300	\$97,875	\$97,875
UAF	Fred W. Smith Football Center	April 2011	8/1/13	8/1/13	80,400	\$100,500	\$100,500
UAF	Uptown Campus	June 2012	7/1/12	7/1/12	58,655	\$146,638	\$146,638
UAF	Fowler Family Baseball/Track Indoor Facility/Basketball Performance Center/Jerry and Gene Jones Student Athlete Success Center	March 2013	5/1/14 & 7/1/15	5/1/14 & 7/1/15	178,400	\$223,000	\$223,000
UAF	Classroom and Teaching Laboratory Building (Stephen L Anderson Design Center)/Champions Hall/Biology Greenhouse	March 2013	8/1/2013, 6/1/14 & 7/1/15	8/1/2013, 6/1/14 & 7/1/15	104,366	\$260,915	\$260,915
UAF	East Square Plaza	June 2013	8/1/13	8/1/13	82,788	\$206,970	\$206,970
UAF	Housing Office	June 2012	2/1/14	2/1/14	19,659	\$24,574	\$24,574
UAF	Arts and Design District	June 2014	8/1/16	8/1/16	34,483	\$86,208	\$86,208
UAF	Housing for the Pi Kappa Alpha Fraternity	June 2014	12/1/14	12/1/14	13,080	\$16,350	\$16,350
UAF	Cato Springs Research Center	June 2014	8/1/14	8/1/14	28,817	\$72,043	\$72,043
UAF	Kimpel Hall, Sigma Alpha Epsilon Fraternity & Pat Walker Health Center	February 2016	6/30/19	6/30/19	34,174	\$75,861	\$75,861

12-2

January 23, 2026

12-3	Institution	Facility	Date Board Approved	Date of Completion	Date of Occupancy	Actual Square Footage	FY 2023-24 Amount of Transfer	FY 2024-25 Amount of Transfer	January 23, 2026
	UAF	Donald W. Reynolds Razorback Stadium (DWRRS) North End Zone & Broyles Athletic Center	September 2016	8/1/19	8/1/19	239,033	\$298,791	\$298,791	
	UAF	Adohi Hall	June 2017	6/1/19	6/1/19	199,256	\$249,070	\$249,070	
	UAF	Civil Engineering Research and Education Center (CEREC) AKA HCEC	June 2018	7/25/21	7/25/21	34,305	\$85,763	\$85,763	
	UAF	Library Storage Facility	June 2018	6/30/19	6/30/19	26,896	\$67,240	\$67,240	
	UAF	The Cordia Harrington Center for Excellence (Student Success Center)	May 2019	1/1/22	1/1/22	71,042	\$177,605	\$177,605	
	UAF	UAF Central Utility Plant	July 2019	10/1/21	10/1/21	7,349	\$18,373	\$18,373	
	UAF	O'Mara Track High Performance Center (Track & Field Center)	July 2019	7/1/21	7/1/21	21,800	\$27,250	\$27,250	
	UAF	Hunt Baseball Development Center at Baum-Walker Stadium	July 2019	7/1/21	7/1/21	52,103	\$65,129	\$65,129	
	UAF	Anthony Timberlands Center for Design and Materials Innovation, Fine Arts Center	October 2022	12/1/22	12/1/22	155,060	\$387,650	\$387,650	
	UAF	Windgate Studio and Design Center	October 2022	6/1/25	6/1/25	41,000	N/A	\$102,500	
	UAF	Integrative and Innovative Research	June 2023	6/1/25	6/1/25	142,124	N/A	\$355,310	
	UAF	Multi-User Silicon Carbide Research and Fabrication Facility	June 2023	6/1/25	6/1/25	21,740	N/A	\$54,350	
	UAF	Martin Luther King Blvd Property Purchase	April 2024	6/1/24	6/1/25	73,886	N/A	\$184,715	
	UAF	HPER Second Floor Renovation	April 2024	Not Yet Completed	Not Yet Occupied	N/A	N/A	N/A	
	UAF	Fine Arts Center Renovation	April 2025	Not Yet Completed	Not Yet Occupied	N/A	N/A	N/A	
	UAFS	Lion's Den	January 2009	8/1/10	8/1/10	114,560	\$46,635	\$48,992	
	UAFS	Boreham Library	November 2010	3/1/13	3/1/13	39,170	\$97,925	\$97,925	
	UAFS	Student Recreation and Wellness Center	June 2014	8/1/16	8/1/16	46,700	\$116,750	\$116,750	
	UALR	West Hall Residence	October 2009	8/12/11	8/12/11	106,800	\$59,808	\$59,808	
	UALR	University Village	April 2012	11/30/12	11/30/12	139,554	\$174,443	\$174,443	
	UAM	Botanical Research Building and UAM Sundell Herbarium	January 2017	9/15/17	9/15/17	2,204	\$5,510	\$5,510	
	UAM	University Police Building	January 2017	7/18/18	7/18/18	3,364	\$8,410	\$8,410	
	UAM	Student Success Center	January 2017	7/9/18	7/9/18	37,102	\$92,755	\$92,755	
	UAM	Taylor House Hollywood Plantation (Purchased with Grant Funds)	N/A	6/24/19	6/24/19	7,035	\$17,588	\$17,588	
	UAMS	Central Energy (Generator) Plant	September 2019	10/1/21	10/16/21	20,000	\$25,000	\$25,000	
	UAMS	Radiation Oncology Center (Additional Square Footage)	January 2021	4/1/23	4/11/23	56,295	\$70,369	\$70,369	
	UAMS	Orthopaedic and Spine Hospital	January 2021	6/1/23	6/20/23	168,293	\$210,366	\$210,366	
	UAMS	Northwest Arkansas UAMS Orthopaedics and Sports Medicine Facility	October 2021	Not Yet Completed	Not Yet Occupied	N/A	N/A	N/A	
	UAPB	Student Engagement Center	July 2022	Not Yet Completed	Not Yet Occupied	N/A	N/A	N/A	
	UCA	Bear Hall-Construction	July 2010	8/15/12	8/13/12	112,000	\$140,000	\$140,000	
	UCA	Bear Village-Purchase (Previously Leased before Purchase)	July 2012	N/A	6/1/05	156,915	\$196,144	\$196,144	
	UCA	HPER Expansion	October 2012	11/1/14	11/1/14	42,325	\$52,906	\$52,906	
	UCA	UCA Sky Box-Purchase	April 2013	8/30/12	9/1/12	9,900	\$12,375	\$12,375	
	UCA	Weight Room Addition-Purchase	April 2013	4/1/12	1/15/12	6,106	\$7,633	\$7,633	
	UCA	Sorority Houses ("Greek Village") and National Pan-Hellenic Council (NPHC) Facility	October 2013	8/1/15	8/15/15	56,500	\$70,625	\$70,625	
	UCA	Lewis Science Addition (Conway Corp Center for Sciences)	April 2014	1/1/17	1/1/17	52,155	\$130,388	\$130,388	
	UCA	Donaghey Hall	October 2014	8/1/16	8/1/16	67,500	\$84,375	\$84,375	
	UCA	Conway Hall	July 2017	8/15/19	8/15/19	56,110	\$70,138	\$70,138	
	UCA	Hughes Hall (Housing Facilities)	July 2017	8/1/18	8/15/18	47,230	\$59,038	\$59,038	
	UCA	Integrated Health Sciences Building (IHSB)	10/26/18	8/1/21	8/15/21	88,150	\$220,375	\$220,375	
	UCA	Greek Village II (Greek Hall II)	10/26/18	8/1/20	8/15/20	25,107	\$31,384	\$31,384	
	UCA	State Hall	10/26/18	8/1/20	8/15/20	46,187	\$57,734	\$57,734	
	UCA	Carmichael Hall	10/26/18	8/1/20	8/15/20	55,277	\$69,096	\$69,096	
	UCA	Windgate Center (Fine & Performing Arts Building)	April 2019	4/28/23	4/28/23	103,843	\$259,608	\$259,608	
	UCA	Campus District Loop Hydronics - New Chiller Plant	October 2025	Not Yet Completed	Not Yet Occupied	N/A	N/A	N/A	

12-4	COLLEGES:							
	Institution	Facility	Date Board Approved	Date of Completion	Date of Occupancy	Actual Square Footage	FY 2023-24 Amount of Transfer	FY 2024-25 Amount of Transfer
	ANC	Center for Allied Technologies	July 2015	8/16/19	8/19/19	80,000	\$200,000	
	ASUB	Residence Halls (Housing Complex)	January 2010	10/12/11	8/11/11	57,400	\$22,450	\$22,454
	ASUMH	Vada Sheid Community Development Center	July 2009	9/1/10	9/1/10	65,000	\$81,250	\$81,250
	ASUMS	Marion Berry Renewable Energy Building	April 2012	7/9/13	8/1/13	35,120	\$87,800	\$87,800
	ASUMS	Wellness Centers - E&G Portion	April 2012	10/20/13	10/21/13	7,841	\$19,603	\$19,603
	ASUMS	Wellness Centers - Auxiliary Portion	April 2012	10/20/13	10/21/13	18,049	\$22,561	\$22,561
	ASUN	Fowler Family Hospitality Services Building	January 2012	7/15/13	8/1/13	11,826	\$29,565	\$29,565
	ASUTR	Cosmetology Building Renovation/Addition	February 2011	8/1/11	8/1/11	2,000	\$5,000	\$5,000
	ASUTR	CAST - Workforce Training Facility Purchase and Remodel	April 2014	8/1/15	8/1/15	26,076	\$65,190	\$65,190
	BRTC	Health Science Complex	June 2013	10/1/15	10/1/15	39,934	\$99,835	\$99,835
	CCCUA	Murfreesboro Building	October 2010	11/10/19	11/10/19	22,000	\$55,000	\$55,000
	CCCUA	Nashville Maintenance/Welding Building	April 2013	2/13/19	2/13/19	8,100	\$20,250	\$20,250
	CCCUA	Nashville Main Building	April 2013	3/8/19	7/8/19	21,550	\$53,875	\$53,875
	CCCUA	Nashville Technical Trades Building	April 2013	3/8/19	7/8/19	16,834	\$42,085	\$42,085
	CCCUA	Nashville Education A Building	April 2013	3/8/19	7/8/19	2,510	\$6,275	\$6,275
	CCCUA	Nashville Education B Building	April 2013	3/8/19	7/8/19	2,510	\$6,275	\$6,275
	NAC	Science Building	July 2012	6/18/14	8/10/14	14,385	\$35,963	\$35,963
	NAC	Center for Robotics and Manufacturing Innovation	July 2022 & January 2025	Not Yet Completed	Not Yet Occupied	N/A	N/A	N/A
	NPC	Student Commons Building (Auxiliary & E&G)	2/16/18 & 4/13/18	8/1/19	8/1/19	50,950	\$94,813	\$94,813
	NPC	Marine Technology Building	2/16/18 & 4/13/18	10/03/2019	10/03/2019	7,842	\$19,605	\$19,605
	NPC	Student Housing (Dodgwood Hall)	June 2019	1/31/20	8/10/20	49,600	\$62,000	\$62,000
	NPC	Residential Housing Facility	July 2023	Not Yet Completed	Not Yet Occupied	N/A	N/A	N/A
	NWACC	Health Professional Building	July 2010	10/1/12	10/1/12	79,926	\$199,815	\$199,815
	OZC	Mtn View Student Services Center	October 2002	8/1/12	8/1/12	10,683	\$26,708	\$26,708
	OZC	Melbourne Student Services Center	October 2012	1/1/15	1/1/15	18,560	\$46,400	\$46,400
	OZC	Technical Training Center (Ash Flat Technical Center)	July 2019	9/1/19	9/1/19	12,000	\$30,000	\$30,000
	SAC	Health Science Building	July 2009	3/10/11	2/1/11	38,378	\$95,945	\$95,945
	SAC	Procurement, Maintenance, Custodial and Shipping and Receiving Facility	July 2024	12/5/25	12/8/25	11,966	N/A	N/A
	SAC	Residence Hall	October 2025	Not Yet Completed	Not Yet Occupied	N/A	N/A	N/A
	SAUT	SAUT Student Center (Multi-purpose) - Auxiliary Portion	April 2012	9/1/14	6/15/14	10,035	\$12,544	\$12,544
	SAUT	SAUT Student Center (Multi-purpose) - E&G Portion	February 2013	9/1/14	6/15/14	26,105	\$65,263	\$65,263
	SEAC	Student Union Building (Classrooms, Conference Center, Dining Hall & Health Clinic)	April 2022	Not Yet Completed	Not Yet Occupied	N/A	N/A	N/A
	UACCB	Nursing & Allied Health Bldg.	January 2010	6/5/11	8/1/11	40,669	\$101,673	\$101,673
	UACCB	Workforce Training Center	September 2016	8/1/21	2/3/20	14,804	\$37,010	\$37,010
	UACCHT	Texarkana Instruction Center	October 2011	7/1/12	7/1/12	10,000	\$25,000	\$25,000
	UACCM	Workforce Training Center	January 2016	6/30/18	6/30/18	53,843	\$134,608	\$134,608
	UACCM	Nursing and Science Center	April 2024	8/15/25	8/14/25	34,481	N/A	N/A
	UACCRM	Library, Classroom, Laboratory and Meeting Space (Ouachita Center)	June 2012	8/6/14	8/6/14	13,600	\$34,000	\$34,000
	UACCRM	Food Service	May 2019	8/1/20	8/16/20	9,529	\$11,911	\$11,911
	UACCRM	Student Housing	May 2019	8/1/20	8/16/20	36,660	\$45,825	\$45,825
	UACCRM	Nursing and Science Center	April 2024	Not Yet Completed	Not Yet Occupied	N/A	N/A	N/A
	UAEACC	Transportation and Technology Facility	October 2010	8/1/12	8/1/12	19,902	\$49,755	\$49,767
	UAEACC	Allied Health Facility	October 2010	1/13/14	1/13/14	13,451	\$33,628	\$33,636
	UAPTC	Center for Humanities and Arts	September 2011	10/1/15	1/4/16	87,724	\$219,310	\$219,310
	UAPTC	Culinary Arts and Hospitality Management Institute	September 2011	5/29/14	8/12/13	56,701	\$141,753	\$141,753

January 23, 2026

January 23, 2026

**RECOMMENDATIONS FOR EDUCATIONAL AND GENERAL OPERATIONS
STATE-SUPPORTED INSTITUTIONS OF HIGHER EDUCATION
FISCAL YEAR 2026-27**

Background

A.C.A. §6-61-234 (Act 148 of 2017) directs the Arkansas Higher Education Coordinating Board (AHECB) to adopt policies developed by the Arkansas Division of Higher Education (ADHE) necessary to implement a productivity-based funding model for state-supported institutions of higher education. That language reads as follows:

“(a) (1) (A) The Arkansas Higher Education Coordinating Board shall adopt policies developed by the Division of Higher Education necessary to implement a productivity-based funding model for state-supported institutions of higher education.”

Productivity-based funding is a mechanism to align institutional funding with statewide priorities for higher education by incentivizing progress toward statewide goals. At the same time, such models encourage accountability to students and policymakers by focusing on the success of students through the achievement of their educational goals. The new funding model is built around a set of shared principles developed by institutions and aligned with goals and objectives for post-secondary attainment in our state.

At its October 27, 2017 meeting, the AHECB approved the productivity funding model policies for the two-year colleges and universities. The policies were developed in conjunction with presidents and chancellors after meetings and revisions. The AHECB shall use the productivity-based funding model as the mechanism for recommending funding for applicable state-supported institutions of higher education. According to A.C.A. §6-61-234, the productivity-based funding model shall not determine the funding needs of special units such as a medical school, division of agriculture, or system offices. These special units are known as non-formula entities and ADHE staff reviewed justification requests submitted by the non-formula entities and prepared funding recommendations for Fiscal Year 2026-27 based upon those requests.

Operating Funding Recommendations for the 2026-27 Fiscal Year

The operating recommendations are based upon the productivity funding formula policies approved by the AHECB in October 2017 as well as requests submitted by the non-formula entities.

For the **universities**, a net 2.00% change in funding is recommended for a total change in university funding of \$8,801,648.

For the **two-year colleges**, a net 2.000% change in funding is recommended for a total change in two-year college funding of \$2,933,138.

For the **non-formula entities**, the recommendation is for a 3.4% increase based on the HEPI index and a recommendation of full funding of Operations and Program Enhancement requests which combined would require an additional \$28.08 million, of which \$3.4 million would be for the University of Arkansas for Medical Sciences (UAMS).

The individual institutional recommendations for all three types of institutions (Colleges, Universities, and Non-Formula Entities) were determined in the following manner: The general revenue funds were distributed based upon the productivity funding distribution policy adopted by the AHECB in October 2017. The non-formula needs were based on the justifications submitted by the institutions. **The total funding recommendation for 2026-27 for Colleges and Universities is \$10,977,552 in new revenue with \$4,761,974 of one time incentive funds being utilized for statewide purposes. The total recommendation for 2026-2027 for the Non-Formula Entities is \$28,077,171 in new revenue.**

In addition to these funding recommendations, an additional appropriation increase recommendation of 5% of the formula based entities funding recommendation has been added to address any changes in disbursements for Educational Excellence Trust Fund revenues or any other state funding adjustments. This increase totals \$25,489,250 for the **universities** and \$9,184,916 for the **two-year colleges**.

ADHE Executive Staff recommend that the Arkansas Higher Education Coordinating Board approve the following resolution.

RESOLVED, That the Arkansas Higher Education Coordinating Board adopts the recommendations for state funding of the educational and general operations of Arkansas public institutions of higher education in the 2026-27 fiscal year as included in Tables 13A, 13B, 13C, and 13D.

FURTHER RESOLVED, That the Commissioner of the Arkansas Division of Higher Education is authorized to prepare appropriate documents for transmission to the Governor and the General Assembly of the 2026-27 operating recommendations of the Arkansas Higher Education Coordinating Board.

FURTHER RESOLVED, That should any errors of a technical nature be found in these recommendations, the Commissioner of the Arkansas Division of Higher Education is authorized to make appropriate corrections consistent with the policy established by the Board's action on these recommendations.

Table 13A. Summary of Operating Recommendations for the 2026-27 Fiscal Year



Institution Type	Fiscal Year 2025-26 Base				FY2026-27 AHECB Recommendations		
					Total Recommendation	New Funds	% Inc
	EETF Forecast	WF2000	RSA Forecast	Total Base (RSA, EETF & WF2000)			
Universities	59,523,349	2,157,611	436,448,399	500,983,362	509,785,009	8,801,648	1.8%
Colleges	11,836,184	23,372,670	146,286,136	180,765,174	183,698,312	2,933,138	1.6%
Total	71,359,533	25,530,281	582,734,535	681,748,535	693,483,321	11,734,786	1.7%

Non-Formula Entity Type	Fiscal Year 2025-26 Base			FY2026-27 AHECB Recommendation		
				Total Recommendation	New Funds	% Inc
	EETF Forecast	RSA Forecast	Total Base (RSA & EETF)			
Non-Formula Entities	22,662,377	93,989,291	116,651,668	141,302,104	24,650,436	21.1%
Health Care-Related UAMS	15,558,596	100,786,321	116,344,917	119,771,652	3,426,735	2.9%
Total	38,220,973	194,775,612	232,996,585	261,073,756	28,077,171	12.1%

Table 13B. 2026-27 Four-Year Universities Recommendations



	FY2025-26					PRODUCTIVITY DISTRIBUTIONS									FY2026-27 Recommendations			
				One-Time Incentive Funding in RSA	Total Base (RSA + EETF + WF2000 - Incentive Funding)	% Change in Productivity Index	Productivity Index Increases	Contribution to Increase	Distribution of Productivity Funding (New Funds)	% Increase over RSA	Reallocation Losses (2.0%)	Reallocation of Productivity Losses	RSA Increase (Capped at 2.0%)	Incentive Funding	Total Funding Recommendation	New Funds	5% Appropriation Adjustment	Total Recommendation
Inst	EETF Forecast	WF2000 Forecast	RSA Forecast															
ASUJ	\$ 9,611,927	\$ -	\$ 59,977,118	\$ -	\$ 70,190,072	5.53%	1,734	21.21%	1,867,267	3.11%	-	618,943	1,211,563	1,274,648	\$ 72,676,282	\$ 2,486,210	\$ 3,633,814	\$ 76,310,097
ATU*	\$ 3,356,232	\$ 794,490	\$ 35,628,929	\$ -	\$ 40,159,698	3.63%	771	9.44%	830,891	2.33%	-	275,416	720,180	386,127	\$ 41,266,005	\$ 1,106,307	\$ 2,063,300	\$ 43,329,305
HSU	\$ 3,471,864	\$ -	\$ 18,379,271	\$ -	\$ 22,051,514	-7.27%	-	0.00%	-	0.00%	371,593	(371,593)	-	-	\$ 21,679,921	\$ (371,593)	\$ 1,083,996	\$ 22,763,917
SAUM	\$ 2,052,642	\$ -	\$ 17,733,361	\$ 520,098	\$ 18,922,493	12.25%	1,385	16.95%	1,491,947	8.67%	-	494,536	347,799	1,638,684	\$ 20,908,976	\$ 1,986,483	\$ 1,045,449	\$ 21,954,425
UAF	\$ 14,638,887	\$ -	\$ 136,032,727	\$ 259,886	\$ 151,404,852	5.41%	3,980	48.71%	4,287,250	3.16%	-	1,421,096	2,740,517	2,967,829	\$ 157,113,198	\$ 5,708,346	\$ 7,855,660	\$ 164,968,858
UAFS	\$ 5,087,256	\$ -	\$ 20,886,786	\$ -	\$ 26,204,433	2.43%	287	3.51%	309,226	1.48%	-	102,499	411,725	-	\$ 26,616,158	\$ 411,725	\$ 1,330,808	\$ 27,946,966
UALR	\$ 8,816,821	\$ -	\$ 54,964,188	\$ -	\$ 64,385,116	-5.96%	-	0.00%	-	0.00%	1,111,366	(1,111,366)	-	-	\$ 63,273,750	\$ (1,111,366)	\$ 3,163,688	\$ 66,437,438
UAM*	\$ 1,771,495	\$ 1,363,121	\$ 16,362,815	\$ -	\$ 19,667,425	0.23%	14	0.17%	15,067	0.09%	-	4,994	20,061	-	\$ 19,687,486	\$ 20,061	\$ 984,374	\$ 20,671,860
UAPB	\$ 3,075,277	\$ -	\$ 21,464,639	\$ -	\$ 24,772,011	-2.96%	-	0.00%	-	0.00%	322,830	(322,830)	-	-	\$ 24,449,181	\$ (322,830)	\$ 1,222,459	\$ 25,671,640
UCA	\$ 7,640,948	\$ -	\$ 55,018,565	\$ -	\$ 63,225,748	-2.47%	-	0.00%	-	0.00%	1,111,696	(1,111,696)	-	-	\$ 62,114,052	\$ (1,111,696)	\$ 3,105,703	\$ 65,219,755
Total	\$ 59,523,349	\$ 2,157,611	\$ 436,448,399	\$ 779,984	\$ 500,983,362	2.62%	8,171	100%	8,801,648	2%	2,917,485	-	5,451,845	6,267,288	\$ 509,785,009	\$ 8,801,648	\$ 25,489,250	\$ 535,274,260

*Includes ATU-Ozark

**Includes UAM-Crossett and UAM-McGehee

Table 13C. 2026-27 Two Year Colleges Recommendations



Inst	FY2025-26					PRODUCTIVITY DISTRIBUTIONS									FY2026-27 Recommendations			
	EETF Forecast	WF2000 Forecast	RSA Forecast	One-Time Incentive Funding in RSA	Total Base (RSA + EETF + WF2000 - Incentive Funding)	% Change in Productivity Index	Productivity Index Increases	Contribution to Increase	Distribution of Productivity Funding (New Funds)	% Increase over RSA	Reallocation Losses (2.0%)	Reallocation of Productivity Losses	RSA Increase (Capped at 2.0%)	Incentive Funding	Total Funding Recommendation	New Funds	5% Appropriation Adjustment	Total Recommendation
ANC	\$ 1,197,494	\$ 730,954	\$ 8,845,933	\$ -	\$ 10,863,299	-4.15%	-	0.00%	-	0.00%	178,697	(178,697)	\$ -	\$ -	\$ 10,684,602	\$ (178,697)	\$ 534,230	\$ 11,218,832
ASUB	\$ 2,388,779	\$ 801,945	\$ 11,333,296	\$ -	\$ 14,646,721	0.35%	32	0.91%	26,827	0.24%	-	3,826	\$ 30,653	\$ -	\$ 14,677,374	\$ 30,653	\$ 733,869	\$ 15,411,242
ASUMH	\$ -	\$ 823,929	\$ 3,571,700	\$ -	\$ 4,433,449	2.25%	87	2.48%	72,853	2.04%	-	10,390	\$ 72,190	\$ 11,053	\$ 4,516,692	\$ 83,243	\$ 225,835	\$ 4,742,527
ASUMS	\$ -	\$ 2,190,914	\$ 4,058,019	\$ -	\$ 6,288,929	-6.84%	-	0.00%	-	0.00%	81,960	(81,960)	\$ -	\$ -	\$ 6,206,969	\$ (81,960)	\$ 310,348	\$ 6,517,317
ASUN	\$ -	\$ 1,417,628	\$ 6,451,670	\$ -	\$ 7,931,420	7.23%	494	14.04%	411,786	6.38%	-	58,726	\$ 130,276	\$ 340,237	\$ 8,401,933	\$ 470,513	\$ 420,097	\$ 8,822,029
ASUTR	\$ -	\$ 1,156,386	\$ 3,347,546	\$ -	\$ 4,540,499	8.47%	237	6.72%	197,200	5.89%	-	28,123	\$ 67,682	\$ 157,641	\$ 4,765,822	\$ 225,323	\$ 238,291	\$ 5,004,114
BRTC	\$ -	\$ 2,245,208	\$ 7,187,648	\$ 1,023,534	\$ 7,449,166	9.48%	572	16.24%	476,466	7.73%	-	67,951	\$ 124,550	\$ 419,867	\$ 7,993,582	\$ 544,416	\$ 399,679	\$ 8,393,262
CCCUA	\$ -	\$ 1,350,337	\$ 3,750,333	\$ -	\$ 5,135,874	3.26%	143	4.06%	118,995	3.17%	-	16,970	\$ 75,711	\$ 60,255	\$ 5,271,840	\$ 135,966	\$ 263,592	\$ 5,535,432
NAC	\$ 738,299	\$ 575,177	\$ 7,529,669	\$ -	\$ 8,925,738	7.92%	328	9.33%	273,564	3.63%	-	39,014	\$ 152,245	\$ 160,333	\$ 9,238,316	\$ 312,578	\$ 461,916	\$ 9,700,232
NPC	\$ 1,869,712	\$ 668,021	\$ 8,995,082	\$ -	\$ 11,626,600	2.92%	173	4.92%	144,215	1.60%	-	20,567	\$ 164,782	\$ -	\$ 11,791,382	\$ 164,782	\$ 589,569	\$ 12,380,951
NWACC	\$ 1,652,343	\$ -	\$ 11,479,213	\$ -	\$ 13,241,645	1.88%	318	9.03%	264,984	2.31%	-	37,790	\$ 231,786	\$ 70,989	\$ 13,544,420	\$ 302,775	\$ 677,221	\$ 14,221,641
OZC	\$ -	\$ 1,271,841	\$ 3,183,318	\$ -	\$ 4,487,571	-2.16%	-	0.00%	-	0.00%	64,315	(64,315)	\$ -	\$ -	\$ 4,423,256	\$ (64,315)	\$ 221,163	\$ 4,644,419
PCCUA	\$ 1,217,435	\$ 529,856	\$ 8,756,310	\$ -	\$ 10,597,558	2.31%	62	1.76%	51,555	0.59%	-	7,353	\$ 58,908	\$ -	\$ 10,656,466	\$ 58,908	\$ 532,823	\$ 11,189,289
SACC	\$ 854,984	\$ 461,389	\$ 5,962,675	\$ -	\$ 7,341,605	0.97%	39	1.10%	32,359	0.54%	-	4,615	\$ 36,974	\$ -	\$ 7,378,579	\$ 36,974	\$ 368,929	\$ 7,747,508
SAUT	\$ 337,048	\$ -	\$ 5,525,530	\$ -	\$ 5,921,727	1.08%	41	1.18%	34,523	0.62%	-	4,923	\$ 39,447	\$ -	\$ 5,961,174	\$ 39,447	\$ 298,059	\$ 6,259,232
SEAC	\$ -	\$ 1,975,199	\$ 5,301,408	\$ -	\$ 7,335,043	4.31%	130	3.69%	108,350	2.04%	-	15,452	\$ 107,197	\$ 16,606	\$ 7,458,846	\$ 123,803	\$ 372,942	\$ 7,831,788
UACCB	\$ -	\$ 866,760	\$ 4,318,464	\$ -	\$ 5,228,051	2.82%	111	3.15%	92,373	2.14%	-	13,174	\$ 87,226	\$ 18,321	\$ 5,333,597	\$ 105,546	\$ 266,680	\$ 5,600,277
UACCHT	\$ -	\$ 1,958,947	\$ 4,554,683	\$ -	\$ 6,560,198	-1.87%	-	0.00%	-	0.00%	86,149	(86,149)	\$ -	\$ -	\$ 6,474,049	\$ (86,149)	\$ 323,702	\$ 6,797,752
UACCM	\$ -	\$ 1,291,186	\$ 5,073,879	\$ -	\$ 6,417,130	4.82%	309	8.78%	257,659	5.08%	-	36,746	\$ 102,519	\$ 191,886	\$ 6,711,535	\$ 294,405	\$ 335,577	\$ 7,047,112
UACCRM	\$ 329,983	\$ -	\$ 3,656,930	\$ 77,035	\$ 3,866,087	-0.20%	-	0.00%	-	0.00%	7,185	(7,185)	\$ -	\$ -	\$ 3,858,902	\$ (7,185)	\$ 192,945	\$ 4,051,847
UAEACC	\$ 1,250,107	\$ 783,221	\$ 8,708,498	\$ -	\$ 10,801,831	5.53%	169	4.81%	140,999	1.62%	-	20,108	\$ 161,108	\$ -	\$ 10,962,938	\$ 161,108	\$ 548,147	\$ 11,511,085
UA-PT	\$ -	\$ 2,273,772	\$ 14,694,332	\$ -	\$ 17,125,033	1.86%	274	7.79%	228,427	1.55%	-	32,577	\$ 261,004	\$ -	\$ 17,386,037	\$ 261,004	\$ 869,302	\$ 18,255,338
Total	\$ 11,836,184	\$ 23,372,670	\$ 146,286,136	\$ 1,100,570	\$ 180,765,174	2.59%	3,521	100%	2,933,138	2.02%	418,306	-	\$ 1,904,257	\$ 1,447,186	\$ 183,698,312	\$ 2,933,138	\$ 9,184,916	\$ 192,883,227

Table 13D. 2026-27 Non-Formula Entities Recommendations



Institution/Entity	FY2025-26			FY 2026-27 Recommendations			
	EETF Forecast	RSA Forecast	Total Base (RSA & EETF)	3.4% Continuing Level of RSA	Base Operations & Program Enhancements	Total New Funds over 2025-26 Rec.	Total Recommendation
ADTEC/ADWIRED	\$ -	\$ 1,527,000	\$ 1,527,000	\$ 51,918	\$ -	\$ 51,918	\$ 1,578,918
AREON	\$ -	\$ -	\$ -	\$ -	\$ 2,100,000	\$ 2,100,000	\$ 2,100,000
ASU-System Office	\$ 400,497	\$ 2,513,497	\$ 2,913,994	\$ 85,459	\$ 284,253	\$ 369,712	\$ 3,283,706
ASU-Heritage	\$ -	\$ 372,342	\$ 372,342	\$ 12,660	\$ 2,144,695	\$ 2,157,355	\$ 2,529,697
ASU-Delta Center for Economic Development	\$ -	\$ -	\$ -	\$ -	\$ 467,170	\$ 467,170	\$ 467,170
ATU-AR Tech Institute	\$ -	\$ -	\$ -	\$ -	\$ 2,033,222	\$ 2,033,222	\$ 2,033,222
HSU-CEC	\$ -	\$ 78,028	\$ 78,028	\$ 2,653	\$ -	\$ 2,653	\$ 80,681
NWACC-CPTC	\$ -	\$ -	\$ -	\$ -	\$ -	\$ -	\$ -
SACC-Arboretum	\$ -	\$ -	\$ -	\$ -	\$ -	\$ -	\$ -
SAUT-ETA	\$ 56,323	\$ 375,036	\$ 431,359	\$ 12,751	\$ -	\$ 12,751	\$ 444,110
SAUT-FTA	\$ 142,553	\$ 1,780,943	\$ 1,923,496	\$ 60,552	\$ -	\$ 60,552	\$ 1,984,048
UA-SYS	\$ 993,814	\$ 3,479,474	\$ 4,473,288	\$ 118,302	\$ 950,000	\$ 1,068,302	\$ 5,541,590
UA-AS	\$ 464,608	\$ 2,369,274	\$ 2,833,882	\$ 80,555	\$ 2,307,181	\$ 2,387,736	\$ 5,221,618
UA-DivAgri	\$ 8,748,052	\$ 65,800,138	\$ 74,548,190	\$ 2,237,205	\$ 6,500,000	\$ 8,737,205	\$ 83,285,395
UA-ASMSA	\$ 11,856,530	\$ 1,133,048	\$ 12,989,578	\$ 38,524	\$ 1,719,100	\$ 1,757,624	\$ 14,747,202
UA-CS	\$ -	\$ 2,336,896	\$ 2,336,896	\$ 79,454	\$ -	\$ 79,454	\$ 2,416,350
UA-CJI	\$ -	\$ 2,458,634	\$ 2,458,634	\$ 83,594	\$ 969,179	\$ 1,052,773	\$ 3,511,407
UALR-RAPS	\$ -	\$ 3,964,981	\$ 3,964,981	\$ 134,809	\$ 1,980,000	\$ 2,114,809	\$ 6,079,790
UAPB-Nonformula*	\$ -	\$ 5,800,000	\$ 5,800,000	\$ 197,200	\$ -	\$ 197,200	\$ 5,997,200
Total	\$ 22,662,377	\$ 93,989,291	\$ 116,651,668	\$ 3,195,636	\$ 21,454,800	\$ 24,650,436	\$ 141,302,104

*UAPB's Recommendation for RSA funding is for federal matching purposes.

Health-Related Non-Formula Entity - UAMS

	FY2025-26			FY 2026-27 Recommendations			
	EETF Forecast	RSA Forecast	Total Base (RSA & EETF)	3.4% Continuing Level of RSA	Base Operations & Program Enhancements	Total New Funds over 2025-26 Rec.	Total Recommendation
UAMS	\$ 15,180,838	\$ 93,012,881	\$ 108,193,719	\$ 3,162,438	\$ -	\$ 3,162,438	\$ 111,356,157
UAMS-ABUSE/RAPE/DV	\$ -	\$ 350,000	\$ 350,000	\$ 11,900	\$ -	\$ 11,900	\$ 361,900
UAMS-Ped/Psych/Res.	\$ -	\$ 1,985,100	\$ 1,985,100	\$ 67,493	\$ -	\$ 67,493	\$ 2,052,593
UAMS-IC	\$ 377,758	\$ 5,438,340	\$ 5,816,098	\$ 184,904	\$ -	\$ 184,904	\$ 6,001,002
Total	\$ 15,558,596	\$ 100,786,321	\$ 116,344,917	\$ 3,426,735	\$ -	\$ 3,426,735	\$ 119,771,652

Year 9 - Productivity Index

Productivity Index for FY2027 Recommendations	2.00%		
		Universities	Colleges
FY2027 Base RSA Forecast	\$ 586,739,275	75%	25%
Productivity Recommendation	\$ 11,734,786	8,801,648	2,933,138

Institution	FY2026 RSA Forecast	FY2026 Incentive Funding	FY2027 Base RSA	2021-23 Productivity Index	2022-24 Productivity Index	Change in Productivity Index	% Change in Productivity Index
ASUJ	\$ 59,977,118	\$ -	\$ 60,578,145	31,373	33,106	1,734	5.53%
ATU	\$ 35,628,929	\$ -	\$ 36,008,976	21,257	22,028	771	3.63%
HSU	\$ 18,379,271	\$ -	\$ 18,579,650	7,372	6,836	(536)	-7.27%
SAUM	\$ 17,733,361	\$ 520,098	\$ 17,389,948	11,303	12,688	1,385	12.25%
UAF	\$ 136,032,727	\$ 259,886	\$ 137,025,851	73,533	77,513	3,980	5.41%
UAFS	\$ 20,886,786	\$ -	\$ 21,117,177	11,812	12,099	287	2.43%
UALR	\$ 54,964,188	\$ -	\$ 55,568,295	20,391	19,175	(1,216)	-5.96%
UAM	\$ 16,362,815	\$ -	\$ 16,532,809	6,169	6,183	14	0.23%
UAPB	\$ 21,464,639	\$ -	\$ 21,696,734	6,228	6,044	(184)	-2.96%
UCA	\$ 55,018,565	\$ -	\$ 55,584,800	25,151	24,530	(621)	-2.47%
4YR SUB	436,448,399	779,984	440,082,385	214,587	220,202	5,615	2.62%
ANC	\$ 8,845,933	\$ -	\$ 8,934,851	3,345	3,206	(139)	-4.15%
ASUB	\$ 11,333,296	\$ -	\$ 11,455,997	9,089	9,121	32	0.35%
ASUMH	\$ 3,571,700	\$ -	\$ 3,609,520	3,889	3,977	87	2.25%
ASUMS	\$ 4,058,019	\$ -	\$ 4,098,015	2,820	2,627	(193)	-6.84%
ASUN	\$ 6,451,670	\$ -	\$ 6,513,792	6,842	7,336	494	7.23%
ASUTR	\$ 3,347,546	\$ -	\$ 3,384,113	2,795	3,032	237	8.47%
BRTC	\$ 7,187,648	\$ 1,023,534	\$ 6,227,493	6,032	6,604	572	9.48%
CCCUA	\$ 3,750,333	\$ -	\$ 3,785,537	4,380	4,523	143	3.26%
NAC	\$ 7,529,669	\$ -	\$ 7,612,262	4,148	4,477	328	7.92%
NPC	\$ 8,995,082	\$ -	\$ 9,088,867	5,925	6,099	173	2.92%
NWACC	\$ 11,479,213	\$ -	\$ 11,589,302	16,882	17,201	318	1.88%
OZC	\$ 3,183,318	\$ -	\$ 3,215,730	3,398	3,324	(74)	-2.16%
PCCUA	\$ 8,756,310	\$ -	\$ 8,850,267	2,678	2,740	62	2.31%
SACC	\$ 5,962,675	\$ -	\$ 6,025,232	4,000	4,039	39	0.97%
SAUT	\$ 5,525,530	\$ -	\$ 5,584,679	3,836	3,877	41	1.08%
SEAC	\$ 5,301,408	\$ -	\$ 5,359,844	3,021	3,151	130	4.31%
UACCB	\$ 4,318,464	\$ -	\$ 4,361,291	3,926	4,037	111	2.82%
UACCHT	\$ 4,554,683	\$ -	\$ 4,601,251	3,556	3,489	(67)	-1.87%
UACCM	\$ 5,073,879	\$ -	\$ 5,125,944	6,413	6,722	309	4.82%
UACCRM	\$ 3,656,930	\$ 77,035	\$ 3,613,140	2,530	2,525	(5)	-0.20%
UAEACC	\$ 8,708,498	\$ -	\$ 8,768,503	3,062	3,232	169	5.53%
UA-PT	\$ 14,694,332	\$ -	\$ 14,851,261	14,765	15,039	274	1.86%
2 YR SUB	\$ 146,286,136	\$ 1,100,570	\$ 146,656,890	117,332	120,376	3,044	2.59%
TOTAL	\$ 582,734,535	\$ 1,880,554	\$ 586,739,275	331,919	340,578	8,659	2.61%

**PERSONAL SERVICES RECOMMENDATIONS FOR
CLASSIFIED AND NON-CLASSIFIED PERSONNEL
2026-27 FISCAL YEAR**

A.C.A. §6-61-209 requires the Arkansas Higher Education Coordinating Board to present a consolidated budget request from the state-supported colleges and universities to the General Assembly and the Governor prior to each regular session of the General Assembly. As part of this process, the quantity of positions, titles, and line-item maximum salaries for all non-classified administrative, academic, and auxiliary positions at each Arkansas public institution of higher education have been reviewed, and changes are recommended.

These recommendations, to be effective July 1, 2026, recognize the varying structures and sizes of institutions, while maintaining reasonable consistency among similar positions at institutions. The primary objective of the Arkansas Division of Higher Education (ADHE) staff was to maintain relative uniformity in titles and line-item maximums for similar positions in comparable institutions, while recognizing the varying missions and structures of institutions, priorities of the new biennium, and FTE enrollment growth.

During the 2025-27 Personal Service Request process, institutions of higher education requested positions based on a two-year term. Due to this, requests for the 2026-27 fiscal year were expected to be minimal. Recommendations included in this agenda item are for position needs that could not be addressed using central pool positions or other means. ADHE staff reviewed all position requests and provided recommendations.

While additional positions and titles were recommended when institutions demonstrated a compelling need, ADHE staff attempted to keep the net growth at a minimum due to concerns over budget shortfalls and the expansion of state services. Salary recommendations for new positions were based on salaries for similar positions previously established at comparable Arkansas institutions.

Institutions of higher education, apart from UAMS, have 27,022 positions currently authorized. For the 2026-27 Fiscal Year, institutions requested an increase of 129 positions and the deletion of 112 positions, for a net new request of 17 positions. ADHE staff recommends this net increase of 17 positions, for a total recommendation of 27,039 positions (a 0.1 percent increase). UAMS currently has 11,974 authorized positions and their submission for changes reflects a net zero (0) change. ADHE staff recommends the current level of 11,974 positions.

Institutions' state funding is not based on the number of approved positions. Additional positions do not generate a need for new funding. If institutional growth necessitates additional positions during the year, positions may be requested from the appropriate pool.

Summaries of authorized, requested, and recommended positions for two-year and four-year institutions that made requests are shown in Table 14-A and Table 14-B. Recommended maximum salaries for selected key administrative and academic positions are shown in Table 14-C and Table 14-D.

ADHE Executive Staff recommend that the Arkansas Higher Education Coordinating Board approve the following resolution.

RESOLVED, That the Arkansas Higher Education Coordinating Board adopts the recommended number of positions, titles, and maximum salaries for non-classified positions in academic, administrative, and auxiliary positions for the 2026-27 fiscal year as recommended by staff.

FURTHER RESOLVED, That the Commissioner of the Arkansas Division of Higher Education is authorized to make technical corrections consistent with Coordinating Board action.

FURTHER RESOLVED, That the Coordinating Board requests the Commissioner to transmit the Personal Services recommendations to the Governor and the General Assembly for consideration for the 2026-27 fiscal year.

TABLE 14-A 2026-27 PERSONAL SERVICES SUMMARY FOR INSTITUTIONS OF HIGHER EDUCATION
NON-CLASSIFIED POSITIONS FOR UNIVERSITIES

		Authorized 2025-26 Positions*				Filled 2024-25 Positions*				Deleted Positions				Requested Added Positions*				Recommended Added Positions				Total Positions				Percent Increase			
AY 2025 FTE																													
Institution		Admin	Academic	Auxiliary	Total	Admin	Academic	Auxiliary	Total	Admin	Academic	Auxiliary	Total	Admin	Academic	Auxiliary	Total	Admin	Academic	Auxiliary	Total	Admin	Academic	Auxiliary	Total				
Four-Year Institutions: Sorted by Institution																													
ASUJ		869	1,219	147	2,235	754	1,015	128	1,897				0				0				0	869	1,219	147	2,235	0.0%	0.0%	0.0%	0.0%
ASU-SYS		39	0	0	39	32	0	0	32				0				0				0	39	0	0	39	0.0%	0.0%	0.0%	0.0%
ASU-ABI		18	25	0	43	15	18	0	33				0				0				0	18	25	0	43	0.0%	0.0%	0.0%	0.0%
ATU		559	707	72	1,338	354	461	45	860				0				0				0	559	707	72	1,338	0.0%	0.0%	0.0%	0.0%
ATU-Ozark		62	143	0	205	37	85	0	122				0				0				0	62	143	0	205	0.0%	0.0%	0.0%	0.0%
ATU-ATI		18	0	0	18	0	0	0	0				0				0				0	18	0	0	18	100.0%	0.0%	0.0%	100.0%
HSU		184	327	44	555				0				0				0				0	184	327	44	555	0.0%	0.0%	0.0%	0.0%
SAUM		229	282	18	529	180	268	18	466				0				0				0	229	282	18	529	0.0%	0.0%	0.0%	0.0%
UAF		2,219	2,622	736	5,577	2,024	2,362	651	5,037				0				0				0	2,219	2,622	736	5,577	0.0%	0.0%	0.0%	0.0%
UA-GWG		14	0	0	14	12	0	0	12				0				0				0	14	0	0	14	0.0%	0.0%	0.0%	0.0%
UAFS		355	630	40	1,025	270	402	30	702				0				0				0	355	630	40	1,025	0.0%	0.0%	0.0%	0.0%
UALR		668	1,179	142	1,989	395	805	67	1,267	1	0	0	1	0	0	0	0	0	0	0	0	667	1,179	142	1,988	-0.1%	0.0%	0.0%	-0.1%
UAM		210	279	38	527				0				0				0				0	210	279	38	527	0.0%	0.0%	0.0%	0.0%
UAMCT-C		14	39	0	53				0				0				0				0	14	39	0	53	0.0%	0.0%	0.0%	0.0%
UAMCT-M		19	34	0	53				0				0				0				0	19	34	0	53	0.0%	0.0%	0.0%	0.0%
UAM-AHEOTA-		2	4	0	6				0				0				0				0	2	4	0	6	0.0%	0.0%	0.0%	0.0%
UAPB		365	262	76	703				0				0				0				0	365	262	76	703	0.0%	0.0%	0.0%	0.0%
UAPB-AES & EP		18	159	0	177				0				0				0				0	18	159	0	177	0.0%	0.0%	0.0%	0.0%
UA SYSTEM		117	0	0	117	75	0	0	75	0	0	0	0	3	0	0	0	3	0	0	3	120	0	0	120	2.6%	0.0%	0.0%	2.6%
UA-AAS		8	55	0	63	6	33	0	39				0				0				0	8	55	0	63	0.0%	0.0%	0.0%	0.0%
UA-AREON		14	0	0	14	10	0	0	10				0				0				0	14	0	0	14	0.0%	0.0%	0.0%	0.0%
UA-ASMSA		74	47	0	121	59	33	0	92				0				0				0	74	47	0	121	0.0%	0.0%	0.0%	0.0%
UA-CJI		39	0	0	39	25	0	0	25				0				0				0	39	0	0	39	0.0%	0.0%	0.0%	0.0%
UA-CS		13	18	0	31	10	16	0	26				0				0				0	13	18	0	31	0.0%	0.0%	0.0%	0.0%
UA-GRANTHAM		168	42	0	210	122	7	0	129				0				0				0	168	42	0	210	0.0%	0.0%	0.0%	0.0%
UA-Div of Agri		760	711	0	1,471	696	635	0	1,331				0				0				0	760	711	0	1,471	0.0%	0.0%	0.0%	0.0%
UCA		876	1,203	226	2,305	645	986	174	1,805				0				0				0	876	1,203	226	2,305	0.0%	0.0%	0.0%	0.0%
Total without UAMS		7,931	9,987	1,539	19,457	5,721	7,126	1,113	13,960	1	0	0	1	3	0	0	3	3	0	0	3	7,933	9,987	1,539	19,459	0.0%	0.0%	0.0%	0.0%
UAMS		3,617	3,483	5,774	12,874	2,644	3,359	5,360	11,363				0				0				0	3,617	3,483	5,774	12,874	0.0%	0.0%	0.0%	0.0%
Total with UAMS		11,548	13,470	7,313	32,331	8,365	10,485	6,473	25,323	1	0	0	1	3	0	0	3	3	0	0	3	11,550	13,470	7,313	32,333	0.0%	0.0%	0.0%	0.0%
Total 2-yr & 4-yr without UAMS		10,414	14,940	1,715	27,069	7,407	10,313	1,189	18,909	12	2	0	14	14	3	0	17	13	3	1	17	10,415	14,941	1,716	27,072	0.0%	0.0%	0.1%	0.0%

*Moves are considered to be authorized, filled, and requested in the category to which they were moved.

0.0% 4-yr positions given up
0.0% UAMS positions given up
0.0% Total positions w/o UAMS given up

TABLE 14-B 2026-27 PERSONAL SERVICES SUMMARY FOR INSTITUTIONS OF HIGHER EDUCATION
NON-CLASSIFIED POSITIONS FOR COLLEGES

		Authorized 2025-26 Positions*				Filled 2024-25 Positions*				Deleted Positions				Requested Added Positions*				Recommended Added Positions				Total Positions				Percent Increase			
AY 2025 Institution FTE		Admin	Academic	Auxiliary	Total	Admin	Academic	Auxiliary	Total	Admin	Academic	Auxiliary	Total	Admin	Academic	Auxiliary	Total	Admin	Academic	Auxiliary	Total	Admin	Academic	Auxiliary	Total				
Two-Year Institutions: Sorted by Institution																													
ANC		96	158	1	255	73	62	1	136	1	0	0	1	1	0	0	1	1	0	0	1	96	158	1	255	0.0%	0.0%	0.0%	0.0%
		169	329	4	502	131	174	2	307				0				0	169	329	4	502	0.0%	0.0%	0.0%	0.0%	0.0%	0.0%	0.0%	0.0%
		78	120	0	198	54	87	0	141	1	0	0	1	1	0	0	1	77	120	1	198	-1.3%	0.0%	0.0%	0.0%	0.0%	0.0%	0.0%	0.0%
		97	198	5	300	48	80	1	129				0				0	97	198	5	300	0.0%	0.0%	0.0%	0.0%	0.0%	0.0%	0.0%	0.0%
		105	229	7	341	82	137	2	221				0				0	105	229	7	341	0.0%	0.0%	0.0%	0.0%	0.0%	0.0%	0.0%	0.0%
		78	171	12	261	44	131	9	184				0				0	78	171	12	261	0.0%	0.0%	0.0%	0.0%	0.0%	0.0%	0.0%	0.0%
		87	131	4	222	69	116	2	187				0				0	87	131	4	222	0.0%	0.0%	0.0%	0.0%	0.0%	0.0%	0.0%	0.0%
		74	122	8	204	64	99	5	168				0				0	74	122	8	204	0.0%	0.0%	0.0%	0.0%	0.0%	0.0%	0.0%	0.0%
		94	279	9	382	79	175	4	258	0	1	0	1	0	0	0	0	94	278	9	381	0.0%	-0.4%	0.0%	-0.3%				
		136	238	6	380	109	169	4	282				0				0	136	238	6	380	0.0%	0.0%	0.0%	0.0%	0.0%	0.0%	0.0%	0.0%
		386	760	9	1,155	220	667	0	887				0				0	386	760	9	1,155	0.0%	0.0%	0.0%	0.0%	0.0%	0.0%	0.0%	0.0%
		61	150	9	220	44	136	0	180				0				0	61	150	9	220	0.0%	0.0%	0.0%	0.0%	0.0%	0.0%	0.0%	0.0%
		120	168	8	296	84	108	0	192				0				0	120	168	8	296	0.0%	0.0%	0.0%	0.0%	0.0%	0.0%	0.0%	0.0%
		103	173	26	302	66	102	10	178				0				0	103	173	26	302	0.0%	0.0%	0.0%	0.0%	0.0%	0.0%	0.0%	0.0%
		101	128	13	242	63	53	6	122				0				0	101	128	13	242	0.0%	0.0%	0.0%	0.0%	0.0%	0.0%	0.0%	0.0%
		17	48	0	65	9	37	0	46				0				0	17	48	0	65	0.0%	0.0%	0.0%	0.0%	0.0%	0.0%	0.0%	0.0%
		6	20	0	26	4	17	0	21				0				0	6	20	0	26	0.0%	0.0%	0.0%	0.0%	0.0%	0.0%	0.0%	0.0%
	82	278	15	375	54	222	14	290				0				0	82	278	15	375	0.0%	0.0%	0.0%	0.0%	0.0%	0.0%	0.0%	0.0%	
	71	168	4	243	59	123	3	185				0				0	71	168	4	243	0.0%	0.0%	0.0%	0.0%	0.0%	0.0%	0.0%	0.0%	
	83	130	1	214	64	65	0	129	7	1	0	8	9	1	0	10	85	130	1	216	2.4%	0.0%	0.0%	0.0%	0.9%				
	109	180	0	289	82	85	0	167	2	0	0	2	0	2	0	2	107	182	0	289	-1.8%	1.1%	0.0%	0.0%	0.0%	0.0%	0.0%	0.0%	
	52	91	13	156	33	65	6	104				0				0	52	91	13	156	0.0%	0.0%	0.0%	0.0%	0.0%	0.0%	0.0%	0.0%	
	74	122	8	204				0				0				0	74	122	8	204	0.0%	0.0%	0.0%	0.0%	0.0%	0.0%	0.0%	0.0%	
	204	562	14	780	151	277	7	435				0				0	204	562	14	780	0.0%	0.0%	0.0%	0.0%	0.0%	0.0%	0.0%	0.0%	
Grand Total		2,483	4,953	176	7,612	1,686	3,187	76	4,949	11	2	0	13	11	3	0	14	10	3	1	14	2,482	4,954	177	7,613	0.0%	0.0%	0.6%	0.0%

*Moves are considered to be authorized in the category they are moved to.

TABLE 14-C
MAXIMUM LINE ITEM COMPARISONS FOR SELECTED
KEY POSITIONS - AHECB RECOMMENDATIONS
FOR FOUR-YEAR INSTITUTIONS: FY 2026-27

INSTITUTION	CHIEF EXECUTIVE OFFICER	CHIEF ACADEMIC OFFICER	CHIEF FISCAL OFFICER	CHIEF STUDENT OFFICER	DEAN	DEPT CHAIR	9-MONTH			
							ASSOC PROFESSOR	ASSIST PROFESSOR	INSTRUCTOR	
UAF**	405,407	302,676	271,328	242,905	260,727	331,847	237,622	195,073	189,097	125,703
UALR	399,144	277,092	232,470	232,469	221,877	207,746	200,682	175,948	147,286	114,924
ASUJ	399,145	277,092	228,939	228,939	229,865	207,746	200,682	175,948	147,286	114,924
ATU	365,882	277,092	232,470	228,939	221,879	207,746	200,682	175,948	147,286	114,924
UCA	365,882	277,092	232,470	228,939	221,877	207,746	200,682	175,948	147,286	114,924
HSU	332,620	222,757	222,757	222,757	212,601	199,059	192,289	168,578	141,133	110,113
SAUM	332,620	207,742	200,539	194,516	179,480	165,258	154,477	136,493	125,710	104,137
UAM	299,358	207,742	200,539	194,516	179,480	165,258	154,477	136,493	125,710	104,137
UAPB	300,566	207,742	200,539	194,516	179,480	165,258	154,477	136,493	125,710	104,137
UAFS	299,358	239,532	222,757	219,372	179,480	199,058	192,289	168,578	141,133	110,113
UAMS*	498,931	481,621	407,030	N/A	398,216	580,117	404,732	371,005	350,768	278,071
ASU/SYS	449,802	261,425	281,925	N/A	N/A	N/A	N/A	N/A	N/A	N/A
UA/SYS	580,732	302,675	286,054	N/A	N/A	N/A	N/A	N/A	N/A	N/A

*UAMS faculty salaries are for 12-month positions.

**UAF Chief Student Officer is listed as a Vice Provost

TABLE 14-D
MAXIMUM LINE ITEM COMPARISONS FOR SELECTED
KEY POSITIONS - AHECB RECOMMENDATIONS
FOR TWO-YEAR INSTITUTIONS: FY 2026-27

INST	CHIEF	CHIEF	CHIEF	CHIEF	DIVISION	9-MONTH			
	EXECUTIVE	ACADEMIC	FISCAL	STUDENT		ASSOC	ASSIST		
	OFFICER	OFFICER	OFFICER	OFFICER	CHAIR	FACULTY	PROFESSOR	PROFESSOR	PROFESSOR INSTRUCTOR
ANC	214,799	172,403	161,671	161,671	150,880	114,926			
ASUB	214,799	172,403	161,671	161,671	150,880		123,315	116,264	102,874 89,629
ASUMH	214,799	172,403	161,671	161,671	150,880	114,926			
ASUMS	214,799	172,403	161,671	161,671	150,880	114,926			
ASUN	214,799	172,403	161,671	161,671	150,880		123,315	116,264	102,874 89,629
ASUTR	214,799	172,403	161,671	161,671	150,880	114,926			
BRTC	214,799	172,403	161,671	161,671	150,880	114,926			
CCCUA	214,799	172,403	161,671	161,671	150,880	114,926			
EACC	214,799	172,403	161,671	161,671	150,880	114,926			
NAC	214,799	172,403	161,671	161,671	150,880	114,926			
NPC	214,799	172,403	161,671	161,671	150,880	114,926			
NWACC	214,799	172,403	161,671	161,671	150,880	114,926			
OZC	214,799	172,403	161,671	161,671	150,880	114,926			
PCCUA	214,799	172,403	193,615	161,671	150,880	114,926			
SAC	216,464	172,403	172,403	161,671	150,880	114,926			
SAUT	214,799	172,403	161,671	161,671	150,880	114,926			
SEAC	214,799	172,403	161,671	161,671	150,880	114,926			
UACCB	214,799	172,403	161,671	161,671	150,880	114,926			
UACCHT	214,799	172,403	161,671	161,671	150,880	114,926			
UACCM	214,799	172,403	161,671	161,671	150,880	114,926			
UACCRM	214,799	172,403	161,671	161,671	150,880	114,926			
UAPTC	214,799	179,858	161,671	161,671	150,880	114,926			

ECONOMIC FEASIBILITY OF DEBT ISSUE SOUTHERN ARKANSAS UNIVERSITY

Southern Arkansas University Magnolia (SAUM) requests approval of the economic feasibility of plans to secure auxiliary refunding bonds not to exceed \$23.775 million with a term of thirty (30) years at an estimated annual interest rate of 4.85 percent. Proceeds from the bond issue will be used for auxiliary purposes. The Southern Arkansas University Board of Trustees approved this financing at its meeting on October 8, 2025.

The auxiliary bond issue will be approximately \$23.775 million with an annual debt service of \$5,389,981 and a term of thirty (30) years. Proceeds will be used to refund the 2015, 2016 and the 2018A series bonds, with no new funds issued. These bonds were secured through a privatized housing agreement with SAUM's Alumni Association. The existing obligation and the related assets will be transferred to the University.

The debt service on the bond issue will be supported by housing revenue. Coordinating Board policy regarding debt service for auxiliary projects provides that annual auxiliary revenues should be no less than 120 percent of total annual auxiliary debt service.

Relevant data follows:

Budgeted 2025-26 Auxiliary Revenues, Net.....	\$ 12,332,367
Maximum Allowable Debt Service (\$12,332,367 / 120%).....	\$ 10,276,973
Existing Annual Debt Service Refunded.....	\$ (2,043,525)
Proposed Debt Service.....	\$ 5,389,981
Amount Remaining for Additional Debt Service.....	\$ 6,930,517

The above data demonstrates that Southern Arkansas University has sufficient auxiliary revenue to support auxiliary bonds not to exceed \$23.775 million with a term of thirty (30) years at an estimated annual interest rate of 4.85 percent.

In accordance with board policy, all debt proceeds that require AHECB approval and result in additional square footage are subject to AHECB maintenance policy adopted in October 2010. Southern Arkansas University will sustain a building maintenance fund to be supported by auxiliary revenue for auxiliary facilities. These funds will be transferred annually and maintained in a separate plant account based on the Association of Physical Plant Administrators (APPA) of Universities and Colleges recommendation. The current APPA recommendation is \$1.25 per gross square foot for auxiliary facilities. The auxiliary loan issue provides additional square footage of approximately 104,124

square feet, resulting in an annual transfer of \$130,155.

ADHE Executive Staff recommend that the Arkansas Higher Education Coordinating Board approve the following resolution:

RESOLVED, That the Arkansas Higher Education Coordinating Board considers the economically feasible plans for Southern Arkansas University Magnolia (SAUM) to secure auxiliary refunding bonds in an amount not to exceed \$23.775 million with a term of thirty (30) years at an estimated annual interest rate of 4.85 percent. Proceeds will be used to refund the 2015, 2016 and the 2018A series bonds, with no new funds issued.

FURTHER RESOLVED, That the Commissioner of the Arkansas Division of Higher Education is authorized to notify the President and the Chair of the Board of Trustees of Southern Arkansas University System and Southern Arkansas University Magnolia (SAUM) of the Coordinating Board's resolution.

**ECONOMIC FEASIBILITY OF LOAN ISSUE
ARKANSAS STATE UNIVERSITY-JONESBORO**

Arkansas State University-Jonesboro (ASUJ) requests approval of the economic feasibility of plans to secure a loan from the College Savings Bond Revolving Loan Fund (CSBRLF) not to exceed \$2.5M with a term of ten (10) years with an annual interest rate not to exceed 0.2 percent. Proceeds from the loan will be used for educational and general purposes (E&G). The Board of Trustees of Arkansas State University-System approved this financing at its meeting on December 12, 2025.

The E&G CSBRLF loan issue will not exceed \$2.5M with an estimated annual debt service of \$251,094 and a term of ten (10) years. Proceeds from the loan will be used for the construction of an Equine Barn and a Bovine Barn, and for the replacement of the Dean B. Ellis Library Chiller at ASUJ. Coordinating Board policy regarding debt service for E&G projects provides that a maximum of 25 percent of net tuition and fee revenue may be pledged to E&G debt service.

Relevant data follows:

Budgeted 2025-26 Net Tuition and Fee Revenue	\$ 87,870,642
Maximum Allowable Debt Service (\$87,870,642 X 25%)	\$ 21,967,661
Existing Debt Service	\$ 8,290,805
Proposed New Debt Service	\$ 251,094
Amount Remaining for Additional Debt Service	\$ 13,425,762

The above data demonstrates that ASUJ has sufficient tuition and fee revenue to support an E&G CSBRLF not to exceed \$2.5M with a term of ten (10) years at an estimated annual interest rate of 0.2 percent.

Any proceeds from loans that require AHECB approval, are used for the purchase or construction of new facilities, and result in additional square footage are subject to the AHECB maintenance policy as adopted in October of 2010. Arkansas State University will sustain a building maintenance fund to be supported by tuition and fee revenue for the E&G facilities. These funds will be transferred annually and maintained in a separate plant account based on the Association of Physical Plant Administrators (APPA) of Universities and Colleges recommendation. The current APPA recommendation is \$2.50 per gross square foot for E&G facilities. Based on an estimated total of 3,200 square feet of space related to the Equine Barn and 4,800 square feet of space related to the Bovine Barn, \$8,000, to support Equine, and \$12,000, to support Bovine, will be transferred annually.

ADHE Executive Staff recommend that the Arkansas Higher Education Coordinating Board approve the following resolution:

RESOLVED, That the Arkansas Higher Education Coordinating Board considers economically feasible plans for Arkansas State University-Jonesboro (ASUJ) to obtain a loan from the College Savings Bond Revolving Loan Fund (CSBRLF) not to exceed \$2.5M million with a term of up to ten (10) years at an estimated annual interest rate of 0.2 percent to construct an Equine Barn and a Bovine Barn, and for the replacement of the Dean B. Ellis Library Chiller at ASUJ.

FURTHER RESOLVED, That the Commissioner of the Arkansas Division of Higher Education is authorized to notify the President and the Chair of the Board of Trustees of Arkansas State University-System (ASU-SYS) and the Chancellor of Arkansas State University-Jonesboro (ASUJ) of the Coordinating Board's resolution.

**ECONOMIC FEASIBILITY OF BOND ISSUE
ARKANSAS STATE UNIVERSITY-JONESBORO**

Arkansas State University-Jonesboro (ASU) requests approval of the economic feasibility of plans to issue bonds not to exceed \$16 million with a term of fifteen (15) years at an estimated annual interest rate of 4.5 percent. Proceeds from the bond issue will be used for auxiliary purposes. The Arkansas State University System Board of Trustees approved this financing at its meeting on December 12, 2025.

The auxiliary issue will be up to \$16 million with a total maximum annual debt service of \$1,489,821 and a term of fifteen (15) years. Proceeds from the bond issue will be used to renovate Kays Hall.

The debt service on the bond issue will be supported by housing revenue. Coordinating Board policy regarding debt service for auxiliary projects provides that annual auxiliary revenues should be no less than 120 percent of total annual auxiliary debt service.

Relevant data follows:

Budgeted 2026-27 Auxiliary Residence Hall Revenue	\$ 10,663,290
Maximum Allowable Debt Service (\$10,663,290/120%)	\$ 8,886,075
Existing Debt Service	\$ 5,148,545
Proposed New Debt Service	\$ 1,489,821
Amount Remaining for Additional Debt Service	\$ 2,247,709

The above data demonstrates that ASUJ has sufficient auxiliary revenue to issue auxiliary bonds not to exceed \$16 million with a term of fifteen (15) years at an estimated annual interest rate of 4.5 percent.

Any proceeds from loans that require AHECB approval, are used for the purchase or construction of new facilities, and result in additional square footage are subject to the AHECB maintenance policy as adopted in October of 2010. The projects contemplated herein do not provide additional square footage to the campus.

ADHE Executive Staff recommend that the Arkansas Higher Education Coordinating Board approve the following resolution:

RESOLVED, That the Arkansas Higher Education Coordinating Board considers economically feasible plans for Arkansas State University-Jonesboro (ASUJ) to issue bonds not to exceed \$16

million with a term of fifteen (15) years at an estimated annual interest rate of 4.5 percent to renovate Kays Hall.

FURTHER RESOLVED, That the Commissioner of the Arkansas Division of Higher Education is authorized to notify the President and the Chair of the Board of Trustees of Arkansas State University-System and the Chancellor of Arkansas State University-Jonesboro of the Coordinating Board's resolution.

**TECHNICAL CERTIFICATE AND CERTIFICATE OF PROFICIENCY IN
PRECISION AGRICULTURE**

ARKANSAS STATE UNIVERSITY BEEBE

The following resolution is presented to the Arkansas Higher Education Coordinating Board for consideration:

RESOLVED, That the Arkansas Higher Education Coordinating Board approves the offering of the Technical Certificate in Precision Agriculture (CIP 01.0000) and Certificate of Proficiency in Precision Agriculture (CIP 01.0000) at Arkansas State University Beebe, effective Spring 2026.

FURTHER RESOLVED, That the Coordinating Board instructs the Commissioner of the Arkansas Division of Higher Education to inform the Chancellor of Arkansas State University Beebe and Chair of the Board of Trustees of the Arkansas State University System of the approval.

TECHNICAL CERTIFICATE AND CERTIFICATE OF PROFICIENCY IN PRECISION AGRICULTURE

ARKANSAS STATE UNIVERSITY BEEBE

The administration of Arkansas State University Beebe (ASUB) and Board of Trustees of the Arkansas State University System request approval to offer the Technical Certificate in Precision Agriculture and Certificate of Proficiency in Precision Agriculture, effective Spring 2026.

ASUB is accredited by the Higher Learning Commission, and the proposed program is within the role and scope established for the institution. The Arkansas State University System Board of Trustees approved the program on September 12, 2025.

Program Description

The proposed Precision Agriculture program consists of a 31-credit-hour Technical Certificate and a 9-credit-hour Certificate of Proficiency both designed to meet growing industry needs in technology-driven farming and agri-technology. This program's curriculum integrates plant and soil science, geospatial technologies, and agricultural systems with specialized training in GPS-guided equipment, unmanned aerial vehicles, control systems, and livestock monitoring tools. This blend of coursework and application will prepare students for entry-level employment in precision agriculture operations or for continued study in related degree programs.

The Certificate of Proficiency in Precision Agriculture is a stackable credential that applies directly toward the Technical Certificate in Precision Agriculture. Students wishing to further their education may apply these credentials toward ASUB's Associate of Applied Science in Agricultural Equipment Technology or Associate of Science in Agriculture, or as a transferable option into Arkansas State University's Bachelor of Science in Agriculture in GIS and Precision Agriculture.

One full-time faculty member will be hired and will join a team of experienced and credentialed faculty. The proposed program will utilize existing resources including ASUB's 150-acre on-site farm. Additional equipment will be purchased and housed in a newly constructed instructional storage facility.

Program Need

Agriculture remains Arkansas's leading industry, generating approximately \$14 billion in annual market value. However, the state has experienced a decline of more than 20 percent in the number of farms since 2002, underscoring the pressing need for innovation and increased productivity within the sector. The emergence of precision agriculture, the application of advanced technologies such as GPS, GIS, data analytics, automation, and unmanned aerial systems, has transformed agricultural practices

nationwide. Despite this advancement, Arkansas lacks a dedicated credentialing pathway to prepare students and incumbent workers for careers in this evolving field.

Traditional labor market information proved to be inconclusive based on two factors: the absence of a well-defined Classification of Instructional Program (CIP) code that encompasses the diverseness of the Precision Agriculture field and the predominance of family-owned farms constrains the availability of occupational data specific to precision agriculture.

To assess program need, ASUB surveyed a diverse group of agricultural organizations and businesses, including Greenway Equipment, AgHeritage, Riceland Foods, Farm Bureau Insurance, and other independent producers and cooperatives. This group of stakeholders confirmed the need for workforce-ready individuals trained in precision agriculture. ASUB received several letters of support and can be found in the full proposal.

Program Expenditures and Funding

In 2025, ASUB was awarded a \$2.3 million Higher Industry Readiness through Education Development (HIRED) grant to support the design and implementation of a state-of-the-art Precision Agriculture Center. These funds will support a wide range of strategic investments including the hiring of one full-time faculty member, part-time faculty, professional development and travel, consulting services, and marketing and outreach. A significant portion of the grant will support the acquisition of advanced instructional equipment, such as a \$261,000 tractor, a \$347,000 sprayer, and \$61,000 in computer lab technology. These expenditures will enhance hands-on training and applied learning and will support long-term sustainability of the proposed program.

The grant will be implemented over a two-year period, beginning January 2025 and concluding in December 2026. After the HIRED grant ends, ASUB will assume full responsibility for the new precision agriculture faculty member's salary and fringe benefits as well as ongoing minor program supplies which will be integrated into the Agriculture Department and Farm budgets within the Division of Career Education.

Program Duplication

While there are 70+ agriculture programs offered across all award types at many Arkansas public institutions, there are no active certificate programs similar to the proposed Certificate of Proficiency and Technical Certificate in Precision Agriculture.

Program Learning Outcomes

Upon successful completion, a student will be able to:

1. Apply geospatial technologies such as GPS, GIS, and remote sensing to collect, analyze, and interpret agricultural data for crop and livestock systems.

2. Operate and maintain precision agriculture equipment and software, including UAVs, variable rate applicators, planting monitors, and livestock sensors.
3. Demonstrate an understanding of agronomic and livestock production principles, and how they integrate with precision technologies to improve efficiency and sustainability.
4. Evaluate and troubleshoot precision systems, including application control, sensor networks, and automated monitoring tools, to ensure optimal performance in agricultural operations.
5. Communicate technical information effectively, using appropriate terminology and digital tools to support decision-making in precision agriculture environments.

Program Enrollment and Graduation Projections

Technical Certificate in Precision Agriculture		
Academic Year	Projected Enrollment	Projected Graduates
2025 – 2026	15	
2026 – 2027	25	10
2027 – 2028	35	17
2028 – 2029	40	24
2029 – 2030	50	28

Certificate of Proficiency in Precision Agriculture		
Academic Year	Projected Enrollment	Projected Graduates
2025 – 2026	15	10
2026 – 2027	25	18
2027 – 2028	35	25
2028 – 2029	40	28
2029 – 2030	50	36

Program Curriculum

Technical Certificate in Precision Agriculture

ENG 1003	Freshman English I
GEOG 1233	Introduction to Geographic Information Systems
MATH 1013	Technical Math or higher
JDAT 1104	Precision Farming Technologies
PSSC 2803	Field Crops
ASTM 1XX3	<i>Introduction to Precision Agriculture</i>
ASTM 1XX3	<i>Precision Livestock Applications</i>
ASTM 1XX3	<i>Unmanned Aerial Vehicles in Precision Agriculture</i>
ASTM 2XX3	<i>Application Control</i>
ASTM 1XX3	<i>Planting and Harvesting Systems</i>

ASTM 2XX3 Precision Farming with Farm Simulator
Italics – New Courses

Certificate of Proficiency in Precision Agriculture

ASTM 1XX3 Introduction to Precision Agriculture

Complete 6 credit hours from the following:

JDAT 1104 Precision Farming Technologies

GEOG 1233 Introduction to Geographic Information Systems

ASTM 1XX3 Precision Livestock Applications

ASTM 1XX3 Unmanned Aerial Vehicles in Precision Agriculture

ASTM 2XX3 Application Control

ASTM 1XX3 Planting and Harvesting Systems

ASTM 2XX3 Precision Farming with Farm Simulator

Italics – New Courses

**ASSOCIATE OF APPLIED SCIENCE IN FARM AND RANCH MANAGEMENT,
TECHNICAL CERTIFICATE IN PRECISION AGRICULTURE,
AND
CERTIFICATE OF PROFICIENCY IN AGRICULTURE DRONE TECHNOLOGY
UNIVERSITY OF ARKANSAS COMMUNITY COLLEGE BATESVILLE**

The following resolution is presented to the Arkansas Higher Education Coordinating Board for consideration:

RESOLVED, That the Arkansas Higher Education Coordinating Board approves the offering of the Associate of Applied Science in Farm and Ranch Management (CIP 01.0104), Technical Certificate in Precision Agriculture (CIP 01.0000), and Certificate of Proficiency in Agriculture Drone Technology (CIP 49.0109) at the University of Arkansas Community College Batesville, effective Fall 2026.

FURTHER RESOLVED, That the Coordinating Board instructs the Commissioner of the Arkansas Division of Higher Education to inform the Chancellor of the University of Arkansas Community College Batesville and Chair of the Board of Trustees of the University of Arkansas System of the approval.

**ASSOCIATE OF APPLIED SCIENCE IN FARM AND RANCH MANAGEMENT,
TECHNICAL CERTIFICATE IN PRECISION AGRICULTURE,
AND
CERTIFICATE OF PROFICIENCY IN AGRICULTURE DRONE TECHNOLOGY**

UNIVERSITY OF ARKANSAS COMMUNITY COLLEGE BATESVILLE

The administration of the University of Arkansas Community College Batesville (UACCB) and Board of Trustees of the University of Arkansas System request approval to offer the Associate of Applied Science in Farm and Ranch Management (CIP 01.0104), Technical Certificate in Precision Agriculture (CIP 01.0000), and the Certificate of Proficiency in Agriculture Drone Technology (CIP 49.0109), effective Fall 2026.

UACCB is accredited by the Higher Learning Commission, and the proposed program is within the role and scope established for the institution. The University of Arkansas System Board of Trustees approved the program on November 19, 2025.

Program Description

The proposed Farm and Ranch Management program will provide students with stackable credentials that integrate applied learning with essential technical and business competencies, preparing graduates to successfully operate or support modern farm and ranch enterprises. The 60-credit-hour Associate of Applied Science in Farm and Ranch Management, a primarily hands-on program, will prepare students to manage crop or livestock production by integrating best practices of agriculture operation with practical tools to start or manage a small-scale farm business. The 30-credit-hour Technical Certificate in Precision Agriculture will provide students with foundational knowledge in safety principles and practices, equipment operation, maintenance, and repair, resource management, efficiency, and sustainability. The 12-credit-hour Certificate of Proficiency in Agriculture Drone Technology offers essential training in agricultural drone operations and precision agriculture tools. Together, these credentials will prepare graduates for entry-level employment in precision agriculture, farm operations, and related fields, while supporting a skilled workforce capable of meeting the technological demands of modern agriculture.

Although UACCB offers an Associate of Science in Agriculture Business and Associate of Science in Agriculture Technology, these programs were designed as transfer pathways for students seeking a bachelor's degree. In contrast, the proposed Farm and Ranch Management program is an applied, workforce-oriented program intended to lead directly to employment or advancement within agricultural production settings rather than transfer into a four-year program.

One full-time faculty member and one adjunct faculty member will be sufficient for the first three years of enrollment. However, in year four, UACCB will hire one additional full-time faculty member. The proposed program will utilize existing resources including UACCB's two farms totaling 259 acres which includes a 100,000 square foot building. Additional equipment will be purchased through the HIRED grant received in November 2024.

Program Need

With over 41,000 farms statewide averaging 324 acres, agriculture remains Arkansas's leading industry by generating approximately \$14 billion in annual market value and employing over 250,000 people annually. In Independence County, where UACCB is located, agriculture and forestry is one of the top five industries for employment, accounting for 8.3% of employed residents. With an industry led by animal and crop production, UACCB is positioned to serve both with crop farming of the Delta to the east and the livestock operations of the Ozark foothills to the west.

Traditional labor market information proved to be inconclusive based on the absence of a well-defined Classification of Instructional Program (CIP) code that encompasses the diverseness of agriculture management when paired with technology like precision agriculture. Additionally, the predominance of family-owned farms constrains the availability of occupational data. This was especially evident in the reporting of median salaries for current employees in this industry.

Program Expenditures and Funding

In December 2023, UACCB received a \$277,440 National Science Foundation grant supporting drone technology and precision agriculture, which subsequently served as the catalyst for the revitalization of the College's agriculture program. The following year in November 2024, UACCB also received a \$5 million Higher Industry Readiness through Education Development (HIRED) grant to support its workforce training program focused on precision agriculture, which aims to enhance farming efficiency and productivity. Together with regional employer and community contributions, these funds will support a wide range of strategic investments including the hiring of one full-time faculty member, renovation of existing facilities to include classrooms, a green house, a command center, a conference room, and instructional equipment for the Farm and Ranch Management program.

With both grants concluding in late 2026, UACCB will assume full responsibility for the new faculty member's salary and fringe benefits as well as ongoing minor program supplies which will be integrated into the Skilled Trades and Agriculture department budgets.

Program Duplication

While there are 70+ agriculture programs offered across all award types at many Arkansas public institutions, there are no active associate-level or certificate-level credentials similar to the proposed Farm and Ranch Management program.

Program Learning Outcomes

Upon successful completion, a student will be able to:

1. Operate and maintain agricultural equipment and machinery safely while applying industry safety standards and protocols.
2. Apply precision agriculture technologies including GPS, GIS, remote sensing, and data management tools to optimize crop and livestock production systems.
3. Implement integrated crop or livestock management practices including nutrient management, pest control, and sustainable production strategies.
4. Develop and analyze farm business plans, financial statements, and production records to support data-driven management decisions.
5. Demonstrate technical proficiency within a chosen concentration area through applied projects and hands-on assessments.

Program Enrollment and Graduation Projections

Associate of Applied Science in Farm & Ranch Management		
Academic Year	Projected Enrollment	Projected Graduates
2026 – 2027	20	
2027 – 2028	40	13
2028 – 2029	65	26
2029 – 2030	85	55
2030 – 2031	100	65

Technical Certificate in Precision Agriculture		
Academic Year	Projected Enrollment	Projected Graduates
2026 – 2027	10	
2027 – 2028	20	7
2028 – 2029	35	14
2029 – 2030	45	29
2030 – 2031	60	39

Certificate of Proficiency in Agriculture Drone Technology		
Academic Year	Projected Enrollment	Projected Graduates
2026 – 2027	8	
2027 – 2028	14	5
2028 – 2029	20	8
2029 – 2030	26	17
2030 – 2031	32	21

Program Curriculum

Associate of Applied Science in Farm & Ranch Management

General Education

ENGL 20203 Technical Writing for the Workplace
 MATH 10103 Technical Math
 SPCH 10003 Oral Communication
 PLSC 20003 United States Government OR
 SOCI 10103 Sociology

Agriculture Core

AGRI 19003 Making Connections in Agriculture
 AGRI 10103 *Farm and Ranch Safety*
 AGRI 10203 *Agriculture Mechanics and Equipment*
 AGRI 20103 *Farm Operations and Management*
 AGRI 11103 *Agriculture Operations I*
 AGRI 11203 *Agriculture Operations II*
 AGRI 11303 *Agriculture Operations III*
 BUSI 26543 Internship

Precision Agriculture

AGRI 12103 *Precision Agriculture I*
 AGRI 22103 *Precision Agriculture II*
 AGRI 14103 *Unmanned Aerial Systems*
 AGRI 24103 *Remote Sensing*

Agriculture Emphasis – choose one

AGRI 28103 *Livestock Production*
 AGRI 27103 *Poultry*
 AGRI 28203 *Animal Nutrition*
 AGRI 28303 *Animal Health*

OR

AGRI 26103 *Crop Production*
 CSES 20203 Soils
 AGRI 26203 *Crop Management*
 AGRI 26303 *Pest Management*

Italics – New Courses

Technical Certificate in Precision Agriculture

General Education

ENGL 20203 Writing for the Workplace

MATH 10103 Technical Math

SPCH 10003 Oral Communication

Precision Agriculture

AGRI 19003 Making Connections in Agriculture

AGRI 10103 Farm and Ranch Safety

AGRI 11103 Agriculture Operations I

AGRI 11203 Agriculture Operations II

AGRI 12103 Precision Agriculture I

AGRI 28103 Livestock Production OR

AGRI 26103 Crop Production

AGRI 10203 Agriculture Mechanics and Equipment

Italics – New Courses

Certificate of Proficiency in Agriculture Drone Technology

AGRI 19003 Making Connections in Agriculture

AGRI 12103 Precision Agriculture I

AGRI 14103 Unmanned Aerial Systems

AGRI 24103 Remote Sensing

Italics – New Courses

**ARKANSAS PUBLIC INSTITUTIONS
LETTERS OF NOTIFICATION**

The Commissioner of the Arkansas Division of Higher Education (ADHE) has approved the following program requests since the October 2025 AHECB meeting. According to AHECB policy, program actions approved by the ADHE Commissioner must be included on the AHECB meeting agenda prior to initiation and may require further review by the Coordinating Board.

Arkansas Northeastern College – Pages 4-5

Curriculum Revision
Curriculum Revision and Title Change
Curriculum Revision, CIP Code Change, and Title Change
New Certificate or Degree Program
Program Inactivation

Arkansas State University – Pages 5-7

Curriculum Revision
Program Inactivation
Title Change

Arkansas State University Mountain Home – Page 7

New Off-Campus Location – Instruction Center

Arkansas State University Mid-South – Page 7

New Off-Campus Location – Concurrent Education

Arkansas State University Newport – Page 7

Program Reactivation

Arkansas Tech University – Pages 8-11

CIP Code Change and Title Change
Curriculum Revision
New Certificate or Degree Program
New Concentration or Minor
Program Inactivation
Title Change

Arkansas Tech University Ozark – Page 11

Program Deletion

Henderson State University – Pages 11-12

Curriculum Revision and Existing Program Offered by Distance Education

Existing Program Offered by Distance Education
New Certificate or Degree Program
Program Reactivation

National Park College – Pages 12-14
Curriculum Revision

North Arkansas College – Pages 14-16
Curriculum Revision
New Certificate or Degree Program

Northwest Arkansas Community College – Pages 16-18
New Certificate or Degree Program
New Off-Campus Location – Concurrent Education

Phillips Community College of the University of Arkansas – Page 18
CIP Code Change

South Arkansas College – Pages 18-19
New Off-Campus Location – Concurrent Education

Southeast Arkansas College – Page 19
Approved Programs List Corrections

Southern Arkansas University Magnolia – Pages 19-21
Approved Programs List Correction
New Concentration or Minor

University of Arkansas Community College Hope-Texarkana – Page 21
New Off-Campus Location – Concurrent Education

University of Arkansas Little Rock – Pages 21-22
Curriculum Revision
New Organizational Unit
Reorganization of Organizational Units

University of Arkansas Monticello – Page 22
Curriculum Revision
Existing Program Offered at Existing Off-Campus Location

University of Arkansas Pine Bluff – Page 22
CIP Code Change

University of Arkansas Pulaski Technical College – Page 23
CIP Code Change
Deletion of Concentration or Minor

New Certificate or Degree Program
Program Inactivation
Title Change

University of Central Arkansas – Page 24

Deletion of Concentration or Minor
Title Change

LETTER OF NOTIFICATION DESCRIPTIONS

Arkansas Northeastern College

Curriculum Revision

Associate of Applied Science in Computer Information Systems (CIP 11.0103; DC 3521; 60 credit hours; 70% online) changed to Associate of Applied Science in Computer Information Systems (CIP 11.0103; DC 3521; 60 credit hours; 70% online; Spring 2026)

Removed Courses

BU	11023	Decision Strategies
CS	11054	Switching, Routing, and Wireless Essentials
CS	21463	Website Design
CS	22023	Cyberdefense
SO	23013	Introduction to Sociology OR
SO	23045	Social Problems OR
PY	23003	General Psychology

Added Courses

HI	23003	The U.S. History to 1876 OR
HI	23013	The U.S. History Since 1876
CS	21043	<i>API Development</i>
CS	22064	<i>CIS Practicum</i>
CS	22073	<i>AI and Machine Learning</i>
PO	23003	American National Government

Italics – New Courses

Certificate of Proficiency in Computer Fundamentals (CIP 11.1006; DC 3501; 10 credit hours) changed to Certificate of Proficiency in Computer Fundamentals (CIP 11.1006; DC 3501; 12 credit hours; Spring 2026)

Removed Course

CS	11044	Introduction to Networks
----	-------	--------------------------

Added Courses

CS	11033	Computer Applications
CE	11003	Workplace Essentials

Curriculum Revision and Title Change

Technical Certificate in Computer Information Systems (CIP 11.0103; DC 4773; 24* credit hours; 60% online) changed to Technical Certificate in Information Systems Fundamentals (CIP 11.0103; DC 4773; 25 credit hours; 60% online; Spring 2026)

**Original credit-hour total listed incorrectly on Approved Programs List*

Removed Course

CS	11054	Switching, Routing, and Wireless Essentials
----	-------	---

Added Courses

CS	21473	Introduction to Cybersecurity
CS	21043	Introduction to Coding

Certificate of Proficiency in Computer Coding (CIP 11.0201; DC 0370; 9* credit hours; 60% online) changed to Certificate of Proficiency in Data Systems (CIP 11.0201; DC 0370; 10 credit hours; 60% online; Spring 2026)

**Original credit-hour total listed incorrectly on Approved Programs List*

Removed Course

CS 21043 Introduction to Coding

Added Course

CS 22053 *API Development*

Italics – New Course

Curriculum Revision, CIP Code Change, and Title Change

Technical Certificate in Security and Analytics (CIP 11.1003; DC 1113; 22 credit hours; 60% online) changed to Technical Certificate in Data and AI Technologies (CIP 11.0102; DC 1113; 23 credit hours; 60% online; Spring 2026)

Removed Course

CS 21043 Introduction to Coding

CS 21473 Introduction to Cybersecurity

CS 22023 Cyberdefense

Added Courses

CS 22053 *API Development*

CS 22073 *AI and Machine Learning*

CS 22064 *CIS Practicum*

Italics – New Courses

New Certificate or Degree Program

Certificate of Proficiency in Systems and Security (CIP 11.0901; DC 4425; 13 credit hours; 60% online; Spring 2026)

CS 21343 Server Administration

CS 11044 Introduction to Networks

CS 21473 Introduction to Cybersecurity

CS 21043 Introduction to Coding

Program Inactivation

Certificate of Proficiency in Computer Ethics and Security (CIP 11.1003; DC 1335; 9 credit hours; Fall 2026)

Certificate of Proficiency in Computer Information Systems (CIP 11.0901; DC 4362; 14 credit hours; 55% online; Spring 2026)

Arkansas State University

Curriculum Revision

Bachelor of Fine Arts in Art: Art Education (CIP 50.0701; DC 2020; CC EDUCART; 120-136 credit hours) changed to Bachelor of Fine Arts in Art: Art Education (CIP 50.0701; DC 2020; CC EDUCART; 120 credit hours; Fall 2026)

Removed Courses

ART 2453 Ideation

ARTH 3093 Global Contemporary Art 1980 to Present
 EDAR 4523 Methods and Materials for Teaching Art
 ELSE 3643 The Exceptional Student in the Regular Classroom
 3 credit hours of upper-level ART, ARED, or GRFX

Added Courses

ART 1010 Foundations Assessment
 ARED 3643 The Exceptional Student in the Art Classroom
 EDAR 4522 Methods and Materials for Teaching Art

Doctor of Veterinary Medicine in Veterinary Medicine (CIP 01.8001; DC 7045; 153 credit hours) changed to Doctor of Veterinary Medicine in Veterinary Medicine (CIP 01.8001; DC 7045; 156 credit hours; Fall 2026)

Removed Courses

DRVM 7115 Anatomy I
 DRVM 7121 Veterinary Histology
 DRVM 7161 Anatomy and Physiology Applied
 DRVM 715V Research Methods in Veterinary Medicine
 DRVM 7181 Basic Veterinary Pharmacology
 DRVM 7251 Integrated Diagnostics
 DRVM 7242 Surgery I
 DRVM 7162 Animal Husbandry and Welfare
 DRVM 7332 Professional Life Skills III
 DRVM 7381 Radiology Interpretation
 DRVM 7434 CR-Small Animal Shelter Practice

Added Courses

DRVM 713V Becoming a Veterinary Professional II
DRVM 718V Veterinary Anatomy and Physiology IV
DRVM 7124 Veterinary Anatomy and Physiology III
DRVM 7181 Gathering Evidence and Clinical Decision Making II
DRVM 722V Animal Populations I
DRVM 723V Becoming a Veterinary Professional III
DRVM 724V Animal Populations II
DRVM 7272 Clinical Decision Making: Organ Dysfunction II
DRVM 736V Clinical Decision Making: Patient Management I
DRVM 7312 Small Animal Surgery
DRVM 738V Clinical Decision Making: Patient Management II
DRVM 746V CRE-Clinical Externship
DRVM 7452 CR-Career Specialty Emphasis
DRVM 7462 CR-Transition to Clinics
DRVM 7472 CR-Small Animal Emergency and Intensive Care

Italics – New Courses

Education Specialist in Psychology and Counseling: School Psychology (CIP 13.1101; DC 5165; CC SCHOOLPSYCH; 60-64 credit hours) changed to Education Specialist in Psychology and Counseling: School Psychology (CIP 13.1101; DC 5165; CC SCHOOLPSYCH; 60-67 credit hours; Spring 2026)

Added Course

PSY 7523 Psychoeducational Intervention

Program Inactivation

Master of Science in Psychological Science (CIP 42.0101; DC 6181; 36 credit hours; Spring 2026)

Title Change

Graduate Certificate in PreKindergarten Academy (CIP 13.1209; DC 5772; 12 credit hours; 100% online) changed to Graduate Certificate in Pre-Kindergarten (CIP 13.1209; DC 5772; 12 credit hours; 100% online; Fall 2026)

Department of Health, Physical Education, & Sport Sciences (Department Code 1490) changed to Department of Kinesiology (Department Code 1490; Fall 2026)

Arkansas State University Mountain Home

New Off-Campus Location – Instruction Center

Certificate of Proficiency in Marine Manufacturing (CIP 15.0617; DC 1136; 11 credit hours), Certificate of Proficiency in Automotive Systems Repair (CIP 47.0604; DC 1450; 16 credit hours), Certificate of Proficiency in Welding Technology (CIP 48.0508; DC 4905; 12 credit hours), Associate of Arts in General Education (CIP 24.0101; DC 0050; 60 credit hours), and Certificate of General Studies in General Studies (CIP 24.0101; DC 0915; 32 credit hours) offered at the following new off-campus instruction center, effective Fall 2026.

Department of Corrections, North Central Unit 10 Prison Circle, Calico Rock, AR 72519

Arkansas State University Mid-South

New Off-Campus Location – Concurrent Education

Certificate of General Studies in General Studies (CIP 24.0101; DC 0910; 31 credit hours) offered at the following new concurrent education location, effective Spring 2026.
Academies of West Memphis 500 W. Broadway, West Memphis, AR 72301

Certificate of General Studies in General Studies (CIP 24.0101; DC 0910; 31 credit hours) offered at the following new concurrent education location, effective Spring 2026.
Marion High School 1 Patriot Drive, Marion, AR 72364

Certificate of General Studies in General Studies (CIP 24.0101; DC 0910; 31 credit hours) offered at the following new concurrent education location, effective Spring 2026.
West Memphis Christian School 1101 North Missouri Street, West Memphis, AR 72301

Arkansas State University Newport

Program Reactivation

Associate of Applied Science in Paramedic (CIP 51.0904; DC 0472; 61 credit hours; Spring 2026)

Technical Certificate in Paramedic (CIP 51.0904; DC 4520; 48-52 credit hours; Spring 2026)

Arkansas Tech University

CIP Code Change and Title Change

Master of Education in Instructional Technology (CIP 13.0501; DC 5675; 36 credit hours; 100% online) changed to Master of Science in Library Media and Instructional Technology (CIP 25.9999; DC 5675; 36 credit hours; 100% online; Summer 2026)

Curriculum Revision

Certificate of Proficiency in Applied Statistics (CIP 27.0599; DC 1263; 16 credit hours) changed to Certificate of Proficiency in Applied Statistics (CIP 27.0599; DC 1263; 15 credit hours; Summer 2026)

Removed Courses

STAT 2304 Programming Languages for Data Science
STAT 4153 Experimental Design and Analysis

Added Courses

STAT 3183 Statistical Process Control (*required; no longer optional*)
STAT 4113 Categorical Data Analysis (*required; no longer optional*)

New Certificate or Degree Program

Certificate of Proficiency in Spanish Health & Social Services Translation (CIP 16.0908; DC 1801; 9 credit hours; 100% online; Summer 2026)

SPAN 2303 Spanish for Medical Interpretation I
SPAN 2313 Spanish for Medical Interpretation II
SPAN 3833 Principles of Interpretation

Graduate Certificate in Literary Studies and Instruction (CIP 13.1305; DC 6026; 18 credit hours; 100% online; Summer 2026)

ENGL 6023 Composition Theory and Practice

Complete 3 credit hours from the following:

ENGL 5103 Literary Theory
ENGL 5723 Teaching People of Other Cultures
ENGL 6213 Topics in Literature: Instructional Approaches to Literature

Complete 6 credit hours from the following:

ENGL 5173 Seminar: Film Studies
ENGL 5213 American Folklore
ENGL 5283 Seminar: World Literature
ENGL 5683 Seminar: Gender Studies
ENGL 5723 Teaching People of Other Cultures

Electives – complete 6 credit hours of graduate-level English courses

New Concentration or Minor

Bachelor of Science in Computer Science: Software Development (CIP 11.0101; DC 2410; CC SOFTWAREDEV; 120 credit hours; Summer 2026)

COMM 2173	Business and Professional Speaking
COMS 1011	Programming Foundations I Lab
COMS 1013	Programming Foundations I
COMS 1333	Web and Mobile Technologies
<i>COMS 2013</i>	<i>AI Fundamentals</i>
COMS 2163	Scripting Languages
COMS 2203	Programming Foundations II
COMS 2213	Data Structures
COMS 2223	Computer Organization and Programming
COMS 2323	Programming in Python
COMS 2703	Computer Hardware and Architecture
COMS 3053	Ethical Issues in Technology
COMS 3213	Algorithm Design and Analysis
COMS 3233	Database Design and Implementation
COMS 3313	Software Engineering
COMS 3703	Advanced Operating Systems
COMS 4103	Organization of Programming Languages
COMS 4413	Parallel and Distributed Computing
COMS 4913	Capstone I
COMS 4923	Capstone II
CSEC 1003	Introduction to Cybersecurity
CSEC 1113	Introduction to Networking
ENGL 1013	Composition I
ENGL 1023	Composition II
MATH 2703	Discrete Mathematics
MATH 2914	Calculus I
MATH 2924	Calculus II
MATH 4003	Linear Algebra I
STAT 3153	Applied Statistics
TECH 1001	Orientation to the University
USHG 1XXX	U.S. History and Government

6 credit hours of Fine Arts and Humanities

8 credit hours of Science with laboratory

6 credit hours of Social Science

9 credit hours of approved electives (3000-4000 level)

Italics – New Course

Bachelor of Science in Computer Science: Artificial Intelligence (CIP 11.0101; DC 2410; CC ARTIFICIALINTEL; 120 credit hours; Summer 2026)

COMM 2173	Business and Professional Speaking
COMS 1011	Programming Foundations I Lab
COMS 1013	Programming Foundations I
<i>COMS 2013</i>	<i>AI Fundamentals</i>
COMS 2203	Programming Foundations II
COMS 2213	Data Structures
COMS 2223	Computer Organization and Programming

COMS 2323	Programming in Python
COMS 2703	Computer Hardware and Architecture
COMS 3053	Ethical Issues in Technology
COMS 3213	Algorithm Design and Analysis
COMS 3233	Database Design and Implementation
COMS 3243	Data Mining
COMS 3313	Software Engineering
<i>COMS 3613</i>	<i>Advanced AI</i>
COMS 3703	Advanced Operating Systems
COMS 4413	Parallel and Distributed Computing
<i>COMS 4613</i>	<i>Natural Language Processing</i>
<i>COMS 4633</i>	<i>Computer Vision</i>
<i>COMS 4653</i>	<i>Big Data & Cloud Computing</i>
COMS 4913	Capstone I
COMS 4923	Capstone II
CSEC 1003	Introduction to Cybersecurity
CSEC 1113	Introduction to Networking
ENGL 1013	Composition I
ENGL 1023	Composition II
MATH 2703	Discrete Mathematics
MATH 2914	Calculus I
MATH 2924	Calculus II
MATH 4003	Linear Algebra I
STAT 3153	Applied Statistics
STAT 4383	Machine Learning
TECH 1001	Orientation to the University
USHG1XXX	U.S. History and Government

6 credit hours of Fine Arts and Humanities

8 credit hours of Science with laboratory

6 credit hours of Social Science

Italics – New Course

Bachelor of Arts in Organizational Leadership: Career Experience (CIP 52.0213; DC 5335; CC PLACAREEREXPER; 120 credit hours; 100% online; Summer 2026)

General Education – 35 credit hours

ENGL1013 Composition I

ENGL1023 Composition II

8 credit hours of science with laboratory

6 credit hours of fine arts and humanities (*LEAD 2003 may replace 3 credit hours*)

3 credit hours of Speech/Communication

3 credit hours of U.S. History/Government

6 credit hours of social science (*LEAD 1003 may replace 3 credit hours*)

3 credit hours of mathematics

Credit for Prior Learning – 30 credit hours

Foundations of Organizational Leadership – 7 credit hours

TECH 1001 Orientation to the University

LEAD 1003	Introduction to Leadership OR
LEAD 3003	Leading Teams
LEAD 2003	Ethics in Leadership OR
OL 4043	Ethical Decision-Making & Development
<u>Professional Leadership – 15 credit hours</u>	
OL 3023	Professional Communication
OL 3133	Personnel Management
OL 4443	Professional Leadership
OL 4543	Workplace Supervision
OL 4643	Organizational Culture
<u>Organizational Leadership Core – 30 credit hours</u>	
BAS 4253	Quality Control & Continuous Improvement
BAS 4353	Project Management
BAS 4363	Project Risk Analysis & Mitigation
BAS 4373	Leading Agile Projects
BAS 4453	Root Cause Analysis
BAS 4553	Workplace Health & Safety
OL 3233	Volunteer Leadership
OL 4053	Philanthropy and Fundraising
OL 4143	Nonprofit Organizations
OL 4243	Adult Learning in the Workplace
OL 4343	Community Development
OL 4743	Organizational Change
OL 4843	Training and Organizational Development
OL 4993	Special Problems in Organizational Leadership
LEAD 4003	Leadership Internship
LEAD 4103	Special Problems in Leadership
<u>Capstone – 3 credit hours</u>	
OL 4963	Organizational Leadership Capstone

Program Inactivation

Certificate of Proficiency in Psychology (CIP 42.0101; DC 1314; 18 credit hours; Summer 2026)

Title Change

Certificate of Proficiency in Print Journalism (CIP 09.0401; DC 1061; 12 credit hours) changed to Certificate of Proficiency in News Writing (CIP 09.0401; DC 1061; 12 credit hours; Summer 2026)

Arkansas Tech University Ozark**Program Deletion**

Associate of Applied Science in Medical Assistant (CIP 51.0801; DC 1120; 60 credit hours; Spring 2026)

Henderson State University

Curriculum Revision and Existing Program Offered by Distance Education

Graduate Certificate in Dyslexia Therapy (CIP 13.1012; DC 6521; 15 credit hours) changed to Graduate Certificate in Dyslexia Therapy (CIP 13.1012; DC 6521; 18 credit hours; 100% online; Spring 2026)

Removed Courses

RDG 6133	Advanced Language Arts
SPE 5403	Diagnostic Assessment & Program Planning

Added Courses

RDG 5303	Reading 1: Classroom Reading Instruction
RDG 5213	Reading 2: Classroom Reading Assessment
SPE 6313	Special Education Law (<i>required; no longer optional</i>)

Existing Program Offered by Distance Education

Bachelor of Science in Social Work (CIP 44.0701; DC 1770; 120 credit hours; 65-100% online; Spring 2026)

Bachelor of Arts in Sociology (CIP 45.1101; DC 1780; 120 credit hours; 65-100% online; Spring 2026)

New Certificate or Degree Program

Technical Certificate in Field Biology and Collections (CIP 26.0101; DC 2465; 22 credit hours; Spring 2026)

BIO 2104	General Botany
BIO 2114	General Zoology
BIO 3524	General Ecology
<i>BIO 4xx2</i>	<i>Development, Management, & Applications of Natural History Collections</i>

Choose one of the following:

BIO 3404	Herpetology
BIO 4224	Ichthyology
BIO 4354	Mammalogy

Choose one of the following:

BIO 3294	Plant Taxonomy OR
BIO 4074	Dendrology

Italics – New Course

Graduate Certificate in Nursing Leadership (CIP 51.3820; DC 6021; 12 credit hours; 100% online; Spring 2026)

MSN 5053	Advanced Nursing Leadership and Roles
MSN 5073	Health Policy
MSN 5083	Healthcare Economics and Systems
MSN 5043	Organizational Management

Program Reactivation

Graduate Certificate in Dyslexia Therapy (CIP 13.1012; DC 6521; 15 credit hours; Spring 2026)

National Park College**Curriculum Revision**

Associate of Applied Science in Automotive Service Technology (CIP 47.0604; DC 0230; 66-69 credit hours) changed to Associate of Applied Science in Automotive Service Technology (CIP 47.0604; DC 0230; 66-70 credit hours; Fall 2026)

Added Course

ORT 1211 First Year Experience

Associate of Applied Science in Criminal Justice (CIP 43.0107; DC 0390; 60 credit hours) changed to Associate of Applied Science in Criminal Justice (CIP 43.0107; DC 0390; 61 credit hours; Fall 2026)

Added Course

ORT 1211 First Year Experience

Associate of Applied Science in Digital and Media Arts (CIP 50.0102; DC 0315; 60 credit hours) changed to Associate of Applied Science in Digital and Media Arts (CIP 50.0102; DC 0315; 61 credit hours; Fall 2026)

Added Course

ORT 1211 First Year Experience

Associate of Applied Science in Networking & Cybersecurity (CIP 11.1003; DC 0151; 60 credit hours) changed to Associate of Applied Science in Networking & Cybersecurity (CIP 11.1003; DC 0151; 61 credit hours; Fall 2026)

Added Course

ORT 1211 First Year Experience

Associate of Science in Liberal Arts & Sciences (CIP 24.0101; DC 3970; 60 credit hours) changed to Associate of Science in Liberal Arts & Sciences (CIP 24.0101; DC 3970; 61 credit hours; Fall 2026)

Added Course

ORT 1211 First Year Experience

Associate of Science in Business (CIP 52.0101; DC 0308; 62 credit hours) changed to Associate of Science in Business (CIP 52.0101; DC 0308; 63 credit hours; Fall 2026)

Added Course

ORT 1211 First Year Experience

Associate of Science in Chemistry (CIP 40.0501; DC 3265; 61 credit hours) changed to Associate of Science in Chemistry (CIP 40.0501; DC 3265; 62 credit hours; Fall 2026)

Added Course

ORT 1211 First Year Experience

Associate of Science in Nursing (CIP 51.3801; DC 1160; 60-66 credit hours) changed to Associate of Science in Nursing (CIP 51.3801; DC 1160; 60-65 credit hours; Fall 2026)

Removed Courses

NUR 1108 Nursing Process I
 NUR 1208 Nursing Process II
 NUR 2303 Nursing Process IV

Added Courses

NUR 1109 Nursing Process I
 NUR 1209 Nursing Process II

North Arkansas College**Curriculum Revision**

Associate of Arts in General Education (CIP 24.0101; DC 0050; 60 credit hours; 95% online) changed to Associate of Arts in General Education (CIP 24.0101; DC 0050; 60 credit hours; 95% online; Fall 2026)

Added Optional Courses

CIT 1153 Introduction to Cybersecurity
 DASC 1003 Introduction to Data Science

Associate of General Studies in General Studies (CIP 24.0101; DC 0900; 60 credit hours; 87% online) changed to Associate of General Studies in General Studies (CIP 24.0101; DC 0900; 60 credit hours; 87% online; Fall 2026)

Added Optional Courses

CIT 1153 Introduction to Cybersecurity
 DASC 1003 Introduction to Data Science

New Certificate or Degree Program

Associate of Applied Science in Crime Scene Investigation (CIP 43.0406; DC 0387; 60 credit hours; 50% online; Spring 2026)

MOU with the Criminal Justice Institute (CJI) on file.

ENGL 1013 English Composition I
 ENGL 1023 English Composition II OR
 ENGL 1033 Technical Report Writing
 MAT 1013 Careers Math or higher-level mathematics course
 CIS 1103 Introduction to Information Technology

Complete 18 credit hours from the following:

AJ 1003 Introduction to Criminal Justice
 PSYC 2003 General Psychology
 SOC 2013 Introduction to Sociology
 SPCH 2303 Public Speaking
 PLSC 2003 American National Government
 BA 1003 Introduction to Business
 HIST 1113 World Civilizations I OR
 HIST 1123 World Civilizations II

Criminal Justice Institute of the University of Arkansas System Credit Hours

Crime Scene Investigation Certificate of Proficiency – 12 credit hours

Crime Scene Technical Certificate – 10 credit hours

Advanced Crime Scene Investigation Technician Certificate – 4 credit hours

Advanced Crime Scene Special Topics – 4 credit hours

Technical Certificate in Crime Scene Investigation (CIP 43.0406; DC 0386; 31 credit hours; Spring 2026)

MOU with the Criminal Justice Institute (CJI) on file.

ENGL 1013 English Composition I

MAT 1013 Careers Math or higher-level mathematics course

CIS 1103 Introduction to Information Technology

Criminal Justice Institute of the University of Arkansas System Credit Hours

Crime Scene Investigation Certificate of Proficiency – 12 credit hours

Crime Scene Special Topics – 10 credit hours

Certificate of Proficiency in Crime Scene Investigation (CIP 43.0406; DC 0384; 15 credit hours; Spring 2026)

MOU with the Criminal Justice Institute (CJI) on file.

ENGL 1013 English Composition I

Criminal Justice Institute of the University of Arkansas System Credit Hours

Crime Scene Technician Certificate Program – 9 credit hours

Law Enforcement Certification – 3 credit hours

Associate of Applied Science in Law Enforcement Administration (CIP 43.0103; DC 0391; 60 credit hours; 50% online; Spring 2026)

MOU with the Criminal Justice Institute (CJI) on file.

ENGL 1013 English Composition I

ENGL 1023 English Composition II OR

ENGL 1033 Technical Report Writing

MAT 1013 Careers Math or higher-level mathematics course

CIS 1103 Introduction to Information Technology

Complete 18 credit hours from the following:

AJ 1003 Introduction to Criminal Justice

PSYC 2003 General Psychology

SOC 2013 Introduction to Sociology

SPCH 2303 Public Speaking

PLSC 2003 American National Government

BA 1003 Introduction to Business

HIST 1113 World Civilizations I OR

HIST 1123 World Civilizations II

Criminal Justice Institute of the University of Arkansas System Credit Hours

Law Enforcement Administration Certificate of Proficiency – 10 credit hours

Law Enforcement Administration Technical Certificate – 5 credit hours

School Law Enforcement Supervision – 9 credit hours

Legal Aspects of Law Enforcement – 3 credit hours

Professional Standards in Law Enforcement – 3 credit hours

Technical Certificate in Law Enforcement Administration (CIP 43.0103; DC 0389; 27 credit hours; Spring 2026)

MOU with the Criminal Justice Institute (CJI) on file.

ENGL 1013 English Composition I
 ENGL 1023 English Composition II OR
 ENGL 1033 Technical Report Writing
 MAT 1013 Careers Math or higher-level mathematics course
 CIS 1103 Introduction to Information Technology
Criminal Justice Institute of the University of Arkansas System Credit Hours
 Law Enforcement Administration Certificate of Proficiency – 10 credit hours
 Advanced law Enforcement Special Topics – 5 credit hours

Certificate of Proficiency in Law Enforcement Administration (CIP 43.0103; DC 0388; 13 credit hours; Spring 2026)

MOU with the Criminal Justice Institute (CJI) on file.

ENGL 1013 English Composition I
Criminal Justice Institute of the University of Arkansas System Credit Hours
 Law Enforcement Administration and Management – 5 credit hours
 Law Enforcement Communication – 2 credit hours
 Law Enforcement Certification – 3 credit hours

Northwest Arkansas Community College

New Certificate or Degree Program

Associate of Science in Data Science (CIP 30.7001; DC 3765; 62 credit hours; 50% online; Summer 2026)

ENGL 1013 English Composition I
 ENGL 1023 English Composition II
 COMM 1303 Public Speaking
 MATH 2554 Calculus I
 MATH 2564 Calculus II
 HIST 2003 History of American People to 1877 OR
 HIST 2013 History of American People since 1877
 ECON2143 Basic Economics: Theory & Practice

Choose one of the following:

ARHS 1003 Art Appreciation
 ART 1033 Introduction to Studio Art
 COMM 1003 Film Arts
 MUSI 1003 Music Appreciation
 THTR 1003 Introduction to the Theatre

Choose one of the following:

ENGL 2213 Survey of World Literature to 1650
 ENGL 2223 Survey of World Literature from 1650
 FREN 2003 Intermediate French I
 GERM 2003 Intermediate German I
 HUMN 1003 Exploring the Humanities
 PHIL 2003 Introduction to Philosophy
 PHIL 2103 Introduction to Ethics
 PHIL 2203 Introduction to Logic
 SPAN 2003 Intermediate Spanish I

Choose two of the following:

ANTH 1013/1011L	Introduction to Biological Anthropology/Lab
ASTR 2004	Survey of the Universe
BIOL 1014	General Biology II
BIOL 1544	Principles of Biology I
BOTY 1614	Plant Biology
CHEM 1054	Chemistry in the Modern World
CHEM 1074	Fundamentals of Chemistry
CHEM 1104	College Chemistry I
CHEM 1124	College Chemistry II
GEOL 1114	General Geology I
GEOL 1134	Environmental Geology
PHYS 1024	Physics and Human Affairs
PHYS 2034	College Physics II
PHYS 2054	Advanced College Physics I
PHYS 2074	Advanced College Physics II

Choose one of the following:

ANTH 1023	Introduction to Cultural Anthropology
ECON 2013	Principles of Macroeconomics
ECON 2023	Principles of Microeconomics
GEOG 1013	Introduction to Geography
GEOG 1123	Human Geography
HIST 1003	Western Civilization to 1650
HIST 1013	Western Civilization since 1650
HIST 1033	World Civilizations to 1500
HIST 1043	World Civilizations Since 1500
PLSC 2803	Introduction to International Relations
PSYC 2003	General Psychology
SOCI 2013	General Sociology
SOCI 2033	Social Problems
HIST 2003	History of American People to 1877 (<i>if not previously taken</i>)
HIST 2013	History of American People since 1877 (<i>if not previously taken</i>)
PLSC 2003	American National Government (<i>if not previously taken</i>)

Data Science Courses

DASC 1001	Programming for Data Science
DASC 1003	Introduction to Data Science
DASC 1223	The Role of Data Science in Today's World
DASC 2113	Principles and Techniques in Data Science
DASC 2213	Data Visualization and Communication
PROG 1003	Programming Logic I
PROG 1403	Programming Logic II
CISM 1433	SQL Concepts

New Off-Campus Location – Concurrent Education

Associate of Art in General Education (CIP 24.0101; DC 0050; 60 credit hours; 100% online) and the Certificate of General Studies in General Studies (CIP 24.0101; DC

0910; 31 credit hours; 100% online) offered at the following new concurrent education location, effective Spring 2026.

Arkansas Connections Academy 1009 Beau Terre Dr. BLDG O, Bentonville, AR 72712

Associate of Art in General Education (CIP 24.0101; DC 0050; 60 credit hours; 100% online) and the Certificate of General Studies in General Studies (CIP 24.0101; DC 0910; 31 credit hours; 100% online) offered at the following new concurrent education location, effective Spring 2026.

Bentonville Christian High School 904 N Walton Blvd, Bentonville, AR 72712

Associate of Art in General Education (CIP 24.0101; DC 0050; 60 credit hours; 100% online) and the Certificate of General Studies in General Studies (CIP 24.0101; DC 0910; 31 credit hours; 100% online) offered at the following new concurrent education location, effective Spring 2026.

Decatur High School 1498 Stadium Ave, Decatur, AR 72722

Associate of Art in General Education (CIP 24.0101; DC 0050; 60 credit hours; 100% online) and the Certificate of General Studies in General Studies (CIP 24.0101; DC 0910; 31 credit hours; 100% online) offered at the following new concurrent education location, effective Spring 2026.

Fayetteville Virtual Academy 300 South Ray Avenue, Fayetteville, AR 72701

Associate of Art in General Education (CIP 24.0101; DC 0050; 60 credit hours; 100% online) and the Certificate of General Studies in General Studies (CIP 24.0101; DC 0910; 31 credit hours; 100% online) offered at the following new concurrent education location, effective Spring 2026.

Lavaca High School 311 Holly Street, Lavaca, AR 72941

Certificate of Proficiency in Construction Technology (CIP 15.1001; DC 3420; 18 credit hours) offered at the following new concurrent education location, effective Spring 2026.

Little Rock Metro High School 7701 Scott Hamilton Dr. Little Rock, AR 72209

Associate of Art in General Education (CIP 24.0101; DC 0050; 60 credit hours; 100% online) and the Certificate of General Studies in General Studies (CIP 24.0101; DC 0910; 31 credit hours; 100% online) offered at the following new concurrent education location, effective Spring 2026.

Premier High School 2853 N College Ave., Fayetteville, AR 72703

Phillips Community College of the University of Arkansas

CIP Code Change

Certificate of Proficiency in Manicure Technology (CIP 12.0406; DC 0135; 18 credit hours) changed to Certificate of Proficiency in Manicure Technology (CIP 12.0410; DC 0135; 18 credit hours; Fall 2026)

South Arkansas College

New Off-Campus Location – Concurrent Education

Associate of Art in General Education (CIP 24.0102; DC 0050; 60 credit hours; 100% online) and the Certificate of General Studies in General Studies (CIP 24.0101; DC 0910; 31 credit hours; 87% online) offered at the following new concurrent education location, effective Spring 2026.

El Dorado High School 2000 Wildcat Dr., El Dorado, AR 71730

Southeast Arkansas College**Approved Programs List Corrections**

Certificate of Proficiency in Air Conditioning, Heating, & Refrigeration (CIP 47.0201; DC 0115; 18 credit hours) changed to Certificate of Proficiency in Air Conditioning, Heating, & Refrigeration (CIP 47.0201; DC 0115; 17 credit hours; Spring 2026)

Certificate of Proficiency in Business Analytics (CIP 52.1301; DC 1525; 18 credit hours) changed to Certificate of Proficiency in Business Analytics (CIP 52.1301; DC 1525; 17 credit hours; Spring 2026)

Certificate in General Studies in General Studies (CIP 24.0102; DC 0910; 38 credit hours) changed to Certificate in General Studies in General Studies (CIP 24.0102; DC 0910; 37 credit hours; Spring 2026)

Technical Certificate in Computer Network Technology (CIP 11.0901; DC 4446; 33 credit hours) changed to Technical Certificate in Computer Network Technology (CIP 11.0901; DC 4446; 30 credit hours; Spring 2026)

Technical Certificate in Programmable Logic Controllers (CIP 15.0612; DC 2015; 34 credit hours) changed to Technical Certificate in Programmable Logic Controllers (CIP 15.0612; DC 2015; 38 credit hours; Spring 2026)

Technical Certificate in PC Maintenance Repair (CIP 15.1202; DC 4502; 33 credit hours) changed to Technical Certificate in PC Maintenance Repair (CIP 15.1202; DC 4502; 30 credit hours; Spring 2026)

Technical Certificate in Practical Nursing (CIP 51.3901; DC 4660; 48 credit hours) changed to Technical Certificate in Practical Nursing (CIP 51.3901; DC 4660; 50 credit hours; Spring 2026)

Technical Certificate in Business Analytics (CIP 52.1301; DC 2835; 36 credit hours) changed to Technical Certificate in Business Analytics (CIP 52.1301; DC 2835; 32 credit hours; Spring 2026)

Southern Arkansas University Magnolia**Approved Programs List Correction**

Master of Business Administration in Business Administration (Degree CIP 52.0201; DC 5580; 30 credit hours; 100% online) changed to Master of Business Administration in

Business Administration (Degree CIP 52.0201; DC 5580; 30-36 credit hours; 100% online; Spring 2026)

New Concentration or Minor

Master of Business Administration in Business Administration: Project Management (Degree CIP 52.0201; DC 5580; 30 credit hours; 100% online; Concentration CIP 52.0211; CC PROJECTMGMT; Fall 2026)

ACCT 6003	Accounting for Decision Making
ECON 6003	Managerial Economics
FIN 6003	Managerial Finance
MGMT 6003	Strategic Planning & Analysis
MGMT 6013	Human Behavior in Organizations
MGMT 6043	Business Analytics
MKTG 6023	Strategic Marketing
SCM 6003	Enterprise Resource Planning
Complete 9 credit hours from the following:	
SCM 6013	Project Management
SCM 6XX3	<i>Advanced Project Management</i>
FIN 5XX3	<i>Enterprise Risk Management</i>
IS 5313	Data Visualization

Italics – New Courses

Bachelor of Science in Computer Science: Artificial Intelligence (CIP 11.0101; DC 2410; CC ARTIFICIALINTEL; 120 credit hours; Fall 2026)

GSTD 1002 Freshman Seminar

General Education – 37 credit hours

ENGL 1113	Composition I
ENGL 1123	Composition II
ENGL 2213	World Literature I OR
ENGL 2223	World Literature II OR
PHIL 2403	Philosophy
MATH 1525	Calculus I
BIOL 1043/1041	Introduction to Biology/Lab OR
BIOL 1203/1201	Principles of Biology I/Lab
PHYS 2003/2001	College Physics I/Lab OR
PHYS 2203/2201	University Physics II/Lab
HIST 1003	World History I OR
HIST 1013	World History II
HIST 2013	U.S. History I OR
HIST 2023	U.S. History II OR
PSCI 2003	American Government: National

Social Science – 3 credit hours

Fine Arts/Humanities – 6 credit hours

Computer Science Core – 57 credit hours

CSCI 2001	Information Technology Seminar
CSCI 2103/2101	Computer Science I/Lab

CSCI 2113/2111	Computer Science II/Lab
CSCI 3103	Data Structures and Algorithms
CSCI 3213	Computer Networking
CSCI 3233	Theory of Computation
CSCI 3403	Artificial Intelligence
CSCI 3703	Computer Architecture
CSCI 4133	Operating Systems
CSCI 4143	Programming Languages and Compilers
CSCI 4153	Software Engineering
CSCI 4203	Database Design and Implementation
CSCI 4922	Senior Project I
CSCI 4932	Senior Project II
ENGL 3023	Technical Writing
MATH 1545	Calculus II
MATH 2033	Discrete Mathematics
MATH 2753	Linear Algebra
MATH 3043	Applied Probability and Statistics I

Artificial Intelligence Concentration – 24 credit hours

CSCI 3143	Network Security
CSCI 4213	Privacy, Security, and Ethics
<i>CSCI 4353</i>	<i>Deep Learning</i>
<i>CSCI 4363</i>	<i>Generative AI</i>
DSCI 4023	Machine Learning
MATH 4533	Statistical Methods
Complete 6 credit hours from the following:	
CSCI 3903	Special Topics in Computer Science
<i>CSCI 4373</i>	<i>Reinforcement Learning</i>
<i>CSCI 4343</i>	<i>Computer Vision</i>
DSCI 4013	Data Mining and Visualization

Italics – New Course

University of Arkansas Community College Hope-Texarkana

New Off-Campus Location – Concurrent Education

All or part of the Certificate of Proficiency in Doula Training (CIP 51.2209; DC 0776; 7 credit hours; 90% online) offered at the following new concurrent education location, effective Spring 2026.

Ignite Center for Advanced Professional Studies
1510 N. Walton Blvd., Bentonville, AR 72712

University of Arkansas Little Rock

Curriculum Revision

Graduate Certificate in Gerontology (CIP 44.0701; DC 5190; 18 credit hours; 100% online) changed to Graduate Certificate in Gerontology (CIP 44.0701; DC 5190; 12 credit hours; 100% online; Fall 2026)

Removed Courses

GERO 72103 Aging and Social Policy OR
SCWK 72133 Aging and Social Policy
Electives – 9 credit hours
Added Courses
GERO 53703 Adult Development & Aging OR
SCWK 53733 Adult Development & Aging
GERO 53603 Social Aspects of Death and Dying OR
SCWK 53633 Social Aspects of Death and Dying

New Organizational Unit

Center for Simulation Innovation (Department Code 0735; Fall 2026)

Corporate and Community Education (Department Code 2271; Spring 2026)

Reorganization of Organizational Units

Department of Computer Science (Department Code 1020) and Department of Information Science (Department Code 1570) reorganized to create the School of Computer and Information Sciences (Department Code 2188; Summer 2026)

University of Arkansas Monticello

Curriculum Revision

Technical Certificate in Welding Technology (CIP 48.0508; DC 4900; 37 credit hours) changed to Technical Certificate in Welding Technology (CIP 48.0508; DC 4900; 34 credit hours; Spring 2026)

Removed Course

WELD 15103 Pipe Welding

Existing Program Offered at Existing Off-Campus Location

Bachelor of Arts in K-6 Elementary Education (CIP 13.1209; DC 2441; 125 credit hours), effective Summer 2026, and the Bachelor of Business Administration in Business Administration (CIP 52.0201; DC 1920; 120 credit hours), effective Fall 2026, offered at the approved, off-campus location.

Phillips Community College of the University of Arkansas
1000 Campus Rd, Helena, AR 72342

Bachelor of Arts in K-6 Elementary Education (CIP 13.1209; DC 2441; 125 credit hours), effective Summer 2026, and the Bachelor of Business Administration in Business Administration (CIP 52.0201; DC 1920; 120 credit hours), effective Fall 2026, offered at the approved, off-campus location.

University of Arkansas Community College Hope-Texarkana
2500 South Main, Hope, AR 71802

University of Arkansas Pine Bluff

CIP Code Change

Associate of Science in Agriculture (CIP 01.0308; DC 2251; 66 credit hours) changed to Associate of Science in Agriculture (CIP 01.0301; DC 2251; 66 credit hours; Spring 2026)

University of Arkansas Pulaski Technical College

CIP Code Change

Certificate of Proficiency in Chassis & Brake Specialist (CIP 47.0699; DC 1041; 16 credit hours) changed to Certificate of Proficiency in Chassis & Brake Specialist (CIP 47.0604; DC 1041; 16 credit hours; Fall 2026)

Certificate of Proficiency in Climate Control & Driveability Specialist (CIP 47.0699; DC 1705; 16 credit hours) changed to Certificate of Proficiency in Climate Control & Driveability Specialist (CIP 47.0604; DC 1705; 16 credit hours; Fall 2026)

Technical Certificate in Diesel Technology (CIP 47.0605; DC 4460; 35 credit hours) changed to Technical Certificate in Diesel Technology (CIP 47.0613; DC 4460; 35 credit hours; Fall 2026)

Certificate of Proficiency in Drivetrain Specialist (CIP 47.0699; DC 1715; 13 credit hours) changed to Certificate of Proficiency in Drivetrain Specialist (CIP 47.0604; DC 1715; 13 credit hours; Fall 2026)

Certificate of Proficiency in Nail Care & Skin Care (CIP 12.0410; DC 1385; 13 credit hours) changed to Certificate of Proficiency in Nail Care & Skin Care (CIP 12.0401; DC 1385; 13 credit hours; Fall 2026)

Deletion of Concentration or Minor

Associate of Applied Science in Business: Insurance (CIP 52.0201; DC 0730; CC INSURANCE; 60 credit hours; 100% online; Fall 2026)

New Certificate or Degree Program

Certificate of Proficiency in Aviation Maintenance (CIP 47.0608; DC 4359; 10 credit hours; Fall 2026)

AVAT 10010 Aviation General

Program Inactivation

Technical Certificate in Insurance (CIP 52.1701; DC 2065; 30 credit hours; 100% online; Fall 2026)

Title Change

Associate of Applied Science in Health Information Technology (CIP 51.0707; DC 0675; 60 credit hours; 98% online) changed to Associate of Applied Science in Health Information Management Technology (CIP 51.0707; DC 0675; 60 credit hours; 98% online; Fall 2026)

Certificate of Proficiency in Health Information Technology (CIP 51.0707; DC 4741; 9 credit hours; 100% online) changed to Certificate of Proficiency in Health Information Management Technology (CIP 51.0707; DC 4741; 9 credit hours; 100% online; Fall 2026)

University of Central Arkansas

Deletion of Concentration or Minor

Bachelor of Science in Exercise Science: Clinical Exercise Science (CIP 31.0505; DC 2815; CC CLINICALEXERSCI; 120 credit hours; Spring 2026)

Bachelor of Science in Exercise Science: Pre-Athletic Training (CIP 31.0505; DC 2815; CC PREATHLTICTRAIN; 120 credit hours; Spring 2026)

Bachelor of Science in Computer Science: Data Science (CIP 11.0101; DC 2410; CC DATASCIENCE; 120 credit hours; Fall 2026)

Title Change

Bachelor of Science in Environmental Science: Planning and Administration (CIP 03.0104; DC 2545; CC PLANNINGADMIN; 120 credit hours) changed to Bachelor of Science in Environmental Science: Geospatial Science (CIP 03.0104; DC 2545; CC GEOSPATIALSCI; 120 credit hours; Spring 2026)

**ARKANSAS PUBLIC INSTITUTIONS
LETTERS OF INTENT**

The following intent notifications were received through January 2, 2026.

North Arkansas College

New Off-Campus Instruction Center – Elkins High School
259 Carrigan Road, Elkins, AR 72727

Northwest Arkansas Community College

New Program – Associate of Applied Science in Artificial Intelligence

South Arkansas College

New Program – Associate of Applied Science in Nursing (Traditional)

University of Arkansas Community College Rich Mountain

New Program – Associate of Applied Science in Traditional Nursing

University of Arkansas Fayetteville

New Program – Master of Science in Pavement Technology

University of Arkansas Little Rock

New Program – Bachelor of Science in Artificial Intelligence

New Program – Master of Science in Cybersecurity

New Program – Bachelor of Science in Education in Early Childhood Education

Cyber Learning Network Consortium*

New Program – Technical Certificate in Artificial Intelligence
Certificate of Proficiency in Artificial Intelligence

New Program – Technical Certificate in Software Engineering
Certificate of Proficiency in Software Engineering

New Program – Certificate of Proficiency in Cyber-Informed Engineering

*Cyber Learning Network Consortium

University of Arkansas at Little Rock (*lead institution*)

University of Arkansas Fayetteville

University of Arkansas Pine Bluff

Cossatot Community College of the University of Arkansas

North Arkansas College

Northwest Arkansas Community College

Phillips Community College of the University of Arkansas

University of Arkansas Community College Hope-Texarkana

University of Arkansas Community College Batesville

University of Arkansas Community College Morrilton

University of Arkansas Pulaski Technical College

Note: Ouachita Baptist University is also a member of the CLN consortium; however, AHECB approval is not required.

OUT-OF-STATE AND ARKANSAS PRIVATE INSTITUTIONS

ADHE Executive Staff Recommendation

RESOLVED, That pursuant to A.C.A. §6-61-301, the Arkansas Higher Education Coordinating Board grants initial certification to the institutions listed on pages 1 - 2 to offer the specified degree programs to Arkansas residents for a period of three years through December 31, 2029.

FURTHER RESOLVED, That the Commissioner of the Arkansas Division of Higher Education is authorized to notify the administration of said institutions that the certification of the degree programs requires the institution to notify the Arkansas Division of Higher Education whenever any of the following occurs: (1) major reorganization of the controlling body; (2) changes in the charter or incorporation documents of the institution; or (3) changes in the method of operation of the institution's programs in Arkansas.

FURTHER RESOLVED, That the Coordinating Board instructs the Commissioner to notify the administration of said institutions that any advertisement or published materials using the name of the Arkansas Higher Education Coordinating Board or the Arkansas Division of Higher Education must contain the following statement:

Arkansas Higher Education Coordinating Board certification does not constitute an endorsement of any institution or program. Such certification merely indicates that certain criteria have been met as required under the rules and regulations implementing institutional and program certification as defined in A.C.A. §6-61-301.

Initial Program Certifications – Distance Technology

Evangel University, Springfield, Missouri

State Authorization: Missouri Department of Higher Education and Workforce Development

Institutional Accreditation – Regional: Higher Learning Commission

Associate of Applied Science in Accounting
Associate of Applied Science in Addiction Studies
Bachelor of Science in Accounting
Bachelor of Science in Addiction Studies
Bachelor of Science in Biology
Bachelor of Science in Psychology
Bachelor of Science in Social Science
Master of Science in Sport Performance

San Jose State University, San Jose, California

State Authorization: California State University

Institutional Accreditation – Regional: Western Association of Schools and Colleges

Programmatic Accreditation: Council on Academic Accreditation of Audiology and
Speech Language Pathology

Master of Science in Instructional Design and Technology

Master of Science in Speech Language Pathology

Walden University, Minneapolis, Minnesota

State Authorization: Minnesota Office of Higher Education

Institutional Accreditation – Regional: Higher Learning Commission

Bachelor of Science in Integrative Health

Initial Program Certifications – Arkansas Campus

Arkansas Colleges of Health Education, Fort Smith, Arkansas

State Authorization: Arkansas Higher Education Coordinating Board

Institutional Accreditation – Regional: Higher Learning Commission

Doctor of Executive Leadership

Doctor of Medical Science

Initial Program Certification – New Institution – Distance Technology

Community Christian College, Quartzsite, Arizona

State Authorization: Arizona State Board for Private Postsecondary Education

Institutional Accreditation – National: Transnational Association of Christian Colleges
and Schools

Associate of Arts in Liberal Arts

**OUT-OF-STATE AND ARKANSAS PRIVATE
INSTITUTIONS
LETTERS OF NOTIFICATION**

Recertifications – Distance Technology

CBD College, Los Angeles, California

Bachelor of Science in Health Science

Chamberlain University, Chicago, Illinois

RN to Bachelor of Science in Nursing

Post Baccalaureate Certificate in Public Health Generalist

Graduate Certificate in Adult Gerontology Acute Care Nurse Practitioner

Graduate Certificate in Adult Gerontology Primary Care Nurse Practitioner

Graduate Certificate in Family Nurse Practitioner

Graduate Certificate in Healthcare Policy

Graduate Certificate in Nursing Education

Graduate Certificate in Nursing Informatics

Graduate Certificate in Nursing Leadership

Graduate Certificate in Population Health

Graduate Certificate in Psychiatric Mental Health Nurse Practitioner

Accelerated Master of Science in Nursing

Accelerated RN to Master of Science in Nursing

Master of Public Health

Master of Social Work

Doctor of Nursing Practice

Evangel University, Springfield, Missouri

Bachelor of Science in Behavioral Health

Bachelor of Science in Business Administration

Master of Education in Education Leadership

Master of Organizational Leadership

Doctor of Education in Education Leadership

National University, San Diego, California

Associate of Arts in General Education

Associate of Science in Business

Associate of Science in Human Biology

Associate of Science in Paralegal Studies

Bachelor of Arts in Communication (formerly Bachelor of Arts in Strategic Communications)

Bachelor of Arts in Early Childhood Education

Bachelor of Arts in English

Bachelor of Arts in General Studies

Bachelor of Arts in Integrative Psychology
Bachelor of Arts in Interdisciplinary Studies
Bachelor of Arts in Pre-Law Studies
Bachelor of Arts in Psychology
Bachelor of Arts in Sociology
Bachelor of Arts in Sport Psychology
Bachelor of Business Administration
Bachelor of Public Administration
Bachelor of Science in Accounting
Bachelor of Science in Allied Health
Bachelor of Science in Computer Science
Bachelor of Science in Criminal Justice Administration
Bachelor of Science in Cybersecurity
Bachelor of Science in Financial Management
Bachelor of Science in Healthcare Administration
Bachelor of Science in Homeland Security and Emergency Management
Bachelor of Science in Information Systems
Bachelor of Science in Organizational Leadership
Bachelor of Science in Paralegal Studies
Bachelor of Science in Public Health
RN to Bachelor of Science in Nursing
Master of Accountancy
Master of Arts in Education (Non-Licensure)
Master of Arts in English
Master of Arts in Human Behavioral Psychology
Master of Arts in Social Emotional Learning
Master of Arts in Sport and Performance Psychology (formerly Master of Arts in Performance Psychology)
Master of Business Administration
Master of Early Childhood Education
Master of Forensic Science
Master of Healthcare Administration
Master of Public Administration
Master of Public Health
Master of Science in Computer Science
Master of Science in Cybersecurity
Master of Science in Data Science (formerly Master of Science in Data Security)
Master of Science in Leadership Studies (formerly Master of Science in Organizational Leadership)
Doctor of Philosophy in Cybersecurity

San Jose State University, San Jose, California

Bachelor of Science in Information Science and Data Analytics
Master of Archives and Records Administration
Master of Library and Information Science
Master of Public Health

Master of Science in Criminology, concentration in Global Criminology
Master of Science in Informatics
Master of Science in Transportation Management

University of St. Augustine for Health Sciences, San Marcos, California

Post Graduate Certificate – Family Nurse Practitioner
Post Graduate Certificate – Nurse Educator
Post Graduate Certificate – Nurse Executive
Doctor of Nursing Practice

Recertifications – Arkansas Campus

New York Institute of Technology, Jonesboro, Arkansas
Arkansas State University Jonesboro Campus
Doctor of Osteopathic Medicine

Decertifications

National University, San Diego, California
Bachelor of Science in Information Technology Management

San Jose State University, San Jose, California

Master of Social Work

Letter of Exemption from Certification – Church-Related Training

Southeastern University, Lakeland, Florida
Offering programs by distance and at New Life Church, Conway, Arkansas
Associate of Ministerial Leadership
Bachelor of Science in Ministerial Leadership: Biblical Studies
Bachelor of Science in Ministerial Leadership: Pastoral Care and Counseling
Bachelor of Science in Ministerial Leadership: Christian Ministry
Bachelor of Science in Ministerial Leadership: Worship Ministries

Letter of Exemption from Certification – Church-Related Training (Renewals)

Boston Mountain Baptist Bible College, Alma, Arkansas

Certificate of Bible
Certificate of Ministry
Certificate of Religious Education
Certificate of Theology
Associate of Bible
Associate of Ministry
Associate of Religious Education
Associate of Theology
Graduate of Bible
Graduate of Ministry
Graduate of Religious Education
Graduate of Theology
Bachelor of Bible

Bachelor of Ministry
Bachelor of Religious Education
Bachelor of Theology
Master of Bible
Master of Ministry
Master of Religious Education
Master of Theology
Doctor of Bible
Doctor of Ministry
Doctor of Religious Education
Doctor of Theology

Central Arkansas Bible College, Jacksonville, Arkansas
Doctor of Renewal Theology

Evangel University, Springfield, Missouri
Offering programs by distance technology
Certificate in Bible
Certificate in Christian School Instructor
Certificate in Church Leadership
Bachelor of Science in Church Ministries
Bachelor of Science in Humanitarian Relief and Development
Master of Arts in Intercultural Studies
Master of Arts in Theological Studies
Master of Divinity
Master of Leadership and Ministry
Master of Theology in Biblical Interpretation and Theology
Master of Theology in Intercultural Studies
Doctor of Applied Intercultural Studies
Doctor of Ministry
Doctor of Philosophy in Biblical Interpretation and Theology
Doctor of Philosophy in Intercultural Studies

Jackson Theological Seminary, North Little Rock, Arkansas
Bachelor of Arts in Biblical Studies Degree Completion Program
Master of Divinity

**Letter of Exemption from Certification – Institutions on Military Installations
(Renewal)**

Vincennes University, Vincennes Indiana
Offering programs at Camp Robinson, North Little Rock
Associate of Science in Business Administration
Associate of Science in General Studies
Associate of Science in Criminology and Criminal Justice
Bachelor of Science in Homeland Security and Public Safety
Bachelor of Science in Technology with Management/Leadership Concentration

Institutional Changes

South University, Savannah, Georgia

Benjamin DeGweck replaces Steven Yoho as chancellor.

Program Changes/Additions

Arkansas Colleges of Health Education, Fort Smith, Arkansas

New Certificates

Artificial Intelligence in Healthcare Excellence Certificate

DEL 870 AI Foundations in Healthcare Innovation

DEL 872 AI Systems, Algorithms, and Infrastructure

DEL 874 Ethics, Risk, and Strategy in the AI Era

DEL 876 Leading the AI-Driven Healthcare Organization

DEL 820 Entrepreneurship and Innovation

Behavioral Medicine and Wellness Certificate

DEL 843 Behavioral Health I

DEL 844 Behavioral Health II

DEL 845 Behavioral Health III

DEL 846 AI and Behavioral Medicine

DEL 848 Wellness and Nutrition

Emergency Management and Disaster Response Certificate

DEL 834 Strategic Planning for Disaster and Humanitarian Response

DEL 835 Disaster Response Deployment and Strategic Application

Choose three from the following:

DEL 824 Remote and Operational Medicine

DEL 838 Executive Leadership in Crisis and Emergency Management

DEL 840 Disaster Medicine and Health Systems Response

DEL 842 Public Health Emergencies and Outbreak Response

Executive Coaching Certificate

DMS 930 Executive Coaching I

DMS 932 Executive Coaching II

DMS 820 Entrepreneurship and Innovation

DMS 811 Strategic Communication and Executive Presence

DMS 859 Advanced Leadership Psychology and Behavioral Coaching

Executive Leadership Certificate

DMS 850 Healthcare Finance and Value-Based Strategy

DMS 852 Strategic Leadership in Health Systems Administration

DMS 804 Healthcare Law and Risk Management

DMS 811 Strategic Communication and Executive Presence

DMS 820 Entrepreneurship and Innovation

Fellowship Medicine Certificate

DMS 924 Fellowship Elective I

DMS 926 Fellowship Elective II
DMS 928 Fellowship Elective III
Choose two elective courses

Global Health and Humanitarian Medicine Certificate
DMS 822 Infectious Disease and Tropical Medicine
DMS 828 Global Health Issues and Determinants of Health
DMS 824 Remote and Operational Medicine
DMS 830 Global Health Organizations and Management
DMS 831 Strategic Planning for Global Health and Humanitarian Response
DMS 836 Humanitarian Deployment and Strategic Application

Healthcare Informatics Certificate
DEL 880 Foundations of Healthcare Informatics and Data Systems
DEL 882 Leadership and Strategy in Health Informatics
DEL 884 Data-Driven Decision Making and Advanced Analytics in Healthcare
DEL 886 Policy, Ethics, and Governance in Health Informatics
DEL 820 Entrepreneurship and Innovation

Lifestyle Medicine and Entrepreneurship Certificate
DMS 851 Lifestyle Medicine Foundations I
DMS 853 Lifestyle Medicine Foundations II
DMS 811 Strategic Communication and Executive Presence
DMS 848 Wellness and Nutrition
DMS 820 Entrepreneurship and Innovation

Medical Education Certificate
DEL 914 Strategic Leadership in Higher Education
DEL 918 Curriculum Design and Innovation in Higher Education
DEL 920 AI Tools and Higher Education
DEL 922 Financial Management and Grant Administration

Military/National Security Certificate
DEL 860 National Security Strategy and Policy Integration
DEL 864 Global Security Challenges and Strategic Foresight
DEL 842 Public Health Emergencies and Outbreak Response
DEL 811 Strategic Communication and Executive Presence

Jefferson Regional School of Nursing, Pine Bluff, Arkansas
Associate of Applied Science in Nursing
Applicants must have earned credit for American History and American Government courses

University of Southern California, Los Angeles, California
Graduate Certificate in Child and Family Well-Being
Choose two from the following:

SOWK 619 Social Work in Public Child Welfare Settings
SOWK 620 Social Work Practice with Transitional Youth
SOWK 627 Practice and Policy with Children and Families Across Settings
SOWK 666 Domestic Abuse and Intimate Partner Violence
SOWK 678 Child Abuse and Neglect: Intervention and Treatment
Choose two from the following:
SOWK 610 Social Work Practice with Children and Families Across Settings
SOWK 621 Integrative Social Work Practice with Adolescents, Young Adults and Families
SOWK 654 National Immersion in Washington D.C.: Child Development and Social Policy
SOWK 657 Social Work Practice with native American Children, Families and Communities: National Immersion
SOWK 659 Pathways to Immigration: Global Immersion to Mexico
SOWK 696 LGBTQ2SIA+ Psychological, Social and Political Issues

Graduate Certificate in Interprofessional Education Caregiving
SOWK 661 Interprofessional Education, Team-Based Care and Caregivers
Choose two from the following:
SOWK 506 Human Behavior and the Social Environment
SOWK 510 Professional Self-Care in Integrative Social Work Practice
SOWK 523 Foundations of Integrative Social Work Practice
Choose one from the following:
NURS 605 Professional Issues in Advanced Practice Nursing
NURS 606 Health Policy Principles in Changing Health Care Contexts
SOWK 600 Practice with Service Members, Veterans and Families
SOWK 609 Social Work in Schools: Interventions Across Developmental Stages
SOWK 610 Social Work Practice with Children and Families Across Settings
SOWK 612 Assessment and Diagnosis of Mental Disorder
SOWK 613 Social Work Practice with Children and Families in Early and Middle Childhood
SOWK 614 Social Work Practice in School Settings
SOWK 616 Clinical Practice with Older Adults
SOWK 617 Substance Related and Behavioral Addictive Disorders and Recovery
SOWK 618 Systems of Recovery from Mental Illness in Adults
SOWK 619 Social Work in Public Child Welfare Settings
SOWK 620 Social Work Practice with Transitional Youth
SOWK 621 Integrative Social Work Practice with Adolescents, Young Adults and Families
SOWK 633 Life in the US Military: Foundations of Practice in Military Social Work
SOWK 637 Assessing Wellness to Improve Recovery in Integrated Care
SOWK 639 Policy Advocacy and Social Change
SOWK 643 Advanced Practice in Integrated Health and Mental Health
SOWK 647 Advanced Integrative Social Work Practice with Complex Cases
SOWK 648 Management and Organizational Development for Social Workers
SOWK 662 Telebehavioral Health Practice

SOWK 666 Domestic Abuse and Intimate Partner Violence
SOWK 677 Mental Health Assessment and Diagnosis of Children and Adolescents

University of St. Augustine for Health Sciences, San Marcos, California

Doctor of Nursing Practice

New Specialty

Psychiatric Mental Health Nurse Practitioner-Primary Care

NUR 7315 Advanced Psychopharmacology

NUR 7330 Psychotherapy for Psychiatric Mental Health Nurse Practitioner

NUR 7350 PMHNP: Acute and Chronic Management of Child/Adolescent with
Psychiatric Mental Health Conditions

NUR 7541 PMHNP Practicum I Child and Adolescent Populations

NUR 7375 PMHNP: Acute and Chronic Management of the Adult and Older Adult with
Psychiatric Mental Health Conditions

NUR 7542 PMHNP Practicum II Adult and Older Adult Populations

NUR 7542 PMHNP Role Practicum III

Walden University

Doctor of Human Services

Removed Courses

HUMN 9001D Communities of Practice and Research 1

HUMN 9002D Communities of Practice and Research 2

HUMN 9003D Communities of Practice and Research 3

HUMN 9004D Communities of Practice and Research 4

HUMN 9005D Communities of Practice and Research 5

HUMN 9100D DHS Capstone

Added Courses

HUMN 9010D Preparing a Plan: The Capstone Prospectus

HUMN 9101D Capstone I: Design and Proposal Development

HUMN 9102D Capstone II: Implementation and Analysis

HUMN 9103D Capstone III: final Report and Dissemination

Doctor of Public Health

Removed Courses

PUBH 8051 Advanced Issues in Global Public Health

PUBH 8510 Doctoral Seminar I

RSCH 8110R Research Theory, Design, and Methods

PUBH 8512 Doctoral Seminar II

PUBH 8514 Doctoral Seminar III

PUBH 8248 Advanced Research Methods in Public Health Practice

PUBH 8516 Doctoral Seminar IV

PUBH 8518 Doctoral Seminar V

PUBH 9100 Public Health Capstone

Added Courses

PUBH 8501 Scholar-Practitioner Inquiry I

PUBH 8502 Scholar-Practitioner Inquiry II

PUBH 8503 Scholar-Practitioner Inquiry III
PUBH 9101 Public Health Capstone I
PUBH 9102 Public Health Capstone II
PUBH 9103 Public Health Capstone III

**OUT-OF-STATE AND ARKANSAS PRIVATE
INSTITUTIONS
LETTERS OF INTENT**

The following notifications were received through January 1, 2026.

Academy of Art University, San Francisco, California

Initial Certification – Distance Technology
Bachelor of Fine Arts in Game Art

Arkansas Colleges of Health Education, Fort Smith, Arkansas

Initial Certification – Fort Smith Campus
Master of Science in Speech-Language Pathology

Baptist Health College Little Rock, Little Rock, Arkansas

Initial Certification – Distance Technology
RN to Bachelor of Science in Nursing

Community Care College, Tulsa, Oklahoma

Recertification – Distance Technology
Diploma of Bookkeeping
Diploma of Early Childhood Education
Diploma of Medical Assistant (Hybrid)
Diploma of Medical Billing and Coding
Diploma of Paralegal Studies
Associate of Occupational Science in Accounting
Associate of Occupational Science in Business and Industry Management
Associate of Occupational Science in Health Care Administration
Associate of Occupational Science in Medical Billing and Coding
Associate of Occupational Science in Surgical Technology

Evangel University, Springfield, Missouri

Initial Certification – Distance Technology
Master of Education in Curriculum and Instruction
Master of Education in Literacy

Fresno Pacific University, Fresno, California

Recertification – Distance Technology
Bachelor of Arts in Business Administration: Business Management
Bachelor of Arts in Business Administration: Healthcare Administration
Bachelor of Arts in Business Administration: Organizational Leadership
Bachelor of Arts in Early Childhood Development
Master of Arts in Kinesiology: Physical Education Emphasis
Master of Arts in Strategic and Organizational Leadership
Master of Business Administration

Pepperdine University, Malibu, California
Initial Certification – Distance Technology
Master of Science in Applied Analytics

Quincy University, Quincy, Illinois
Initial Certification – Distance Technology
Doctor of Occupational Therapy
Doctor of Physical Therapy

Sofia University, Palo Alto, California
Initial Certification – Distance Technology
Master of Science in Business Administration
Master of Science in Computer Science
Master of Science in Counseling Psychology
Master of Science in Transpersonal Psychology
Doctor of Philosophy in Clinical Psychology
Doctor of Philosophy in Transpersonal Psychology

South University, Savannah, Georgia
Recertification – Distance Technology
Associate of Arts in Allied Health Science
Associate of Occupational Science in Medical Assisting
Associate of Science in Paralegal Studies
Bachelor of Arts in Psychology
Bachelor of Business Administration
Bachelor of Science in Accounting
Bachelor of Science in Criminal Justice
Bachelor of Science in Health Science
Bachelor of Science in Healthcare Management
Bachelor of Science in Information Technology
Bachelor of Science in Legal Studies
Bachelor of Science in Nursing
Bachelor of Science in Public Health
Master of Business Administration
Master of Business Administration in Healthcare Administration
Master of Healthcare Administration
Master of Public Administration
Master of Public Health
Master of Science in Human Resource Management
Master of Science in Accounting
Master of Science in Criminal Justice
Master of Science in Information Systems
Master of Science in Leadership
Master of Science in Nursing
Post-Graduate Certificate in Nursing
RN to Master of Science in Nursing
Doctor of Business Administration

Doctor of Nursing Practice

Southeastern University, Lakeland, Florida

Initial Certification – New Life Church, Conway, Arkansas
Associate of Arts in General Education

Southwest University at El Paso, El Paso, Texas

Initial Certification – Distance Technology
Associate of Applied Science of Business Management in Healthcare Support Systems
Bachelor of Science in Healthcare Leadership Management

Southwestern Law School, Los Angeles, California

Initial Certification – Distance Technology
Juris Doctor

Strayer University, Washington, D.C.

Recertification – Little Rock Campus
Bachelor of Science in Information Technology
Master of Business Administration
Master of Cybersecurity

The Chicago School, Los Angeles, California

Initial Certification – Distance Technology
Bachelor of Science in Psychology
Master of Arts in Applied Forensic Psychology
Master of Arts in Marriage, Couples, and Family Therapy
Master of Science in Biomedical Sciences
Doctor of Osteopathic Medicine
Recertification – Distance Technology
Bachelor of Arts in Psychology
Master of Arts Applied Psychology (formerly Master of Arts in Psychology)
Master of Arts in Behavioral Economics
Master of Arts in Forensic Psychology
Master of Arts in Industrial and Organizational Psychology
Master of Arts in International Psychology
Master of Arts in Organizational Leadership
Master of Public Health
Master of Science in Applied Behavior Analysis
Master of Science in Clinical Psychopharmacology
Doctor of Philosophy in Applied Behavior Analysis

University of California, Irvine, Irvine, California

Initial Certification – Distance Technology
Master of Advanced Study in Criminology, Law, and Society
Master of Business Analytics
Master of Human Computer Interaction and Design
Master of Legal and Forensic Psychology
Master of Science in Pharmacology

Doctor of Nursing Practice

University of Massachusetts Global, Irvine, California

Recertification – Distance Technology

Associate of Arts in General Education

Bachelor of Arts in Business Administration

Bachelor of Arts in Applied Studies

Bachelor of Arts in Organizational Leadership

Bachelor of Arts in Psychology

Master of Arts in Organizational Leadership

Master of Business Administration

University of Southern California, Los Angeles, California

Initial Certification – Distance Technology

Graduate Certificate in Child and Family Well-Being

Graduate Certificate in Interprofessional Education Caregiving

Graduate Certificate in Youth Advocacy

Master of Arts in Gerontology

Master of Education in Sports Leadership

Recertification – Distance Technology

Graduate Certificate in Systems Architecting and Engineering

Master of Arts in Foodservice Management and Dietetics

Master of Construction Management

Master of Science in Aerospace Engineering

Master of Science in Aerospace Engineering and Master of Science in Engineering
Management Dual Degree

Master of Science in Applied Data Science

Master of Science in Astronautical Engineering

Master of Science in Communication Data Science

Master of Science in Computer Engineering

Master of Science in Computer Science (Data Science)

Master of Science in Cyber Security Engineering

Master of Science in Electrical and Computer Engineering and Master of Science in
Engineering Management Dual Degree

Master of Science in Engineering Management

Master of Science in Environmental Data Science

Master of Science in Financial Engineering

Master of Science in Industrial and Systems Engineering

Master of Science in Lifespan, Nutrition and Dietetics

Master of Science in Mechanical Engineering

Master of Science in Mechanical Engineering and Master of Science in Engineering
Management Dual Degree

Master of Science in Nutritional Science

Master of Science in Systems Architecting and Engineering

Vincennes University, Vincennes, Indiana

Recertification – Crawford County Adult Education Center

Bachelor of Science in Technology, Management and Leadership Concentration

Walden University, Minneapolis, Minnesota

Initial Certification – Distance Technology
 Master of Science in Clinical Psychology
 Post-Master's Certificate in Palliative Care
 Recertification – Distance Technology
 Bachelor of Science in Early Childhood Studies
 Bachelor of Science in Public Health
 Graduate Certificate in Public Health
 Master of Science in Accounting
 Master of Science in Clinical Psychology
 Master of Science in Communication
 Master of Science in Criminal Justice Leadership and Executive Management
 Master of Science in Cybersecurity
 Master of Science in Data Science
 Master of Science in Health Education and Promotion
 Master of Science in Instructional Design and Technology
 Master of Science in Industrial and Organizational Psychology
 Master of Science in Management
 Master of Science in Marketing
 Master of Science in Nursing and Master of Business Administration Dual Degree
 Post-Master's Certificate in Adult Gerontology Acute Care Nurse Practitioner
 Post-Master's Certificate in Adult Gerontology Primary Care Nurse Practitioner
 Post-Master's Certificate in Family Nurse Practitioner
 Post-Master's Certificate in Higher Education and Adult Learning
 Post-Master's Certificate in Higher Education Leadership and Management
 Post-Master's Certificate in Higher Education Leadership, Management, and Policy
 Post-Master's Certificate in Nursing – Education
 Post-Master's Certificate in Nursing – Informatics
 Post-Master's Certificate in Nursing – Nurse Executive
 Post-Master's Certificate in Online Teaching in Higher Education
 Post-Master's Certificate in Online Teaching in Psychology
 Post-Master's Certificate in Organizational Research, Assessment, and Evaluation
 Post-Master's Certificate in Pediatric Nurse Practitioner
 Post-Master's Certificate in Psychiatric Mental Health Nurse Practitioner
 Post-Master's Certificate in Reading, Literacy and Assessment
 Doctor of Human Services
 Doctor of Information Technology
 Doctor of Philosophy in Developmental Psychology
 Doctor of Philosophy in Education
 Doctor of Philosophy in Forensic Psychology
 Doctor of Philosophy in Healthcare Administration
 Doctor of Philosophy in Health Education and Promotion
 Doctor of Philosophy in Industrial and Organization Psychology
 Doctor of Philosophy in Nursing
 Doctor of Philosophy in Social Work
 Doctor of Psychology in Behavioral Health Leadership
 Doctor of Public Administration

Doctor of Public Health
Doctor of Public Safety and Leadership